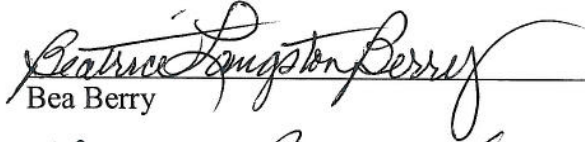



CERTIFICATION OF ELECTION

Republican Primary Election May 5, 2009
City of Ridgeland

City of Ridgeland Republican Municipal Executive Committee


Bea Berry



Dorothy Burchfield


Spence Flatgard


John Taylor


Tim Templeton


Janet Thomas


Jerry A. Thomas



Election Summary Report

Date:05/05/09

Municipal Election

Time:22:38:48

City of Ridgeland

Page:1 of 1

Tuesday, May 5, 2009

Summary For Jurisdiction Wide, All Counters, All Races

Registered Voters 0 - Cards Cast 3397 0.00%

Num. Report Precinct 6 - Num. Reporting 6 100.00%

Rep. Mayor		R		Total
Number of Precincts				6
Precincts Reporting				6 100.0 %
Times Counted				3398/0
Total Votes				3378
Gene F. McGee		2527	74.81%	
C. Burney Walter		848	25.10%	
Write-in Votes		3	0.09%	

Rep. Alderman Ward 2		R		Total
Number of Precincts				1
Precincts Reporting				1 100.0 %
Times Counted				707/0
Total Votes				624
Chuck Gautier		619	99.20%	
Write-in Votes		5	0.80%	

Rep. Alderman at Large		R		Total
Number of Precincts				6
Precincts Reporting				6 100.0 %
Times Counted				3398/0
Total Votes				3273
Thad McLaurin		1114	34.04%	
Gerald Steen		2152	65.75%	
Write-in Votes		7	0.21%	

Rep. Alderman Ward 3		R		Total
Number of Precincts				1
Precincts Reporting				1 100.0 %
Times Counted				425/0
Total Votes				352
Kevin L. Holder		343	97.44%	
Write-in Votes		9	2.56%	

Rep. Executive Committee		R		Total
Number of Precincts				6
Precincts Reporting				6 100.0 %
Times Counted				3398/0
Total Votes				17354
Bea Berry		2445	14.09%	
Dot Burchfield		2496	14.38%	
Spence Flatgard		2456	14.15%	
John Taylor		2507	14.45%	
Tim Templeton		2467	14.22%	
Janet Thomas		2466	14.21%	
Jerry A. Thomas		2446	14.09%	
Write-in Votes		71	0.41%	

Rep. Alderman Ward 4		R		Total
Number of Precincts				1
Precincts Reporting				1 100.0 %
Times Counted				385/0
Total Votes				368
Jimmy Cain		50	13.59%	
Jamie Freeman		41	11.14%	
Polly Hammett		78	21.20%	
Brian P. Ramsey		169	45.92%	
Susan Rogers		30	8.15%	
Write-in Votes		0	0.00%	

Rep. Alderman Ward 1		R		Total
Number of Precincts				1
Precincts Reporting				1 100.0 %
Times Counted				1105/0
Total Votes				1079
Ken Heard		829	76.83%	
Jeffery Lewis		250	23.17%	
Write-in Votes		0	0.00%	

Rep. Alderman Ward 5		R		Total
Number of Precincts				1
Precincts Reporting				1 100.0 %
Times Counted				338/0
Total Votes				326
Gabe Coker		129	39.57%	
Scott Jones		197	60.43%	
Write-in Votes		0	0.00%	

Rep. Alderman Ward 6		R		Total
Number of Precincts				1
Precincts Reporting				1 100.0 %
Times Counted				438/0
Total Votes				364
Wesley Hamlin		355	97.53%	
Write-in Votes		9	2.47%	

Election Summary Report
Municipal Election
City of Ridgeland
Tuesday, May 5, 2009
Summary For Jurisdiction Wide, , All Races

Date:05/06/09
Time:15:37:27
Page:1 of 1

Registered Voters 19345 - Cards Cast 0 0.00%

Num. Report Precinct 6 - Num. Reporting 6 100.00%

Rep. Mayor		R		Total	
Number of Precincts		6			
Precincts Reporting		6	100.0 %		
Times Counted		11/19345	0.1 %		
Total Votes		11			
Gene F. McGee		5	45.45%		
C. Burney Walter		6	54.55%		
Write-in Votes		0	0.00%		

Rep. Alderman Ward 2		R		Total	
Number of Precincts		1			
Precincts Reporting		1	100.0 %		
Times Counted		0/2741	0.0 %		
Total Votes		0			
Chuck Gautier		0	N/A		
Write-in Votes		0	N/A		

Rep. Alderman at Large		R		Total	
Number of Precincts		6			
Precincts Reporting		6	100.0 %		
Times Counted		11/19345	0.1 %		
Total Votes		11			
Thad McLaurin		2	18.18%		
Gerald Steen		9	81.82%		
Write-in Votes		0	0.00%		

Rep. Alderman Ward 3		R		Total	
Number of Precincts		1			
Precincts Reporting		1	100.0 %		
Times Counted		1/2782	0.0 %		
Total Votes		1			
Kevin L. Holder		1	100.00%		
Write-in Votes		0	0.00%		

Rep. Executive Committee		R		Total	
Number of Precincts		6			
Precincts Reporting		6	100.0 %		
Times Counted		6/19345	0.0 %		
Total Votes		42			
Bea Berry		6	14.29%		
Dot Burchfield		6	14.29%		
Spence Flatgard		6	14.29%		
John Taylor		6	14.29%		
Tim Templeton		6	14.29%		
Janet Thomas		6	14.29%		
Jerry A. Thomas		6	14.29%		
Write-in Votes		0	0.00%		

Rep. Alderman Ward 4		R		Total	
Number of Precincts		1			
Precincts Reporting		1	100.0 %		
Times Counted		6/3191	0.2 %		
Total Votes		6			
Jimmy Cain		1	16.67%		
Jamie Freeman		1	16.67%		
Polly Hammett		0	0.00%		
Brian P. Ramsey		4	66.67%		
Susan Rogers		0	0.00%		
Write-in Votes		0	0.00%		

Rep. Alderman Ward 1		R		Total	
Number of Precincts		1			
Precincts Reporting		1	100.0 %		
Times Counted		3/3651	0.1 %		
Total Votes		3			
Ken Heard		2	66.67%		
Jeffery Lewis		1	33.33%		
Write-in Votes		0	0.00%		

Rep. Alderman Ward 5		R		Total	
Number of Precincts		1			
Precincts Reporting		1	100.0 %		
Times Counted		0/3018	0.0 %		
Total Votes		0			
Gabe Coker		0	N/A		
Scott Jones		0	N/A		
Write-in Votes		0	N/A		

Rep. Alderman Ward 6		R		Total	
Number of Precincts		1			
Precincts Reporting		1	100.0 %		
Times Counted		0/3962	0.0 %		
Total Votes		0			
Wesley Hamlin		0	N/A		
Write-in Votes		0	N/A		

Election Summary Report
Municipal Election
City of Ridgeland
Tuesday, May 5, 2009

Date:05/06/09
Time:15:38:08
Page:1 of 1

Summary For Jurisdiction Wide, All Counters, All Races
unofficial results

Registered Voters 19345 - Cards Cast 3397 17.56%

Num. Report Precinct 6 - Num. Reporting 6 100.00%

Rep. Mayor		R	Total
Number of Precincts			6
Precincts Reporting		6	100.0 %
Times Counted	3409/19345		17.6 %
Total Votes			3389
Gene F. McGee		2532	74.71%
C. Burney Walter		854	25.20%
Write-in Votes		3	0.09%

Rep. Alderman Ward 2		R	Total
Number of Precincts			1
Precincts Reporting		1	100.0 %
Times Counted	707/2741		25.8 %
Total Votes			624
Chuck Gautier		619	99.20%
Write-in Votes		5	0.80%

Rep. Alderman at Large		R	Total
Number of Precincts			6
Precincts Reporting		6	100.0 %
Times Counted	3409/19345		17.6 %
Total Votes			3284
Thad McLaurin		1116	33.98%
Gerald Steen		2161	65.80%
Write-in Votes		7	0.21%

Rep. Alderman Ward 3		R	Total
Number of Precincts			1
Precincts Reporting		1	100.0 %
Times Counted	426/2782		15.3 %
Total Votes			353
Kevin L. Holder		344	97.45%
Write-in Votes		9	2.55%

Rep. Executive Committee		R	Total
Number of Precincts			6
Precincts Reporting		6	100.0 %
Times Counted	3404/19345		17.6 %
Total Votes			17396
Bea Berry		2451	14.09%
Dot Burchfield		2502	14.38%
Spence Flatgard		2462	14.15%
John Taylor		2513	14.45%
Tim Templeton		2473	14.22%
Janet Thomas		2472	14.21%
Jerry A. Thomas		2452	14.10%
Write-in Votes		71	0.41%

Rep. Alderman Ward 4		R	Total
Number of Precincts			1
Precincts Reporting		1	100.0 %
Times Counted	391/3191		12.3 %
Total Votes			374
Jimmy Cain		51	13.64%
Jamie Freeman		42	11.23%
Polly Hammett		78	20.86%
Brian P. Ramsey		173	46.26%
Susan Rogers		30	8.02%
Write-in Votes		0	0.00%

Rep. Alderman Ward 1		R	Total
Number of Precincts			1
Precincts Reporting		1	100.0 %
Times Counted	1108/3651		30.3 %
Total Votes			1082
Ken Heard		831	76.80%
Jeffery Lewis		251	23.20%
Write-in Votes		0	0.00%

Rep. Alderman Ward 5		R	Total
Number of Precincts			1
Precincts Reporting		1	100.0 %
Times Counted	338/3018		11.2 %
Total Votes			326
Gabe Coker		129	39.57%
Scott Jones		197	60.43%
Write-in Votes		0	0.00%

Rep. Alderman Ward 6		R	Total
Number of Precincts			1
Precincts Reporting		1	100.0 %
Times Counted	438/3962		11.1 %
Total Votes			364
Wesley Hamlin		355	97.53%
Write-in Votes		9	2.47%

Statement of Votes Cast
Municipal Election
City of Ridgeland
Tuesday, May 5, 2009

Date:05/06/09
Time:15:38:45
Page:1 of 11

SOVC For Jurisdiction Wide, All Counters, All Races
unofficial results

	TURN OUT			Rep. Mayor								
	Reg. Voters	Cards Cast	% Turnout	Reg. Voters	Times Counted	Total Votes	Gene F. McGee		C. Burney Walter		Write-In Votes	
Jurisdiction Wide												
Ward 1												
Polling	3651	1080	29.58%	3651	1080	1072	737	68.75%	335	31.25%	0	0.00%
Absentee	3651	25	0.68%	3651	25	25	18	72.00%	6	24.00%	1	4.00%
Affidavit/Provisional	3651	0	0.00%	3651	2	2	1	50.00%	1	50.00%	0	0.00%
Emergency	3651	0	0.00%	3651	0	0	0	-	0	-	0	-
Total	3651	1105	30.27%	3651	1107	1099	756	68.79%	342	31.12%	1	0.09%
Ward 2												
Polling	2741	689	25.14%	2741	689	689	590	85.63%	98	14.22%	1	0.15%
Absentee	2741	18	0.66%	2741	18	18	12	66.67%	6	33.33%	0	0.00%
Affidavit/Provisional	2741	0	0.00%	2741	0	0	0	-	0	-	0	-
Emergency	2741	0	0.00%	2741	0	0	0	-	0	-	0	-
Total	2741	707	25.79%	2741	707	707	602	85.15%	104	14.71%	1	0.14%
Ward 3												
Polling	2782	421	15.13%	2782	421	419	279	66.59%	140	33.41%	0	0.00%
Absentee	2782	4	0.14%	2782	4	4	4	100.00%	0	0.00%	0	0.00%
Affidavit/Provisional	2782	0	0.00%	2782	3	3	2	66.67%	1	33.33%	0	0.00%
Emergency	2782	0	0.00%	2782	0	0	0	-	0	-	0	-
Total	2782	425	15.28%	2782	428	426	285	66.90%	141	33.10%	0	0.00%
Ward 4												
Polling	3191	371	11.63%	3191	371	366	297	81.15%	69	18.85%	0	0.00%
Absentee	3191	14	0.44%	3191	14	14	11	78.57%	3	21.43%	0	0.00%
Affidavit/Provisional	3191	0	0.00%	3191	6	6	2	33.33%	4	66.67%	0	0.00%
Emergency	3191	0	0.00%	3191	0	0	0	-	0	-	0	-
Total	3191	385	12.07%	3191	391	386	310	80.31%	76	19.69%	0	0.00%
Ward 5												
Polling	3018	333	11.03%	3018	333	329	249	75.68%	80	24.32%	0	0.00%
Absentee	3018	5	0.17%	3018	5	5	2	40.00%	3	60.00%	0	0.00%
Affidavit/Provisional	3018	0	0.00%	3018	0	0	0	-	0	-	0	-
Emergency	3018	0	0.00%	3018	0	0	0	-	0	-	0	-
Total	3018	338	11.20%	3018	338	334	251	75.15%	83	24.85%	0	0.00%
Ward 6												
Polling	3962	433	10.93%	3962	433	432	323	74.77%	108	25.00%	1	0.23%
Absentee	3962	4	0.10%	3962	4	4	4	100.00%	0	0.00%	0	0.00%
Affidavit/Provisional	3962	0	0.00%	3962	0	0	0	-	0	-	0	-
Emergency	3962	0	0.00%	3962	1	1	1	100.00%	0	0.00%	0	0.00%
Total	3962	437	11.03%	3962	438	437	328	75.06%	108	24.71%	1	0.23%
Total												
Polling	19345	3327	17.20%	19345	3327	3307	2475	74.84%	830	25.10%	2	0.06%
Absentee	19345	70	0.36%	19345	70	70	51	72.86%	18	25.71%	1	1.43%
Affidavit/Provisional	19345	0	0.00%	19345	11	11	5	45.45%	6	54.55%	0	0.00%
Emergency	19345	0	0.00%	19345	1	1	1	100.00%	0	0.00%	0	0.00%
Total	19345	3397	17.56%	19345	3409	3389	2532	74.71%	854	25.20%	3	0.09%

Statement of Votes Cast
Municipal Election
City of Ridgeland
Tuesday, May 5, 2009

Date:05/06/09
Time:15:38:45
Page:2 of 11

SOVC For Jurisdiction Wide, All Counters, All Races
unofficial results

		Rep. Alderman at Large								
		Reg. Voters	Times Counted	Total Votes	Thad McLaurin		Gerald Steen		Write-In Votes	
Jurisdiction Wide										
Ward 1										
Polling		3651	1080	1039	391	37.63%	647	62.27%	1	0.10%
Absentee		3651	25	24	10	41.67%	14	58.33%	0	0.00%
Affidavit/Provisional		3651	3	3	1	33.33%	2	66.67%	0	0.00%
Emergency		3651	0	0	0	-	0	-	0	-
Total		3651	1108	1066	402	37.71%	663	62.20%	1	0.09%
Ward 2										
Polling		2741	689	675	165	24.44%	509	75.41%	1	0.15%
Absentee		2741	18	17	7	41.18%	10	58.82%	0	0.00%
Affidavit/Provisional		2741	0	0	0	-	0	-	0	-
Emergency		2741	0	0	0	-	0	-	0	-
Total		2741	707	692	172	24.86%	519	75.00%	1	0.14%
Ward 3										
Polling		2782	421	397	97	24.43%	300	75.57%	0	0.00%
Absentee		2782	4	4	0	0.00%	4	100.00%	0	0.00%
Affidavit/Provisional		2782	2	2	0	0.00%	2	100.00%	0	0.00%
Emergency		2782	0	0	0	-	0	-	0	-
Total		2782	427	403	97	24.07%	306	75.93%	0	0.00%
Ward 4										
Polling		3191	371	352	134	38.07%	216	61.36%	2	0.57%
Absentee		3191	14	14	13	92.86%	1	7.14%	0	0.00%
Affidavit/Provisional		3191	6	6	1	16.67%	5	83.33%	0	0.00%
Emergency		3191	0	0	0	-	0	-	0	-
Total		3191	391	372	148	39.78%	222	59.68%	2	0.54%
Ward 5										
Polling		3018	333	320	150	46.88%	170	53.13%	0	0.00%
Absentee		3018	5	5	1	20.00%	4	80.00%	0	0.00%
Affidavit/Provisional		3018	0	0	0	-	0	-	0	-
Emergency		3018	0	0	0	-	0	-	0	-
Total		3018	338	325	151	46.46%	174	53.54%	0	0.00%
Ward 6										
Polling		3962	433	421	146	34.68%	272	64.61%	3	0.71%
Absentee		3962	4	4	0	0.00%	4	100.00%	0	0.00%
Affidavit/Provisional		3962	0	0	0	-	0	-	0	-
Emergency		3962	1	1	0	0.00%	1	100.00%	0	0.00%
Total		3962	438	426	146	34.27%	277	65.02%	3	0.70%
Total										
Polling		19345	3327	3204	1083	33.80%	2114	65.98%	7	0.22%
Absentee		19345	70	68	31	45.59%	37	54.41%	0	0.00%
Affidavit/Provisional		19345	11	11	2	18.18%	9	81.82%	0	0.00%
Emergency		19345	1	1	0	0.00%	1	100.00%	0	0.00%
Total		19345	3409	3284	1116	33.98%	2161	65.80%	7	0.21%

Statement of Votes Cast
Municipal Election
City of Ridgeland
Tuesday, May 5, 2009

Date:05/06/09
Time:15:38:45
Page:3 of 11

SOVC For Jurisdiction Wide, All Counters, All Races
unofficial results

		Rep. Executive Committee										
		Reg. Voters	Times Counted	Total Votes	Bea Berry		Dot Burchfield		Spence Flatgard		John Taylor	
Jurisdiction Wide												
Ward 1												
Polling		3651	1080	5556	783	14.09%	801	14.42%	795	14.31%	796	14.33%
Absentee		3651	25	133	18	13.53%	19	14.29%	19	14.29%	19	14.29%
Affidavit/Provisional		3651	1	7	1	14.29%	1	14.29%	1	14.29%	1	14.29%
Emergency		3651	0	0	0	-	0	-	0	-	0	-
Total		3651	1106	5696	802	14.08%	821	14.41%	815	14.31%	816	14.33%
Ward 2												
Polling		2741	689	3645	507	13.91%	526	14.43%	520	14.27%	531	14.57%
Absentee		2741	18	112	16	14.29%	16	14.29%	16	14.29%	16	14.29%
Affidavit/Provisional		2741	0	0	0	-	0	-	0	-	0	-
Emergency		2741	0	0	0	-	0	-	0	-	0	-
Total		2741	707	3757	523	13.92%	542	14.43%	536	14.27%	547	14.56%
Ward 3												
Polling		2782	421	2057	288	14.00%	303	14.73%	287	13.95%	299	14.54%
Absentee		2782	4	28	4	14.29%	4	14.29%	4	14.29%	4	14.29%
Affidavit/Provisional		2782	1	7	1	14.29%	1	14.29%	1	14.29%	1	14.29%
Emergency		2782	0	0	0	-	0	-	0	-	0	-
Total		2782	426	2092	293	14.01%	308	14.72%	292	13.96%	304	14.53%
Ward 4												
Polling		3191	371	1722	249	14.46%	250	14.52%	241	14.00%	253	14.69%
Absentee		3191	14	79	11	13.92%	11	13.92%	11	13.92%	11	13.92%
Affidavit/Provisional		3191	4	28	4	14.29%	4	14.29%	4	14.29%	4	14.29%
Emergency		3191	0	0	0	-	0	-	0	-	0	-
Total		3191	389	1829	264	14.43%	265	14.49%	256	14.00%	268	14.65%
Ward 5												
Polling		3018	333	1664	233	14.00%	232	13.94%	233	14.00%	241	14.48%
Absentee		3018	5	18	3	16.67%	3	16.67%	2	11.11%	3	16.67%
Affidavit/Provisional		3018	0	0	0	-	0	-	0	-	0	-
Emergency		3018	0	0	0	-	0	-	0	-	0	-
Total		3018	338	1682	236	14.03%	235	13.97%	235	13.97%	244	14.51%
Ward 6												
Polling		3962	433	2317	329	14.20%	328	14.16%	325	14.03%	331	14.29%
Absentee		3962	4	16	3	18.75%	2	12.50%	2	12.50%	2	12.50%
Affidavit/Provisional		3962	0	0	0	-	0	-	0	-	0	-
Emergency		3962	1	7	1	14.29%	1	14.29%	1	14.29%	1	14.29%
Total		3962	438	2340	333	14.23%	331	14.15%	328	14.02%	334	14.27%
Total												
Polling		19345	3327	16961	2389	14.09%	2440	14.39%	2401	14.16%	2451	14.45%
Absentee		19345	70	386	55	14.25%	55	14.25%	54	13.99%	55	14.25%
Affidavit/Provisional		19345	6	42	6	14.29%	6	14.29%	6	14.29%	6	14.29%
Emergency		19345	1	7	1	14.29%	1	14.29%	1	14.29%	1	14.29%
Total		19345	3404	17396	2451	14.09%	2502	14.38%	2462	14.15%	2513	14.45%

Statement of Votes Cast

Municipal Election

City of Ridgeland

Tuesday, May 5, 2009

SOVC For Jurisdiction Wide, All Counters, All Races

unofficial results

Date:05/06/09

Time:15:38:45

Page:4 of 11

	Rep. Executive Committee				
	Tim Templeton	Janet Thomas	Jerry A. Thomas	Write-In Votes	
Jurisdiction Wide					
Ward 1					
Polling	793 14.27%	786 14.15%	789 14.20%	13 0.23%	
Absentee	20 15.04%	18 13.53%	19 14.29%	1 0.75%	
Affidavit/Provisional	1 14.29%	1 14.29%	1 14.29%	0 0.00%	
Emergency	0 -	0 -	0 -	0 -	
Total	814 14.29%	805 14.13%	809 14.20%	14 0.25%	
Ward 2					
Polling	525 14.40%	516 14.16%	513 14.07%	7 0.19%	
Absentee	16 14.29%	16 14.29%	16 14.29%	0 0.00%	
Affidavit/Provisional	0 -	0 -	0 -	0 -	
Emergency	0 -	0 -	0 -	0 -	
Total	541 14.40%	532 14.16%	529 14.08%	7 0.19%	
Ward 3					
Polling	293 14.24%	293 14.24%	290 14.10%	4 0.19%	
Absentee	4 14.29%	4 14.29%	4 14.29%	0 0.00%	
Affidavit/Provisional	1 14.29%	1 14.29%	1 14.29%	0 0.00%	
Emergency	0 -	0 -	0 -	0 -	
Total	298 14.24%	298 14.24%	295 14.10%	4 0.19%	
Ward 4					
Polling	241 14.00%	244 14.17%	244 14.17%	0 0.00%	
Absentee	11 13.92%	13 16.46%	11 13.92%	0 0.00%	
Affidavit/Provisional	4 14.29%	4 14.29%	4 14.29%	0 0.00%	
Emergency	0 -	0 -	0 -	0 -	
Total	256 14.00%	261 14.27%	259 14.16%	0 0.00%	
Ward 5					
Polling	230 13.82%	238 14.30%	229 13.76%	28 1.68%	
Absentee	2 11.11%	2 11.11%	3 16.67%	0 0.00%	
Affidavit/Provisional	0 -	0 -	0 -	0 -	
Emergency	0 -	0 -	0 -	0 -	
Total	232 13.79%	240 14.27%	232 13.79%	28 1.66%	
Ward 6					
Polling	329 14.20%	333 14.37%	324 13.98%	18 0.78%	
Absentee	2 12.50%	2 12.50%	3 18.75%	0 0.00%	
Affidavit/Provisional	0 -	0 -	0 -	0 -	
Emergency	1 14.29%	1 14.29%	1 14.29%	0 0.00%	
Total	332 14.19%	336 14.36%	328 14.02%	18 0.77%	
Total					
Polling	2411 14.21%	2410 14.21%	2389 14.09%	70 0.41%	
Absentee	55 14.25%	55 14.25%	56 14.51%	1 0.26%	
Affidavit/Provisional	6 14.29%	6 14.29%	6 14.29%	0 0.00%	
Emergency	1 14.29%	1 14.29%	1 14.29%	0 0.00%	
Total	2473 14.22%	2472 14.21%	2452 14.10%	71 0.41%	

Statement of Votes Cast
Municipal Election
City of Ridgeland
Tuesday, May 5, 2009

Date:05/06/09
Time:15:38:45
Page:5 of 11

SOVC For Jurisdiction Wide, All Counters, All Races
unofficial results

Rep. Alderman Ward 1									
	Reg. Voters	Times Counted	Total Votes	Ken Heard		Jeffery Lewis		Write-In Votes	
Jurisdiction Wide									
Ward 1									
Polling	3651	1080	1056	808	76.52%	248	23.48%	0	0.00%
Absentee	3651	25	23	21	91.30%	2	8.70%	0	0.00%
Affidavit/Provisional	3651	3	3	2	66.67%	1	33.33%	0	0.00%
Emergency	3651	0	0	0	-	0	-	0	-
Total	3651	1108	1082	831	76.80%	251	23.20%	0	0.00%
Ward 2									
Polling	-	-	-	-	-	-	-	-	-
Absentee	-	-	-	-	-	-	-	-	-
Affidavit/Provisional	-	-	-	-	-	-	-	-	-
Emergency	-	-	-	-	-	-	-	-	-
Total	-	-	-	-	-	-	-	-	-
Ward 3									
Polling	-	-	-	-	-	-	-	-	-
Absentee	-	-	-	-	-	-	-	-	-
Affidavit/Provisional	-	-	-	-	-	-	-	-	-
Emergency	-	-	-	-	-	-	-	-	-
Total	-	-	-	-	-	-	-	-	-
Ward 4									
Polling	-	-	-	-	-	-	-	-	-
Absentee	-	-	-	-	-	-	-	-	-
Affidavit/Provisional	-	-	-	-	-	-	-	-	-
Emergency	-	-	-	-	-	-	-	-	-
Total	-	-	-	-	-	-	-	-	-
Ward 5									
Polling	-	-	-	-	-	-	-	-	-
Absentee	-	-	-	-	-	-	-	-	-
Affidavit/Provisional	-	-	-	-	-	-	-	-	-
Emergency	-	-	-	-	-	-	-	-	-
Total	-	-	-	-	-	-	-	-	-
Ward 6									
Polling	-	-	-	-	-	-	-	-	-
Absentee	-	-	-	-	-	-	-	-	-
Affidavit/Provisional	-	-	-	-	-	-	-	-	-
Emergency	-	-	-	-	-	-	-	-	-
Total	-	-	-	-	-	-	-	-	-
Total									
Polling	3651	1080	1056	808	76.52%	248	23.48%	0	0.00%
Absentee	3651	25	23	21	91.30%	2	8.70%	0	0.00%
Affidavit/Provisional	3651	3	3	2	66.67%	1	33.33%	0	0.00%
Emergency	3651	0	0	0	-	0	-	0	-
Total	3651	1108	1082	831	76.80%	251	23.20%	0	0.00%

Statement of Votes Cast
Municipal Election
City of Ridgeland
Tuesday, May 5, 2009

Date:05/06/09
Time:15:38:45
Page:6 of 11

SOVC For Jurisdiction Wide, All Counters, All Races
unofficial results

	Rep. Alderman Ward 2						
	Reg. Voters	Times Counted	Total Votes	Chuck Gautier		Write-In Votes	
Jurisdiction Wide							
Ward 1							
Polling	-	-	-	-	-	-	-
Absentee	-	-	-	-	-	-	-
Affidavit/Provisional	-	-	-	-	-	-	-
Emergency	-	-	-	-	-	-	-
Total	-	-	-	-	-	-	-
Ward 2							
Polling	2741	689	607	602	99.18%	5	0.82%
Absentee	2741	18	17	17	100.00%	0	0.00%
Affidavit/Provisional	2741	0	0	0	-	0	-
Emergency	2741	0	0	0	-	0	-
Total	2741	707	624	619	99.20%	5	0.80%
Ward 3							
Polling	-	-	-	-	-	-	-
Absentee	-	-	-	-	-	-	-
Affidavit/Provisional	-	-	-	-	-	-	-
Emergency	-	-	-	-	-	-	-
Total	-	-	-	-	-	-	-
Ward 4							
Polling	-	-	-	-	-	-	-
Absentee	-	-	-	-	-	-	-
Affidavit/Provisional	-	-	-	-	-	-	-
Emergency	-	-	-	-	-	-	-
Total	-	-	-	-	-	-	-
Ward 5							
Polling	-	-	-	-	-	-	-
Absentee	-	-	-	-	-	-	-
Affidavit/Provisional	-	-	-	-	-	-	-
Emergency	-	-	-	-	-	-	-
Total	-	-	-	-	-	-	-
Ward 6							
Polling	-	-	-	-	-	-	-
Absentee	-	-	-	-	-	-	-
Affidavit/Provisional	-	-	-	-	-	-	-
Emergency	-	-	-	-	-	-	-
Total	-	-	-	-	-	-	-
Total							
Polling	2741	689	607	602	99.18%	5	0.82%
Absentee	2741	18	17	17	100.00%	0	0.00%
Affidavit/Provisional	2741	0	0	0	-	0	-
Emergency	2741	0	0	0	-	0	-
Total	2741	707	624	619	99.20%	5	0.80%

Statement of Votes Cast
Municipal Election
City of Ridgeland
Tuesday, May 5, 2009

Date:05/06/09
Time:15:38:46
Page:7 of 11

SOVC For Jurisdiction Wide, All Counters, All Races
unofficial results

		Rep. Alderman Ward 3						
		Reg. Voters	Times Counted	Total Votes	Kevin L. Holder		Write-In Votes	
Jurisdiction Wide								
Ward 1								
	Polling	-	-	-	-	-	-	-
	Absentee	-	-	-	-	-	-	-
	Affidavit/Provisional	-	-	-	-	-	-	-
	Emergency	-	-	-	-	-	-	-
	Total	-	-	-	-	-	-	-
Ward 2								
	Polling	-	-	-	-	-	-	-
	Absentee	-	-	-	-	-	-	-
	Affidavit/Provisional	-	-	-	-	-	-	-
	Emergency	-	-	-	-	-	-	-
	Total	-	-	-	-	-	-	-
Ward 3								
	Polling	2782	421	348	339	97.41%	9	2.59%
	Absentee	2782	4	4	4	100.00%	0	0.00%
	Affidavit/Provisional	2782	1	1	1	100.00%	0	0.00%
	Emergency	2782	0	0	0	-	0	-
	Total	2782	426	353	344	97.45%	9	2.55%
Ward 4								
	Polling	-	-	-	-	-	-	-
	Absentee	-	-	-	-	-	-	-
	Affidavit/Provisional	-	-	-	-	-	-	-
	Emergency	-	-	-	-	-	-	-
	Total	-	-	-	-	-	-	-
Ward 5								
	Polling	-	-	-	-	-	-	-
	Absentee	-	-	-	-	-	-	-
	Affidavit/Provisional	-	-	-	-	-	-	-
	Emergency	-	-	-	-	-	-	-
	Total	-	-	-	-	-	-	-
Ward 6								
	Polling	-	-	-	-	-	-	-
	Absentee	-	-	-	-	-	-	-
	Affidavit/Provisional	-	-	-	-	-	-	-
	Emergency	-	-	-	-	-	-	-
	Total	-	-	-	-	-	-	-
Total								
	Polling	2782	421	348	339	97.41%	9	2.59%
	Absentee	2782	4	4	4	100.00%	0	0.00%
	Affidavit/Provisional	2782	1	1	1	100.00%	0	0.00%
	Emergency	2782	0	0	0	-	0	-
	Total	2782	426	353	344	97.45%	9	2.55%

Statement of Votes Cast
Municipal Election
City of Ridgeland
Tuesday, May 5, 2009

Date:05/06/09
Time:15:38:46
Page:8 of 11

SOVC For Jurisdiction Wide, All Counters, All Races
unofficial results

Rep. Alderman Ward 4											
	Reg. Voters	Times Counted	Total Votes	Jimmy Cain		Jamie Freeman		Polly Hammett		Brian P. Ramsey	
Jurisdiction Wide											
Ward 1											
Polling	-	-	-	-	-	-	-	-	-	-	-
Absentee	-	-	-	-	-	-	-	-	-	-	-
Affidavit/Provisional	-	-	-	-	-	-	-	-	-	-	-
Emergency	-	-	-	-	-	-	-	-	-	-	-
Total	-	-	-	-	-	-	-	-	-	-	-
Ward 2											
Polling	-	-	-	-	-	-	-	-	-	-	-
Absentee	-	-	-	-	-	-	-	-	-	-	-
Affidavit/Provisional	-	-	-	-	-	-	-	-	-	-	-
Emergency	-	-	-	-	-	-	-	-	-	-	-
Total	-	-	-	-	-	-	-	-	-	-	-
Ward 3											
Polling	-	-	-	-	-	-	-	-	-	-	-
Absentee	-	-	-	-	-	-	-	-	-	-	-
Affidavit/Provisional	-	-	-	-	-	-	-	-	-	-	-
Emergency	-	-	-	-	-	-	-	-	-	-	-
Total	-	-	-	-	-	-	-	-	-	-	-
Ward 4											
Polling	3191	371	356	50	14.04%	41	11.52%	72	20.22%	164	46.07%
Absentee	3191	14	12	0	0.00%	0	0.00%	6	50.00%	5	41.67%
Affidavit/Provisional	3191	6	6	1	16.67%	1	16.67%	0	0.00%	4	66.67%
Emergency	3191	0	0	0	-	0	-	0	-	0	-
Total	3191	391	374	51	13.64%	42	11.23%	78	20.86%	173	46.26%
Ward 5											
Polling	-	-	-	-	-	-	-	-	-	-	-
Absentee	-	-	-	-	-	-	-	-	-	-	-
Affidavit/Provisional	-	-	-	-	-	-	-	-	-	-	-
Emergency	-	-	-	-	-	-	-	-	-	-	-
Total	-	-	-	-	-	-	-	-	-	-	-
Ward 6											
Polling	-	-	-	-	-	-	-	-	-	-	-
Absentee	-	-	-	-	-	-	-	-	-	-	-
Affidavit/Provisional	-	-	-	-	-	-	-	-	-	-	-
Emergency	-	-	-	-	-	-	-	-	-	-	-
Total	-	-	-	-	-	-	-	-	-	-	-
Total											
Polling	3191	371	356	50	14.04%	41	11.52%	72	20.22%	164	46.07%
Absentee	3191	14	12	0	0.00%	0	0.00%	6	50.00%	5	41.67%
Affidavit/Provisional	3191	6	6	1	16.67%	1	16.67%	0	0.00%	4	66.67%
Emergency	3191	0	0	0	-	0	-	0	-	0	-
Total	3191	391	374	51	13.64%	42	11.23%	78	20.86%	173	46.26%

Statement of Votes Cast
Municipal Election
City of Ridgeland
Tuesday, May 5, 2009

Date:05/06/09
Time:15:38:46
Page:9 of 11

SOVC For Jurisdiction Wide, All Counters, All Races
unofficial results

	Rep. Alderman Ward 4			
	Susan Rogers		Write-In Votes	
Jurisdiction Wide				
Ward 1				
Polling	-	-	-	-
Absentee	-	-	-	-
Affidavit/Provisional	-	-	-	-
Emergency	-	-	-	-
Total	-	-	-	-
Ward 2				
Polling	-	-	-	-
Absentee	-	-	-	-
Affidavit/Provisional	-	-	-	-
Emergency	-	-	-	-
Total	-	-	-	-
Ward 3				
Polling	-	-	-	-
Absentee	-	-	-	-
Affidavit/Provisional	-	-	-	-
Emergency	-	-	-	-
Total	-	-	-	-
Ward 4				
Polling	29	8.15%	0	0.00%
Absentee	1	8.33%	0	0.00%
Affidavit/Provisional	0	0.00%	0	0.00%
Emergency	0	-	0	-
Total	30	8.02%	0	0.00%
Ward 5				
Polling	-	-	-	-
Absentee	-	-	-	-
Affidavit/Provisional	-	-	-	-
Emergency	-	-	-	-
Total	-	-	-	-
Ward 6				
Polling	-	-	-	-
Absentee	-	-	-	-
Affidavit/Provisional	-	-	-	-
Emergency	-	-	-	-
Total	-	-	-	-
Total				
Polling	29	8.15%	0	0.00%
Absentee	1	8.33%	0	0.00%
Affidavit/Provisional	0	0.00%	0	0.00%
Emergency	0	-	0	-
Total	30	8.02%	0	0.00%

Statement of Votes Cast
Municipal Election
City of Ridgeland
Tuesday, May 5, 2009

Date:05/06/09
Time:15:38:46
Page:10 of 11

SOVC For Jurisdiction Wide, All Counters, All Races
unofficial results

Rep. Alderman Ward 5									
	Reg. Voters	Times Counted	Total Votes	Gabe Coker		Scott Jones		Write-In Votes	
Jurisdiction Wide									
Ward 1									
Polling	-	-	-	-	-	-	-	-	-
Absentee	-	-	-	-	-	-	-	-	-
Affidavit/Provisional	-	-	-	-	-	-	-	-	-
Emergency	-	-	-	-	-	-	-	-	-
Total	-	-	-	-	-	-	-	-	-
Ward 2									
Polling	-	-	-	-	-	-	-	-	-
Absentee	-	-	-	-	-	-	-	-	-
Affidavit/Provisional	-	-	-	-	-	-	-	-	-
Emergency	-	-	-	-	-	-	-	-	-
Total	-	-	-	-	-	-	-	-	-
Ward 3									
Polling	-	-	-	-	-	-	-	-	-
Absentee	-	-	-	-	-	-	-	-	-
Affidavit/Provisional	-	-	-	-	-	-	-	-	-
Emergency	-	-	-	-	-	-	-	-	-
Total	-	-	-	-	-	-	-	-	-
Ward 4									
Polling	-	-	-	-	-	-	-	-	-
Absentee	-	-	-	-	-	-	-	-	-
Affidavit/Provisional	-	-	-	-	-	-	-	-	-
Emergency	-	-	-	-	-	-	-	-	-
Total	-	-	-	-	-	-	-	-	-
Ward 5									
Polling	3018	333	321	128	39.88%	193	60.12%	0	0.00%
Absentee	3018	5	5	1	20.00%	4	80.00%	0	0.00%
Affidavit/Provisional	3018	0	0	0	-	0	-	0	-
Emergency	3018	0	0	0	-	0	-	0	-
Total	3018	338	326	129	39.57%	197	60.43%	0	0.00%
Ward 6									
Polling	-	-	-	-	-	-	-	-	-
Absentee	-	-	-	-	-	-	-	-	-
Affidavit/Provisional	-	-	-	-	-	-	-	-	-
Emergency	-	-	-	-	-	-	-	-	-
Total	-	-	-	-	-	-	-	-	-
Total									
Polling	3018	333	321	128	39.88%	193	60.12%	0	0.00%
Absentee	3018	5	5	1	20.00%	4	80.00%	0	0.00%
Affidavit/Provisional	3018	0	0	0	-	0	-	0	-
Emergency	3018	0	0	0	-	0	-	0	-
Total	3018	338	326	129	39.57%	197	60.43%	0	0.00%

Statement of Votes Cast
Municipal Election
City of Ridgeland
Tuesday, May 5, 2009

Date:05/06/09
Time:15:38:46
Page:11 of 11

SOVC For Jurisdiction Wide, All Counters, All Races
unofficial results

	Rep. Alderman Ward 6						
	Reg. Voters	Times Counted	Total Votes	Wesley Hamlin		Write-In Votes	
Jurisdiction Wide							
Ward 1							
Polling	-	-	-	-	-	-	-
Absentee	-	-	-	-	-	-	-
Affidavit/Provisional	-	-	-	-	-	-	-
Emergency	-	-	-	-	-	-	-
Total	-	-	-	-	-	-	-
Ward 2							
Polling	-	-	-	-	-	-	-
Absentee	-	-	-	-	-	-	-
Affidavit/Provisional	-	-	-	-	-	-	-
Emergency	-	-	-	-	-	-	-
Total	-	-	-	-	-	-	-
Ward 3							
Polling	-	-	-	-	-	-	-
Absentee	-	-	-	-	-	-	-
Affidavit/Provisional	-	-	-	-	-	-	-
Emergency	-	-	-	-	-	-	-
Total	-	-	-	-	-	-	-
Ward 4							
Polling	-	-	-	-	-	-	-
Absentee	-	-	-	-	-	-	-
Affidavit/Provisional	-	-	-	-	-	-	-
Emergency	-	-	-	-	-	-	-
Total	-	-	-	-	-	-	-
Ward 5							
Polling	-	-	-	-	-	-	-
Absentee	-	-	-	-	-	-	-
Affidavit/Provisional	-	-	-	-	-	-	-
Emergency	-	-	-	-	-	-	-
Total	-	-	-	-	-	-	-
Ward 6							
Polling	3962	433	360	351	97.50%	9	2.50%
Absentee	3962	4	3	3	100.00%	0	0.00%
Affidavit/Provisional	3962	0	0	0	-	0	-
Emergency	3962	1	1	1	100.00%	0	0.00%
Total	3962	438	364	355	97.53%	9	2.47%
Total							
Polling	3962	433	360	351	97.50%	9	2.50%
Absentee	3962	4	3	3	100.00%	0	0.00%
Affidavit/Provisional	3962	0	0	0	-	0	-
Emergency	3962	1	1	1	100.00%	0	0.00%
Total	3962	438	364	355	97.53%	9	2.47%

McGee – 2

Walter – 1

Steen – 2

Holder – 1

All 7 – 1

Ward 4 – 5 ballots

McGee – 2

Walter – 4

Steen – 5

McLaurin – 1

Freeman – 1

Ramsey – 4

Cain – 1

All 7 – 4

Ward 5 – Zero affidavit ballots

Ward 6 – Zero affidavit ballots

Spence Flatgard, Legal Counsel, PLLC

Regions Plaza, Suite 1262

210 East Capitol Street

Jackson, Mississippi 39201

Current Folder: **INBOX**[Compose](#) [Addresses](#) [Folders](#) [Options](#) [Search](#) [Help](#)[Sign Out](#)
[SquirrelMail](#)[Message List](#) | [Delete](#)[Previous](#) | [Next](#)[Forward](#) | [Forward as Attachment](#) | [Reply](#) | [Reply All](#)

Subject: Ridgeland Affidavit Results
From: "Spence Flatgard" <sflatgard@flatgardlaw.com>
Date: Wed, May 6, 2009 2:44 pm
To: steve@riversideimports.net
Cc: "Selwyn McPhearson" <Selwyn.McPhearson@Ridgelandms.org>
Priority: Normal
Options: [View Full Header](#) | [View Printable Version](#) | [Download this as a file](#)

Steve,

Thanks again for your good work. Glad we weren't scheduled to meet at noon, counting affidavit ballots took a lot longer than I thought it would. Below are the results of the 11 affidavit ballots, and "All 7" means the voter voted for all 7 for the Republican Municipal Executive Committee:

Ward 1 – 3 ballots

McGee – 1

Walter – 1

Steen - 2

McLaurin – 1

Lewis – 1

Heard – 2

All 7 - 1

Ward 2 – Zero affidavit ballots**Ward 3** – 3 ballots