

Title 15 - Mississippi Department of Health

Part IX – Office of Health Policy and Planning

Subpart 90 – Planning and Resource Development

Chapter 01 INTRODUCTION

100 General Information

Mission: The Mississippi Department of Health's mission is to promote and protect the health of the citizens of Mississippi. The Department accomplishes its mission through many programs and projects as well as through cooperation with other government agencies and private sector organizations. As a part of that mission, the *State Health Plan* identifies those areas of greatest need in the state; develops strategies to reduce deficiencies in the state's health care system; and establishes policies to encourage the provision of appropriate care to all people - regardless of age, sex, race, ethnicity, or ability to pay. The *State Health Plan* provides an overview of a broad spectrum of services, including many services designed to meet the state's priority health care needs discussed later in this chapter.

Vision Statement: The Mississippi Department of Health strives for excellence in government, cultural competence in carrying out the mission, and to seek local solutions to local problems.

Value Statement: The Mississippi Department of Health identifies its values as applied scientific knowledge, teamwork, and customer service.

Legal Authority and Purpose

Section 41-7-171 et seq., Mississippi Code 1972 Annotated, as amended, establishes the Mississippi Department of Health (MDH) as the sole and official agency to administer and supervise all health planning responsibilities for the state, including development and publication of the *Mississippi State Health Plan*. The *State Health Plan* 1) identifies priority health care needs in Mississippi; 2) recommends ways in which those needs may be met; and 3) establishes criteria and standards for health-related activities which require Certificate of Need review. The effective dates of the *Fiscal Year 2006 Mississippi State Health Plan* extend from August 29, 2005, through June 30, 2006, or until superceded by a later Plan.

The MDH considered the health needs of the state, consulted with health provider associations and other health-related agencies of state government, and determined through public meetings and public comments the priority health needs of Mississippi for Fiscal Year 2006. These needs are as follows:

- Disease prevention, health protection, and health promotion

- Health care for specific populations, such as mothers, babies, the elderly, the indigent, the uninsured, and minorities
- Implementation of a statewide trauma system
- Health needs of persons with mental illness, alcohol/drug abuse problems, mental retardation/developmental disabilities, and/or handicaps
- Availability of adequate health manpower throughout the state
- Enhanced capacity for detection of and response to public health emergencies, including acts of bioterrorism.

Section 41-7-191, Mississippi Code 1972 Annotated, as amended, requires Certificate of Need (CON) approval for the establishment, relocation, or expansion of health care facilities. The statute also requires CON approval for the acquisition or control of major medical equipment and for the change of ownership of defined health care facilities unless the facilities meet specific requirements.

This Plan provides the service-specific CON criteria and standards developed and adopted by the MDH for CON review of health-related activities requiring such review. The *Mississippi Certificate of Need Review Manual* provides additional general CON criteria by which the Department reviews all applications.

General Certificate of Need Policies

Mississippi's health planning and health regulatory activities have the following purposes:

- To prevent unnecessary duplication of health resources
- To provide cost containment
- To improve the health of Mississippi residents
- To increase the accessibility, acceptability, continuity, and quality of health services.

While all of the stated purposes of health planning and health regulatory activities are important, cost containment and the prevention of unnecessary duplication of health resources are the primary purposes and shall be given primary emphasis in the Certificate of Need process.

The MDH intends to approve an application for CON if it substantially complies with the projected need and with the applicable criteria and standards presented in this Plan, and to disapprove all CON applications which do not substantially comply with the projected need or with applicable criteria and standards presented in this Plan.

The MDH intends to disapprove CON applications which fail to confirm that the applicant shall provide a reasonable amount of indigent care, or if the applicant's admission policies deny or discourage access to care by indigent patients. Furthermore, the MDH intends to disapprove CON applications if such approval would have a significant adverse effect on the ability of an existing facility or service to provide indigent care. Finally, it is the intent of the Mississippi Department of Health to strictly adhere to the criteria set forth in the State Health Plan and to ensure that any provider desiring to offer healthcare services covered by the Certificate of Need statutes undergoes review and is issued a Certificate of Need prior to offering such services.

The State Health Officer shall determine whether the amount of indigent care provided or proposed to be offered is "reasonable." The Department considers a reasonable amount of indigent care as that which is comparable to the amount of such care offered by other providers of the requested service within the same, or proximate, geographic area.

The MDH may use a variety of statistical methodologies including, but not limited to, market share analysis or patient origin data to determine substantial compliance with projected need and with applicable criteria and standards in this Plan.

Population for Planning

Population projections used in this Plan were calculated by the Center for Policy Research and Planning, Mississippi Institutions of Higher Learning, as published in MISSISSIPPI, Population Projections for 2005, 2010, and 2015, March 2002. This plan is based on 2010 population projections. Map I-1 depicts the state's 2010 estimated population by county.

Outline of the *State Health Plan*

Section A of the *State Health Plan* outlines Mississippi's demographic characteristics, presents some of the state's health status indicators based on vital statistics, summarizes the major health care resources, identifies the priority health needs of the state, and establishes policies and strategies to help meet the identified needs. The Plan also examines the shortage of health care professionals in the state.

Section B describes existing services, evaluates the need for additional services in various aspects of health care, and provides Certificate of Need criteria and standards for each service requiring CON review. These services include: long-term care, including care for the aged and the mentally retarded; mental health care, including psychiatric, chemical dependency, and long-term residential treatment facilities; perinatal care; acute care, including various types of diagnostic and therapeutic services; ambulatory care, including outpatient services and freestanding ambulatory surgical centers; comprehensive medical rehabilitation; home health services; and end stage renal disease facilities.

Section C contains a glossary of terms and phrases used in this *Plan*.

Section D contains Guidelines for the Operation of Perinatal Units (Obstetrics and Newborn Nursery)

Chapter 02 MISSISSIPPI DEMOGRAPHIC PROFILE

101 This section provides descriptive and statistical information on the demographic characteristics of Mississippi according to the 2000 Census and 2003 population estimates by the U.S. Census Bureau.

101.01 Population

According to the 2003 Census Estimate, Mississippi had 2,881,283 people dispersed in 82 counties and 296 incorporated cities, towns, and villages. While 50.3 percent of the people live in one of the incorporated municipalities, 63.1 percent live in areas classified as rural by the Census Bureau. Nineteen percent of the people live in a city with a population of 25,000 or more, and only 34.9 percent in a city of 10,000 or more. The state has four metropolitan statistical areas (MSAs) completely within its borders: the Gulfport-Biloxi (Hancock, Harrison, and Stone counties); Pascagoula (Jackson and George counties); Jackson area (Hinds, Madison, Copiah, Rankin and Simpson counties); and the Hattiesburg area (Forrest, Lamar, and Perry counties). In addition, four Mississippi counties (DeSoto, Marshall, Tunica, and Tate) are included in the Memphis, Tennessee MSA.

The 2003 Census Estimate reports that the state's gender composition was 48.5 percent male and 51.5 percent female. The racial composition was 61.2 percent white, 36.9 percent black, and 1.8 percent other races. Persons aged 65 or older made up 12.1 percent of the population. These data are reflected in the following table.

Table II-1
Population by Gender and Race
2003

2003 Census Estimate:		2,881,283			
Whites	1,763,609	Blacks	1,064,477	Other	53,197
Males	868,808	Males	501,507	Males	25,901
Females	894,801	Females	562,970	Females	27,296
Estimated Population Over Age 65: 349,407					
Whites	259,716	Blacks	86,119	Other	3,572
Males	106,526	Males	32,271	Males	1,493
Females	153,190	Females	53,848	Females	2,079

101.02 Housing

The 2000 Census reported 1,161,953 housing units in Mississippi and an average occupancy of 2.45 persons per unit. By contrast, in 1990 there were 1,010,423 housing units, with an average occupancy of 2.55

persons. The average household size in 2000 was 2.63 persons; the average family size 3.14. Although there has been marked improvement in income, education, and housing, Mississippi remains well below the national average in these areas.

Table II-2
**Mississippi Non-Agricultural Employment and Job Openings
 By Employment Sector**
 1998 to 2008

Employment Sector	Employment		Change 1998 - 2008		Average Annual Job Openings 1998 - 2008		
	Estimated	Projected	Absolute	Percent	Growth	Separation	Total
Self-Employed and Unpaid							
Family Workers	66,320	63,460	(2,860)	(4.3)	0	1,235	1,235
Private Households	2,890	4,010	1,120	38.8	110	35	145
Mining	6,070	3,900	(2,170)	(35.7)	0	135	135
Construction	53,110	63,310	10,200	19.2	1,020	1,335	2,355
Manufacturing	205,770	213,680	7,910	3.8	800	4,525	5,325
Transportation, Communications, and Utilities	53,350	61,190	7,840	14.7	785	1,135	1,920
Wholesale Trade	47,040	55,090	8,050	17.1	810	1,040	1,850
Retail Trade	196,990	222,460	25,470	12.9	2,555	6,465	9,020
Finance, Insurance, and Real Estate	39,650	40,930	1,280	3.2	125	900	1,025
Services ¹	444,700	512,140	67,440	15.2	6,760	9,600	16,360
Government	122,330	125,230	2,900	2.4	285	2,750	3,035
Total Non-Agriculture	1,238,220	1,365,400	127,180	10.3	13,250	29,155	42,405

¹Includes Local and State Government, Education, and Hospital Employment.

Source: Mississippi Statewide and Selected Sub-State Areas Employment and Job Openings, 1998-2008, August 2000.

101.03 Employment

Employment increased from 1,229,000 in 2003 to 1,248,100 in 2004 (annual average), a 1.6 percent increase, according to the Mississippi Department Employment Security. This figure includes all Mississippi residents who are employed, whether the employment is within Mississippi or out-of-state. The average civilian labor force, which includes all residents of the state who are working or seeking employment, was 1,330,200 in 2004. An average of 82,100 Mississippi residents was seeking employment during the year, for an average unemployment rate of 6.2 percent. The 2004 rate was near 2003's average of 6.3 percent.

Twenty-two counties reported double digit unemployment in December 2004, a decrease from 18 the prior year. Twenty-five counties exceeded the statewide rate of 5.9 for the month. Sharkey County reported the highest unemployment rate of 19.5, followed by Issaquena at 18.0, Jefferson at 17.7, Holmes at 15.4 percent, and Humphreys at 15.3 percent. Lamar County had the lowest rate at 2.5 percent, followed by

Rankin at 2.9 percent, Oktibbeha at 3.1 percent, Jones at 3.3, and Pearl River at 3.4 percent.

101.04 Income

Mississippi ranked 49th among the states in per capita income and 48th in median family income, according to the 2000 Census. In 1999, the per capita income was \$16,257, while the national average was \$21,690. The median family income was \$39,266, more than \$10,000 less than the \$49,507 for the United States. Table II-3 shows additional information on poverty for individuals and families.

101.05 Education

According to the 2000 Census, high school graduation rates in Mississippi rose to 74.3 percent in 2000, from 64.3 percent in 1990, a gain of ten points, although the state is below the national average of 81.6 percent. Approximately 18.6 percent of Mississippians over 25 years of age hold a bachelor's degree or higher, compared to 25.1 percent for the United States.

Table II-3
Persons and Families by Poverty Status
Mississippi and United States
 1999, 1989, and 1979

Area	Number of Families Below Poverty Level (in thousands)			Percent Below Poverty Level					
				Persons			Families		
	1999	1989	1979	1999	1989	1979	1999	1989	1979
United States	6,828	6,488	5,646	12.5	13.1	12.5	9.6	10.0	9.6
Mississippi	104	137	120	18.2	25.2	23.9	14.3	20.2	18.7

Source: Population Census, Bureau of the Census

Chapter 03 Health Status of Mississippi Population

102 Introduction

The State Health Plan serves as a resource in helping to improve the health status of the people of the state. One of the first steps toward achieving this objective is to establish a base line of data to determine the current health status of the people. No universally accepted definition of “health” exists. The World Health Organization defines health as ... "a state of complete physical, mental, and social well being; not merely the absence of disease or infirmity." This definition implies that everyone, including the ill or disabled, should have the opportunity to live up to his or her own potential.

In assessing of the health status of Mississippians, the State Health Plan focuses on mortality, natality, and morbidity factors. Where data are available, the Plan contrasts Mississippi data to the United States. The Plan also discusses significant variations within the state by age, race, sex, or geographic area. The Office of Health Informatics of the Mississippi Department of Health (MDH) compiles the relevant information for this chapter. In most cases, 2004 statistics are the most current available.

103 Natality Statistics

103.01 Live Births

Mississippi experienced a 1.1 percent increase in live births from the previous year. In 2004, live births numbered 42,809, compared to 41,321 registered in 2003. Of these, 55 percent (23,524) were white and 45 percent (19,285) were nonwhite. Table III-1 provides birth data for the last five years.

A physician attended 97.6 percent of all in-hospital live births delivered in 2004 (41,783). Nurse midwife deliveries accounted for 837 live births, an increase of 8.1 percent from the 774 reported in 2003. The nurse midwife deliveries were 1.8 percent (4178) for whites and 2.2 percent (420) for nonwhites.

Almost 98 percent of expectant mothers received some level of prenatal care in 2004. A little more than twelve percent (5,349) were in the second trimester before receiving care and 1.7 percent (720) were in the third trimester. These proportions have not changed significantly since the 1980's. White mothers usually receive initial prenatal care much earlier in pregnancy than do nonwhites.

More than 99 percent of the live births occurred in the 15 to 44 years age group. Births to unmarried women made up 48.3 percent (20,684) of all live births in 2004, of these, 69.9 percent (14,465) were nonwhite. Mothers under the age of 15 gave birth to 177 children; 83.6 percent

(148) were nonwhite.

Gender ratios of live births have remained unchanged for several years. In 2004, 51.0 percent (21,846) of the births were male and 49.0 percent (20,963) female. September, December and August were the peak months for births in 2004.

The birth rate in 2004 was 14.7 live births per 1,000 population; the fertility rate was 67.3 live births per 1,000 women aged 15-44 years. Table III-1 and Figures III-1 and III-2 provide information on birth and fertility rates by race for the past five years.

The MDH uses birthweight and gestational age obtained from birth certificates to monitor fetal development. Low birthweight - less than 5.5 pounds (2,500 grams) at birth, and prematurity - gestation age less than 37 weeks, are factors relating to inadequate prenatal care, poor nutrition, lack of formal education, abject socioeconomic status, smoking, alcohol or drug abuse, and age of the mother. In 2004, 21.9 percent of births were either low birthweight or premature. These indicators differ markedly by race of the mother. Low birthweight was 74.7 percent higher among nonwhite mothers: 8.7 for whites against 15.2 percent for nonwhites. The rate of births that were either low-birthweight or premature was 42.7 percent higher among nonwhite mothers (14.3 percent for whites versus 20.4 percent for nonwhites). National studies have shown that teenagers are more likely to deliver low birthweight babies, and such is the case in Mississippi. In 2004, 13.7 percent of the births to teenagers were low birthweight, and 18.2 percent were premature. The low birthweight rate for white teens was 11.0 percent compared to a rate of 15.7 percent for nonwhites, creating a difference of 42.7 percent.

A total of 497 congenital malformations were reported in 2004 for a rate of 11.6 per 1,000 live births. Other musculoskeletal/integumental anomalies was the category most frequently reported at 24.5 cases per 10,000 live births, followed by polydactyly/syndactyl/adactylia at 18.5, and malformations of the heart at 10.3. Since 1980, malformation of the musculoskeletal system remains at, or near, the top of the anomalies reported at birth in Mississippi. The rates were 19.6 cases per 10,000 live births for whites and 30.6 for nonwhites, a difference of 56.1 percent. It should be noted that congenital anomalies are not well reported in the birth certificate. Many of these are not detected for months or even years after birth. The birth defect registry, currently being implemented, will provide a much more accurate assessment of the incidence of congenital anomalies.

Table III-1
Live Births, Birth Rates, and Fertility Rates
 1999-2003

	1999	2000	2001	2002	2003
Live Births	42,678	44,075	42,277	41,511	42,321
Percent Change	(0.6)	3.3	(4.1)	(1.8)	2.0
White	22,652	23,540	22,798	22,620	23,118
Non-White	20,026	20,535	19,479	18,891	19,203
Birth Rates¹	15.4	15.5	14.9	14.5	14.7
White	13.1	13.5	13.1	12.8	13.1
Non-White	19.3	18.7	17.7	17.0	17.2
Fertility Rates²	67.9	69.4	66.6	65.7	67.8
White	62.3	65.0	63.0	63.0	65.4
Non-White	75.5	75.2	71.4	69.2	70.9

¹ Live Births per 1,000 total population

² Live Births per 1,000 females, 15 to 44 years old

Source: *Vital Statistics Mississippi, 2003*, Mississippi Department of Health, Office of Health Informatics

Figure III-1
Birth Rates, Mississippi 1999 to 2003
 (Live Births per 1,000 Population)

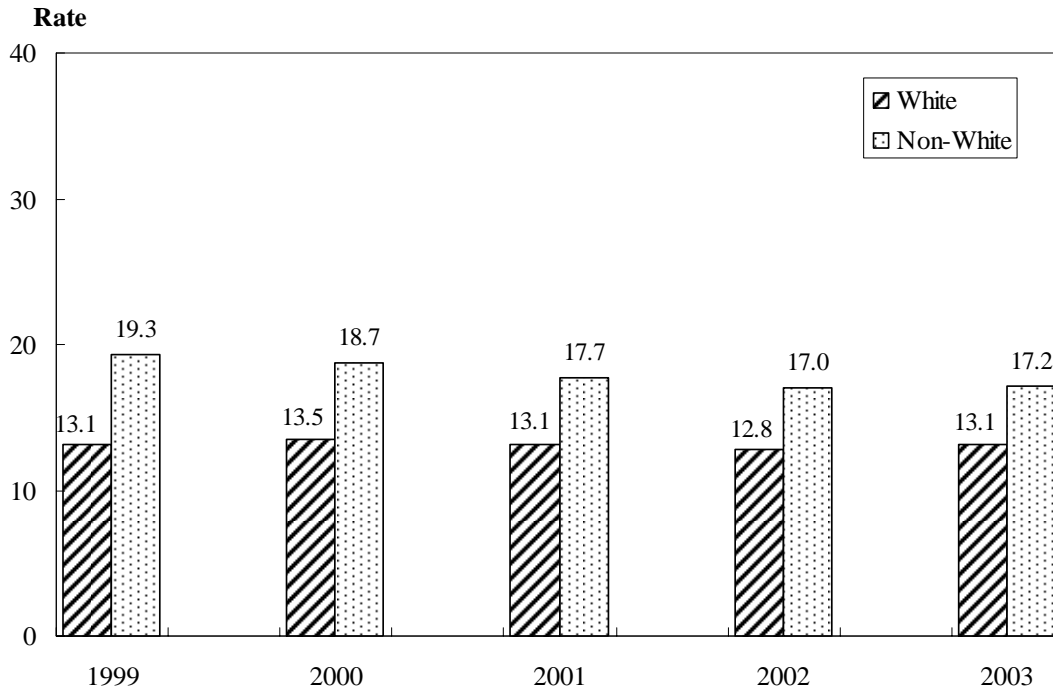
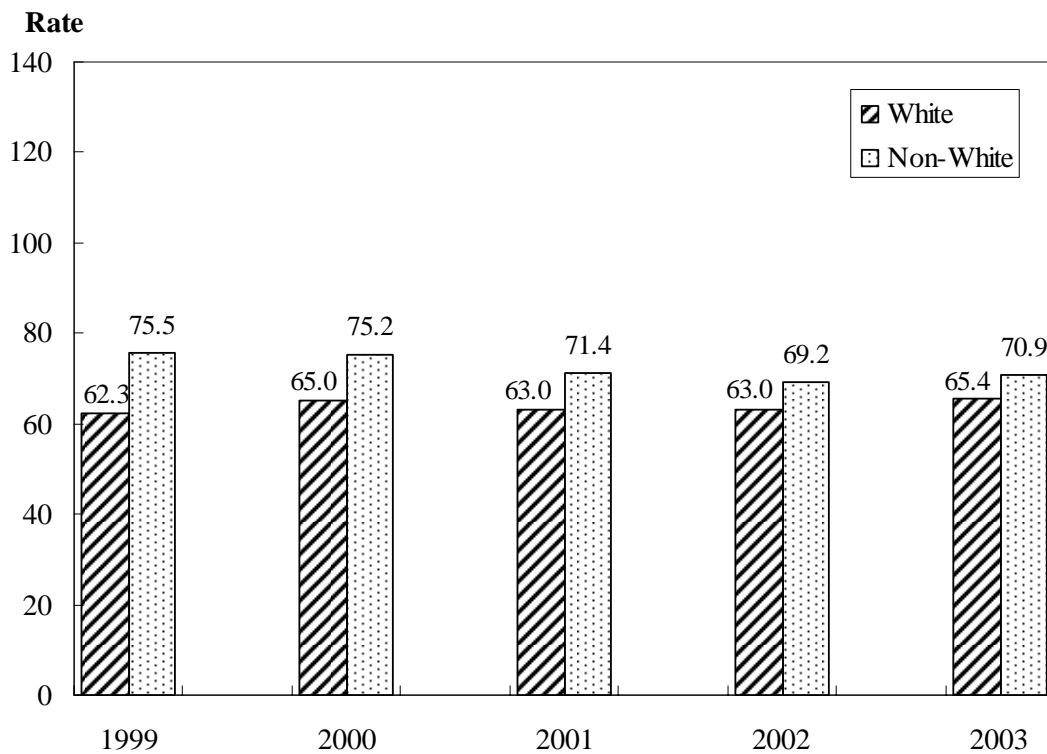


Figure III-2
Fertility Rates, Mississippi 1999 to 2003
 (Live Births per 1,000 Population)



103.02 Babies Born to Mothers-At-Risk

Seventy-four percent of the live births in 2004 were associated with "at risk" mothers (31,673 of the 42,809 total births, according to the Mississippi Department of Health. The top ten counties for percentage of those born to mothers-at-risk are: Jefferson, Claiborne, Sunflower, Sharkey, Humphreys, Coahoma, Quitman, Holmes, Leflore and Tunica. "At risk" factors include mothers:

- who are under 17 years of age or above 35 years of age;
- who are unmarried;
- who completed fewer than eight years of school;
- who had fewer than five prenatal visits;
- who began prenatal care in the third trimester;
- who have had previous terminations of pregnancy; and/or
- who have a short inter-pregnancy interval (prior delivery within 11 months of conception for the current pregnancy).

Mississippi experiences the highest percentages of births to teenagers in the nation, at 15.3 percent of all live births (a total of 6,554 children in 2004, a decrease from the 6,769 reported in 2003 (16.0 percent) of live births.

104 Mortality Statistics

104.01 Fetal Deaths

In 2004, Mississippi reported 419 fetal deaths, an increase from 417 reported in 2003, and from the 374 reported in 2002. The fetal death rate for nonwhites has been more than double that of whites for the past several years and in 2003 it continued, with 14.3 per 1,000 live births for nonwhite compared to 6.1 for whites.

Mothers age 40-44 had the highest fetal death ratio at 24.8 per 1,000 live births, followed by mothers aged 15-19, with a rate of 15.3. Next were mothers aged 20-24, having a rate of 9.4 The MDH requires the reporting of fetal deaths with gestation of 20 or more weeks or fetal weight of 350 grams or more.

104.02 Maternal Deaths

Maternal mortality refers to death resulting from complications of pregnancy, childbirth, or the puerperium within 42 days of delivery. Eleven such deaths were reported during 2004, an increase from seven

reported in 2003. Some health care professionals believe that maternal deaths are under-reported.

104.03 Infant Deaths

Mississippi experienced 417 deaths of infants (children less than one year of age (during 2004, with 273 of those (65.5 percent) to non-white infants. The total included 256 neonatal deaths (within the first 27 days) and 202 post-neonatal deaths (28 days to less than one year).

Disorders relating to short gestation and unspecified low birth weight (79); congenital malformation, deformity, and chromosomal abnormalities (72);sudden infant death syndrome (71); bacterial sepsis of newborn (12); and pulmonary hemorrhage originating in the perinatal period (12) constituted the five leading causes of infant deaths, 59.0 percent of all infant deaths, in Mississippi during 2003. Table III-2 presents the number of infant deaths and death rates for selected causes by race.

Approximately 63 percent of the neonatal deaths were from disorders relating to short gestation and unspecified low birthweight (79), congenital anomalies (46), and bacterial sepsis of newborn (18), sudden infant death syndrome (12), and pulmonary hemorrhage originating in the perinatal period (12). Fifty-nine percent of the post-neonatal deaths were related to sudden infant death syndrome (59), congenital anomalies (26), and accidents (10).

104.04 Infant Mortality Rate

Overall, the infant mortality rate in Mississippi has declined since 1980, although there have been variations from year to year. Figure III-3A shows the year 2004 mortality rate for nonwhite infants more than twice that for white infants (14.2 deaths per 1,000 live births to 6.1 for whites. This difference is comparable to national figures. Many researchers believe that inadequate prenatal care among nonwhite mothers accounts for much of the disparity, as deficient care often results in low birthweight.

Figures 3B and 3C show the trend of neonatal mortality and post-neonatal mortality for the past five years. In 2004 nonwhite infants had a neonatal mortality rate of 9.0 deaths per 1,000 live births, and white infants had a rate of 3.5 deaths per 1,000 live births. The post-neonatal mortality rate was 5.1 for nonwhite infants and 2.6 for white infants.

In the five-year period 2000 to 2004, 37 counties in Mississippi had five-year average infant mortality rates above the five-year state average of 10.4 per 1,000 live births. None of the ten counties with the highest average infant mortality rates for the last five years had lower rates of live births to mothers-at-risk than did the state at large. Tallahatchie

County reported the highest percentage (25.1) of live births to teenagers and Issaquena County reported the highest percentage (28.6) of low birthweight infants. Table III-3 lists the ten counties with the highest average infant mortality rates for this period and which accounted for 7.5 percent of the state's total live births in 2004. Table III-4 presents 2004 data for these counties contrasted with the state.

Table III-2
Deaths and Rates for Infants Under One Year
Selected Causes by Race
 2003

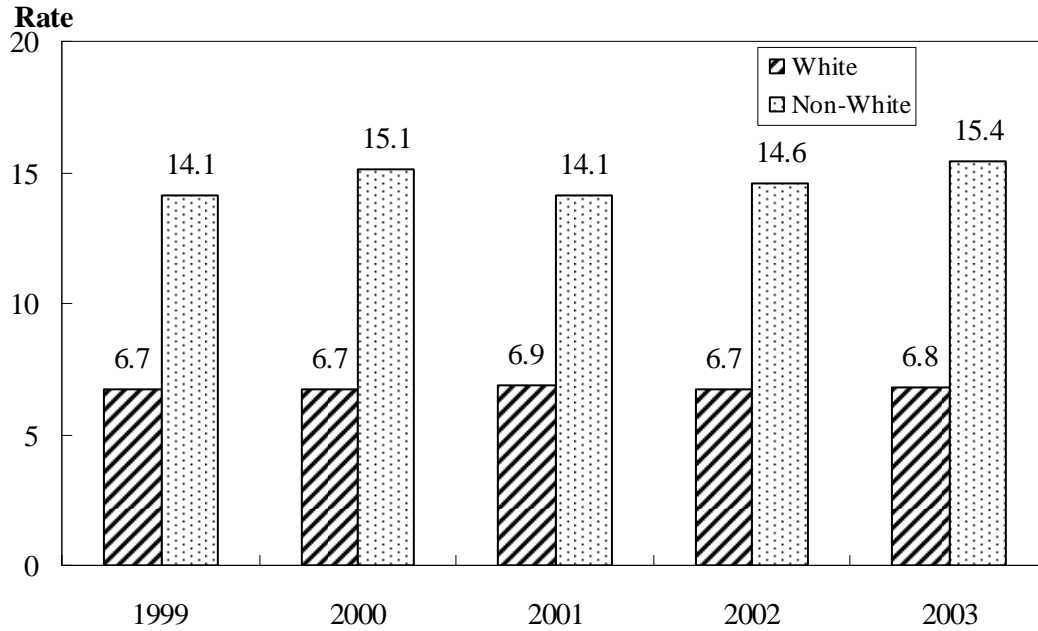
Area	Number			Rate ¹		
	Total	White	Non-White	Total	White	Non-White
All Causes	453	158	295	10.7	6.8	15.4
Sudden Infant Death Syndrome	95	34	61	2.2	1.5	3.2
Disorders relating to Short Gestation and Low Birthweight	84	20	64	2.0	0.9	3.3
Congenital Anomalies	64	30	34	1.5	1.3	1.8
Bacterial Sepsis	20	7	13	0.5	0.3	0.7
Accidents	16	7	9	0.4	0.3	0.5
Respiratory Distress Syndrome	14	5	9	0.3	0.2	0.5
Diseases of Circulatory System	13	2	11	0.3	0.1	0.6
Maternal Complications of Pregnancy	12	7	5	0.3	0.3	0.3
Septicemia	11	0	11	0.3	0.0	0.6
Intrauterine Hypoxia and Birth Asphyxia	10	4	6	0.2	0.2	0.3
Neonatal Necrotizing Enterocolitis	8	2	6	0.2	0.1	0.3
Influenza and Pneumonia	7	4	3	0.2	0.2	0.2
Complications of Placenta, Cord, and Membranes	6	3	3	0.1	0.1	0.2
Pulmonary Hemorrhage originating in Perinatal Period	5	0	5	0.1	0.0	0.3
Neonatal Hemorrhage	5	2	3	0.1	0.1	0.2
Meningitis	4	1	3	0.1	0.0	0.2
Gastritis, Duodenitis, and Non-Infective Enteritis and Colitis	4	1	3	0.1	0.0	0.2
Assault (homicide)	4	2	2	0.1	0.1	0.1
Congenital Pneumonia	3	0	3	0.1	0.0	0.2
Renal and Other Disorders of Kidney	3	0	3	0.1	0.0	0.2
All Other Causes	65	27	38	1.5	1.2	2.0

¹Rate per 1,000 live births

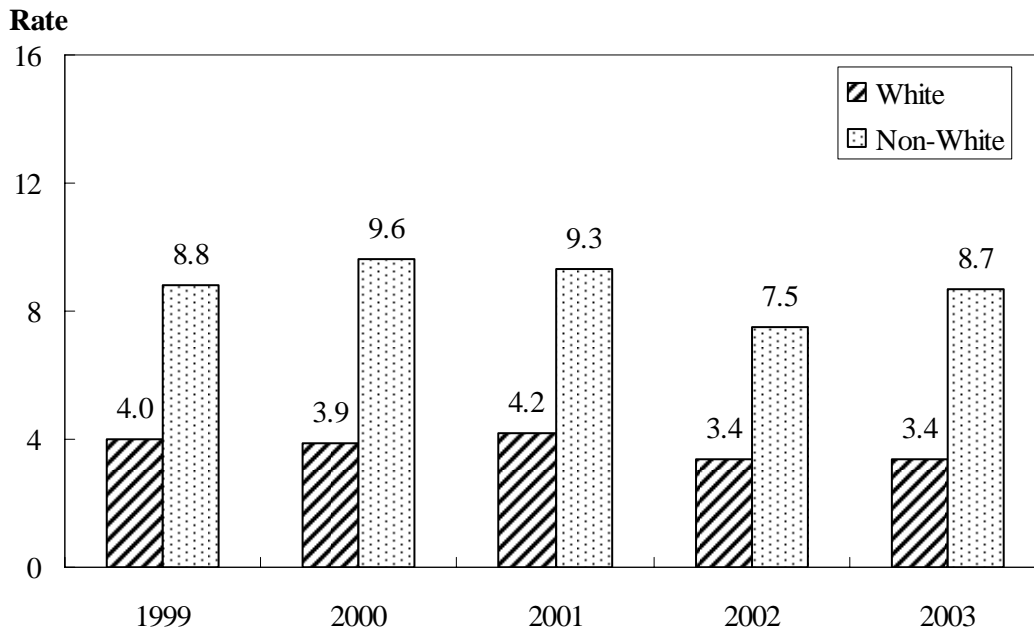
Source: *Vital Statistics Mississippi, 2003*, Mississippi Department of Health, Office of Health Informatics

Figure III-3
Mortality Rates Among White and Nonwhite Infants,
 Mississippi 1999 to 2003

3A
Infant Mortality



3B
Neonatal Mortality



3C
Postneonatal Mortality

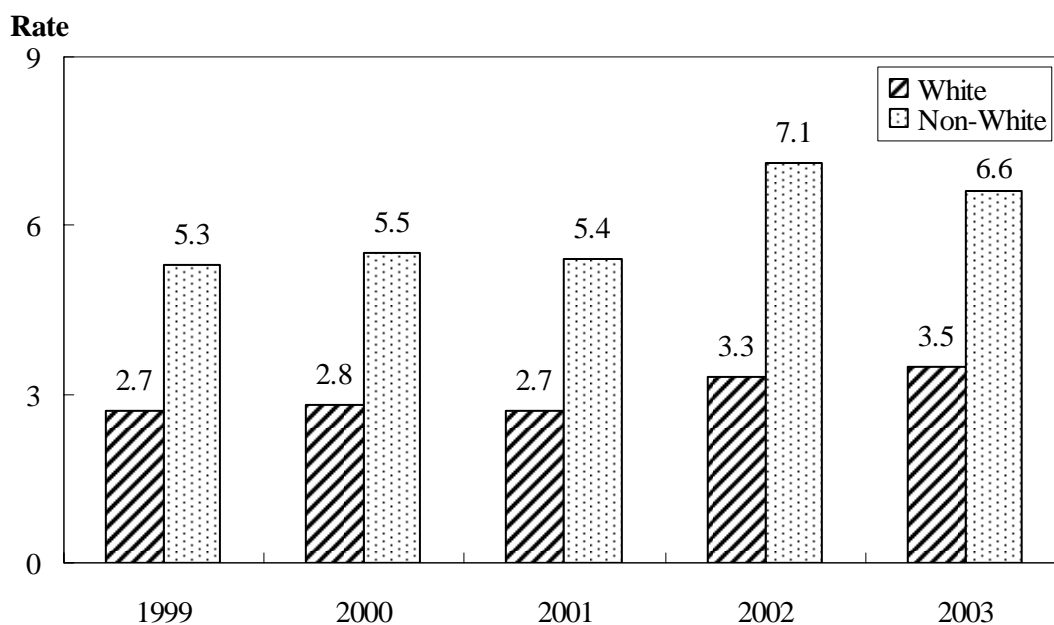


Table III-3
**Mississippi Counties
Experiencing the Highest Infant Mortality Rate
1999 to 2003 (5-Year Average)**

State/County	Rate ¹		
	Total	White	Non-White
Mississippi	10.5	6.8	14.8
Tunica	20.5	13.7	21.8
Coahoma	17.7	6.6	19.8
Noxubee	17.6	4.1	21.6
Copiah	17.3	8.0	23.8
Sunflower	17.2	8.2	19.3
Kemper	16.2	5.2	20.7
Leflore	16.2	6.4	18.8
Clay	15.6	9.6	18.4
Scott	15.6	13.5	18.2
Humphreys	15.5	0.0	18.4

¹Rate per 1,000 births

Source: *Vital Statistics Mississippi, 2003*, Mississippi Department of Health, Office of Health Informatics

Table III-4
**Selected Data for Counties in Mississippi Having
 The Highest 5-Year Infant Mortality Rates**
 2003

State/County	Births to Mothers at Risk		Births to Teenagers		Low Birthweight Births	
	Number	Rate ¹	Number	Rate ¹	Number	Rate ¹
Mississippi	30,760	726.8	6,769	159.9	4,858	111.9
Clay	230	807.0	51	178.9	32	112.3
Coahoma	460	861.4	129	241.6	67	125.5
Copiah	341	793.0	77	179.1	72	167.4
Humphreys	181	909.5	48	241.2	28	140.7
Kemper	101	759.4	18	135.3	15	112.8
Leflore	553	900.7	148	241.0	83	135.2
Noxubee	160	816.3	36	183.7	35	178.6
Scott	370	783.9	89	188.6	64	135.6
Sunflower	406	871.2	121	259.7	63	135.2
Tunica	172	864.3	43	216.1	28	140.7
Total	2,974	843.0	760	221.1	487	138.0

¹Rate per 1,000 live births in the specified area

Source: *Vital Statistics Mississippi, 2003*, Mississippi Department of Health, Office of Health Informatics

104.05 Deaths and Death Rates

There were 27,748 deaths reported in 2004, for a death rate of 9.6 per 1,000 population. The largest proportion of deaths occurred among whites aged 65 and older, at 48.9 percent (13,579) of the total. Non-whites in the same age group accounted for 18.3 percent (5,068).

The ratio of deaths for white males to white females in the age group 15-44 was 2.2 to one with 862 males versus 387 females. The ratio of nonwhite males to nonwhite females in the same category was 1.6 to one with 686 males and 432 females. The overall death rate of females to males was one to 1.03. The following section discusses the cause of death for specific age groups.

Age-adjusted death rates allow comparisons between populations of differing age distributions. For the purpose of the State Health Plan, the age-adjusted death rate is based on the United States population in 2000. Table III-5 shows the Mississippi age-adjusted death rates for 2004. The total age-adjusted rate was 10.5 per 1,000 population: 9.4 per 1,000

whites and 11.0 per 1,000 non-whites.

Table III-5
Age-Adjusted Death Rates¹
by Age and Race in Mississippi
 2003

Age Group	Number			Rate ¹		
	Total	White	Non-White	Total	White	Non-White
Total Deaths	28,333	19,013	9,320			
Crude Rates				9.8	10.8	8.3
Age Adjusted Rates				10.5	9.7	11.7
Age Specific Deaths and Death Rates						
Under 1	453	158	295	10.4	7.1	14.0
1-4	88	38	50	0.5	0.4	0.6
5-9	44	22	22	0.2	0.2	0.2
10-14	65	35	30	0.3	0.3	0.3
15-24	479	260	219	1.1	1.1	1.0
25-34	655	302	353	1.7	1.3	2.3
35-44	1,260	677	583	3.1	2.6	3.8
45-54	2,400	1,276	1,124	6.2	5.1	8.2
55-64	3,504	2,236	1,268	12.9	11.2	17.3
65-74	5,184	3,535	1,649	27.8	24.4	34.8
75+	14,196	10,472	3,724	87.1	86.8	88.1
Unknown	5	2	3	***	***	***

¹ Deaths per 1,000 population in the specified group

Source: *Vital Statistics Mississippi, 2003*, Mississippi Department of Health, Office of Health Informatics

104.06 Leading Causes of Death and Death Rates

Ten leading causes resulted in 79.1 percent of all deaths in Mississippi during 2004. Heart disease was the leading cause of death in both Mississippi and the United States. Data on the leading causes of death is presented in Table III-6. Cardiovascular disease (CVD), principally heart disease and stroke, is the leading cause of death in Mississippi and accounted for 29.7 percent of all deaths. One in 4.1 CVD deaths occurred in Mississippians under 65 years of age. Whites have higher CVD death rates than African Americans, and men have higher rates than women.

The mortality rate for malignant neoplasms was 227.7 per 100,000 for whites and 170.1 for non-whites. Cancer of the respiratory and intra-thoracic organs was the most common cause of cancer deaths among both white and non-white males, followed by cancer of the digestive

organs and peritoneum. Among females, cancer mortality varied according to race. In white females, death from cancer of the respiratory and intra-thoracic organs ranked first, followed by cancer of the digestive organs and peritoneum and then breast cancer. In non-white females, cancer of the digestive organs and peritoneum ranked first, followed by cancer of the respiratory and intra-thoracic organs and then breast cancer.

The ratio of homicides for nonwhites to whites was 3.6 to 1. Whites were 1.3 times more likely to die from malignant neoplasms than nonwhites and 3.7 times more likely to die from emphysema and other chronic obstructive pulmonary diseases than were non-whites. The death rate for the ten leading causes was more than 35.9 percent higher in the white population than the non-white population (8.7 and 6.4 per 1,000, respectively).

Table III-6
**Number of Deaths, Death Rates, Percent of Total Deaths, and
 Relative Risk for the Ten Leading Causes of Death
 2003**

Cause of Death	Number	Death Rate¹	% of Total Deaths	Relative Risk²
All Causes	28,333	983.3	100.0	1.0
Heart Disease	8,662	300.6	30.6	0.7
Malignant Neoplasm	5,924	205.6	20.9	0.8
Cerebrovascular Disease	1,723	59.8	6.1	0.9
Accident	1,647	57.2	5.8	0.7
Emphysema & Other Respiratory Disease	1,385	48.1	4.9	0.3
Pneumonia & Influenza	754	26.2	2.7	0.6
Nephritis, Nephrotic Syndrome & Nephrosis	675	23.4	2.4	1.4
Diabetes Mellitus	671	23.3	2.4	1.4
Alzheimer's Disease	575	20.0	2.0	0.4
Septicemia	537	18.6	1.9	1.1
All Other Causes	5,780	200.6	20.4	1.0

¹ Per 100,000 Population

² Rate for nonwhites/rate for whites (i.e. nonwhites vs whites)

Source: *Vital Statistics Mississippi, 2003*, Mississippi Department of Health, Office of Health Informatics

Table III-7
**Five Leading Causes of Death by Age Group
 And Percent of Deaths by Age Group
 2003**

Age Group	Cause of Death	Number	Percent	Rate ¹
1 - 4	All Causes	88	100.0	0.5
	1. Accident	38	43.2	22.7
	2. Congenital Anomaly	11	12.5	6.6
	3. Homicide	8	9.1	4.8
	4. Malignant Neoplasm	5	5.7	3.0
	5. Septicemia	3	3.4	1.8
5 - 14	All Causes	109	100.0	0.2
	1. Accident	50	45.9	11.8
	2. Malignant Neoplasm	16	14.7	3.8
	3. Congenital Anomaly	5	4.6	1.2
	3. Heart Disease	5	4.6	1.2
15 - 24	All Causes	479	100.0	1.1
	1. Accident	248	51.8	55.0
	2. Homicide	67	14.0	14.9
	3. Suicide	40	8.4	8.9
	4. Heart Disease	22	4.6	4.9
25 - 44	All Causes	1,915	100.0	2.4
	1. Accident	469	24.5	59.5
	2. Heart Disease	314	16.4	39.8
	3. Malignant Neoplasm	268	14.0	34.0
	4. Suicide	130	6.8	16.5
45 - 64	All Causes	5,904	100.0	9.0
	1. Malignant Neoplasm	1,782	30.2	270.2
	2. Heart Disease	1,599	27.1	242.4
	3. Accident	396	6.7	60.0
	4. Cerebrovascular Disease	297	5.0	45.0
65 & Over	All Causes	19,380	100.0	55.5
	1. Heart Disease	6,709	34.6	1,920.1
	2. Malignant Neoplasm	3,835	19.8	1,097.6
	3. Cerebrovascular Disease	1,358	7.0	388.6
	4. Emphysema & Other Respiratory Disease	1,179	6.1	337.4
	5. Pneumonia & Influenza	651	3.4	186.3

¹Deaths From All Causes per 1,000 Population: From Specific Causes per 100,000 Population

Source: *Vital Statistics Mississippi, 2003*, Mississippi Department of Health, Office of Health Informatics

Table III-7 shows the five leading causes of death by age groups. Accidents were the leading cause of death for individuals less than 45 years of age; while malignant neoplasms led for individuals aged 45-64, followed by heart disease, which was also the leading cause of death for

individuals aged 65 and older, followed by malignant neoplasms. National death rates from heart disease vary substantially by race and sex, with higher rates among men.

In the 15-24 year age group, 74.0 percent of all deaths were from external causes: accidents, homicide, and suicide. Motor vehicle accidents were associated with 53.7 percent of all deaths from accidents and were the primary cause of accidental death among all age groups, except those under age one. The mortality rate for motor vehicle accidents was highest among the nonwhite male population.

105 Morbidity Statistics

The term morbidity is loosely interchangeable with the terms sickness, illness, and disease (including injury and disability). Morbidity statistics (prevalence and incidence), therefore, measure the amount of non-fatal illness or disease in the population. Incidence measures how rapidly new cases of a disease are developing, whereas prevalence measures the total number of cases, both new and long-standing, in the population. Accurate, reliable morbidity data are more difficult and costly to collect, compared to mortality data. Incidence data are available only for cancer. Prevalence data are collected for a limited number of diseases and risk factors through the Behavioral Risk Factor Surveillance System (BRFSS) survey and the Youth Risk Behavior Survey (YRBS). Hospital visit data in a limited geographic area are now being collected for asthma.

105.01 Cardiovascular Disease

Cardiovascular disease (CVD) includes coronary heart disease, stroke, complications of hypertension, and diseases of the arterial blood vessels. In addition to causing almost half of all deaths in Mississippi, CVD is the major cause of premature, permanent disability among working adults. Stroke alone disables almost 2,000 Mississippians each year. Overall, approximately nine percent of Mississippi adults (194,000 people) report having some kind of CVD, such as coronary heart disease, angina, previous heart attack, or stroke (BRFSS, 2003).

Several modifiable risk factors contribute significantly to CVD: smoking, high blood pressure, high blood cholesterol levels, diabetes, sedentary lifestyle, and being overweight or obese. Seven-eighths of adult Mississippians have at least one of six risk factors, and three-fifths of the population has at least two risk factors.

Smoking is the single most important modifiable risk factor for CVD. Approximately one-fourth (24.4 percent) of adult Mississippians are current smokers (BRFSS, 2004). This figure has stayed virtually constant since 1990, though it has increased slightly in recent years. Measures of tobacco use among Mississippi high school students are comparable to national figures: 66 percent have smoked cigarettes, compared to 58 percent nationally; 25 percent have smoked cigarettes

during the past month, compared to 22 percent nationally; and 12 percent have smoked cigarettes on 20 or more of the past 30 days, compared to 10 percent nationally (YRBS, 2003).

The percentage of adult Mississippians reporting a high blood cholesterol level has changed little since 1990 and currently stands at about 35 percent (BRFSS, 2003). About one-third of adult Mississippians have not had their blood cholesterol level checked within the past five years (BRFSS, 2003).

Mississippi has one of the highest rates of self-reported lack of regular exercise among U.S. adults. In 2003, 60 percent of adult Mississippians did not meet recommended guidelines for moderate physical activity; 80 percent did not meet recommended guidelines for vigorous physical activity; and 30 percent did not participate in any physical activity during the past month. Among Mississippi students, all measures of physical activity are worse (higher) than the national average: 68 percent of Mississippi high school students (87,000 out of 128,000 students) were not enrolled in a physical education class, compared to 44 percent nationally; 77 percent did not attend a physical education class daily, compared to 72 percent nationally; and 47 percent did not participate in vigorous physical activity in the week prior to the survey, compared to 37 percent nationally (YRBS, 2003).

105.02 Obesity

Mississippi has had the highest rates of adult overweight and obesity in the nation for many years, and the rates have climbed steadily since 1990. No indication exists that these upward trends will level off any time soon. Overweight is defined as a body mass index (BMI) of 25 to 29.9, and obese is defined as a BMI of 30 or above. In 2004, 35 percent of adult Mississippians were overweight and 28 percent were obese (BRFSS, 2004).

Among public high school youth, the problem is similar. The frequency of overweight students in Mississippi is higher than the national average: 16 percent of Mississippi students are overweight, compared to 12 percent nationally. An additional 16 percent of Mississippi students are at risk of becoming overweight, compared to 15 percent nationally (YRBS, 2003). Mississippi ranks number two (second highest) in the nation for rates of overweight in high school students (YRBS, 2003). Overweight and obesity have become one of the state's most important and pressing public health problems, and the high and increasing rate of diabetes in the state is largely a consequence of the increasing rate of obesity.

105.03 Hypertension

Hypertension (high blood pressure) is a major risk factor for coronary

heart disease (CHD) and heart failure, and it is the single most important risk factor for stroke. The high (and rising) prevalence is very likely an important reason for the high CHD and stroke mortality rates in the state. Mississippi is one of 11 states in the southeast region of the U.S. known as the (Stroke Belt(; this region has for at least 50 years had higher stroke death rates than other U.S. regions.

In 2003, 33 percent of adult Mississippians had hypertension (BRFSS, 2003). This also is an important and serious public health problem in Mississippi (not only because of the high frequency of this condition in the population, but also because of the many problems related to treatment and control. Studies elsewhere have shown that many patients with hypertension are not receiving treatment, for various reasons, and that many of those who are being treated are not getting their blood pressures adequately controlled.

105.04 Diabetes

The 2004 prevalence of diabetes in Mississippi was 9.5 percent; the state's prevalence ranked third in the nation in 2004 (most recent national comparisons available), with a rate about 37 percent higher than the national average of 7 percent. Diabetes is the primary cause of macrovascular disease, stroke, adult blindness, end-stage renal disease, and non-traumatic lower extremity amputations. Diabetes is also an important risk factor for coronary heart disease, stroke, and various complications of pregnancy.

105.05 Asthma

Asthma is the sixth-ranking chronic condition in the nation and one of the most common chronic diseases in children. It is the number one cause of school absences caused by a chronic condition. Mississippi currently has no tracking systems in place for documenting actual asthma cases; the best estimates at this time are extrapolated from national estimates. In 2004, 12 percent of adult Mississippians had a history of asthma; of these, seven percent still had asthma.

Recently the MDH began collecting hospital visit data for asthma in the three-county Jackson metropolitan area (Hinds, Madison, and Rankin counties); statewide data are not yet collected. These data show marked white/nonwhite disparities at all ages. The overall (prevalence(rate of unduplicated hospital visits for asthma in 2003 was 961 per 100,000 (crude) and 943 per 100,000 (age-adjusted). Nonwhite females had the highest age-adjusted rate, 2.7 times that of white females. Nonwhite males had an age-adjusted rate 3.7 times that of white males.

105.06 Cancer

Each year, more than 15,000 Mississippians are diagnosed with cancer.

In order of frequency, the top five sites of cancer diagnosis for 2003 were lung, breast, prostate, colorectal, and bladder. Cancer caused 5,964 deaths to Mississippians during 2004. Lung cancer is the most common cause of cancer death; much of this cancer is due to cigarette smoking.

106 Communicable Diseases

106.01 Tuberculosis

Mississippi has historically exceeded the national new case rate of tuberculosis each year. The state had 119 new cases in 2004, with a new case rate of 4.2 per 100,000 population. Approximately 85 percent of the new cases were pulmonary tuberculosis. Tuberculosis was diagnosed two times as frequently in males as females. Of the 119 reported cases, 82 (68.9 percent) were non-white, 37 (31.1 percent) were white.

106.02 Other Communicable Diseases

Table III-8 lists the reported cases of selected communicable diseases for 2002-2004. **Sexually transmitted diseases** remain a public health problem in Mississippi, although syphilis rates have decreased in recent years. A total of 57 cases of early syphilis were reported in 2004, a slight increase from the 40 cases reported in 2003. Mississippi's case rate has historically been several times higher than the national rate, but remains below the national rate for the fourth year. During 2004, Mississippi demonstrated a prevalence of 1.98 new cases of early syphilis per 100,000 population compared to 2.5 cases nationally. The state had 7,162 cases of gonorrhea reported in 2004. The 18,863 Chlamydia infections shown on Table III-8 are the results of an expansion of testing statewide in 2004.

1. **Acquired Immunodeficiency Syndrome (AIDS)** received designation as a legally reportable disease in July 1983. By 1990, AIDS had become the tenth leading cause of death in the United States. Individuals engaging in certain risky behaviors have greater risk of contracting the Human Immune-deficiency Virus HIV - the virus that causes AIDS. These behaviors include sharing needles and/or syringes, having unprotected sex (anal, oral, or vaginal), having multiple sex partners, having a history of sexually transmitted diseases, abusing intravenous drugs, and having sex with a person engaged in one of these risky behaviors. There were 607 new cases of HIV Disease (HIV infections with or without AIDS and AIDS) reported in 2004.
2. **Hepatitis A** is caused by a virus primarily transmitted between individuals through fecal or oral contact or through oral contact with items contaminated by infected human fecal waste. Potential contributing factors include poor personal hygiene, poor sanitation, overcrowding, and fecal contamination of food and water.

Another form of hepatitis, Hepatitis B, is transmitted by percutaneous or permacosal exposure to infected blood or blood products, sexual intimacy, and inutero maternal-infant contact. The Hepatitis C virus is transmitted through percutaneous or permacosal exposure to infected blood, e.g. shared needles. There were 20 reports of Hepatitis A, 107 reports of Hepatitis B, and 33 reports of Hepatitis C in Mississippi during 2004.

3. **Meningitis** is an inflammation, usually due to infection of the piarachnoid and the fluid it contains. Infecting agents include viruses, bacteria, fungi, or parasites. The disease involves both the brain and the spinal cord; and in bacterial meningitis, the outcome is potentially fatal. Meningitis is more common in the first year of life. Infants less than one year old have an incidence rate 6.5 times higher than children one to four years old and 38 times higher than children five to nine years old.
4. **Viral Meningitis**, as the name suggests, is caused by a virus. It is usually self-limiting and seldom fatal. The incidence of meningitis usually peaks in the late summer and fall. Cases of meningitis increased from 81 in 2003 to 93 in 2004.
5. **Salmonellosis** is an infection caused by the ingestion of organisms from the Salmonella species. Symptoms of the disease are severe diarrhea, cramps, and fever. The MSDH received 904 reports of salmonellosis cases in 2004, a 13.1 percent decrease from the 1,041 cases reported in 2003.
6. **Shigellosis** has symptoms and modes of transmission similar to salmonellosis. The infection increased dramatically from a low of 63 reported cases in 1998 to 347 cases in 2002; then declined to 54 new cases in 2004.

Table III-8
Reported Cases of Selected Communicable Diseases
 2002 - 2004

Diseases	2002	2003	2004
<u>Sexually Transmitted Diseases</u>			
Primary and Secondary Syphilis	48	40	57
Other Syphilis	152	393	128
Chlamydia	11,816	12,193	18,863
Gonococcal Infections	6,860	6,328	7,162
HIV Disease	491	452	607
<u>Viral Hepatitis</u>			
Type A	62	47	20
Type B	95	110	107
Type C (Non-A, Non-B)	91	50	33
<u>Enteric Diseases</u>			
Salmonellosis	1,180	1,041	904
Shigellosis	347	174	54
Campylobacter Disease	108	109	113
<u>Central Nervous System Diseases and Other Invasive Diseases</u>			
Viral Meningitis	49	81	93
Invasive Meningococcal Infections	20	24	19
Invasive H. Influenza Meningitis	3	4	0
<u>Other Diseases</u>			
Rocky Mountain Spotted Fever	11	10	3
Animal Rabies (bats only)	4	4	11

Source: *Mississippi Provisional Morbidity Report, June 2004*, Mississippi Department of Health

107 Occupational Injuries and Illnesses

The Mississippi Worker's Compensation Commission produces an annual report on work place injuries and illnesses using information compiled from accident report forms that employers must submit to the Commission. The report shows that work-related injuries and illnesses place significant demands on industry. Such information helps industry to focus on safe work practices and injury prevention through the implementation of safety programs.

Statistical highlights of the Commission's 2004 Annual Report of Occupational Injuries and Illnesses (most recent available) are as follows:

- During 2004, 73 employees suffered fatalities.
- Employees sustained 13,197 work-related injuries or illnesses that resulted in absence from work for six or more work days during 2004.
- Injuries to females were reported less frequently than males, with 5,178 claims (39.2 percent).
- Strains remained the most common type of injury, with 4,283 claims (32.5 percent).
- Pain in the lower back (the part of the body most often affected) resulted in 1,907 claims (14.5 percent).
- Hinds County had the highest number of reported occurrences with 1,741 claims (13.2 percent).
- Injuries or illness associated with lifting accounted for 2,030 claims (15.4 percent).
- Major injuries or illnesses occurred on Monday more than any other day of the week with 2,571 claims (19.0 percent). August reports exceeded other months with 1,256 claims (9.5 percent), followed by October with 1,225 claims (9.3 percent) and March with 1,222 (9.3 percent).
- Controversial claims totaled 5,285 or 40.0 percent of claims filed.
- Insurance carriers and self-insurers paid a total of \$282,226,778 in 2004: \$149,198,396 by insurance companies and \$133,028,382 by self-insurers.

The top five industries reporting work-related injuries and illnesses during 2004 were:

Table III-9
Industries Reporting Work-Related Injuries
 2003

Industry	Number of Job-Related Injuries/Illnesses	Percentage of Total
Services	2,859	21.3
Manufacturing	2,672	19.9
Retail Trade	1,614	12.0
Construction	1,079	8.0
Transportation, Utilities	970	7.2

108 Expectation of Life at Birth

Statistics show that the average life expectancy of a Mississippi baby born between 1989 and 1991 is 73.1 years. Life expectancy increased by 0.6 years during the previous decade. Racial differences in life expectancy have decreased, but differences in the life expectancy of the sexes have widened each decade.

White females have the longest life expectancy, while non-white males have the shortest. A white female can expect to live about 21 percent longer than a non-white male, a difference of more than eight years. If these rates prevail throughout their lifetimes, almost 95 percent of white females will reach age 50, compared to only 81 percent of non-white males.

109 Natural Increase

Natural increase (the excess of births over deaths) added an estimated 13,988 persons to Mississippi's population during 2003. The rate of natural increase for the year was 4.9 persons per 1,000 estimated population. Natural increase has declined since 1980, when the rate was 9.6 persons per 1,000 estimated population, although this decline has fluctuated at times. In 2003 the rate of natural increase in the state was 2.3 persons per 1,000 estimated white population and 9.3 persons per 1,000 estimated non-white population.

110 Minority Health Status

Compared to all other ethnic groups, the American Medical News reports that African Americans experience higher rates of illness and death from virtually every health condition—from asthma to diabetes to cancer. African Americans in Mississippi face substantially higher rates of teen pregnancy, births to unmarried mothers, infant mortality, and other health status indicators than do white Mississippians. Some disparities which impact health care include economic and geographic factors.

Mississippi ranked 50th among the states in median family income at \$39,520 in

2001 inflation-adjusted dollars. Sixteen percent of Mississippi families live below the poverty level, compared to 9.2 percent for the United States. Poverty dictates a standard of living that diverts all income to the essential needs of food, clothing, and shelter; therefore, it is difficult for the impoverished to afford good quality health care.

Officials estimate that 22 percent of Mississippians have no health insurance. Across all ethnic groups, lack of insurance results in weak connections to health care services. Uninsured persons, in fair or poor health, visit physicians less often than their insured counterparts; they are less likely to receive care needed to manage chronic conditions such as diabetes or high blood pressure. Uninsured children and adults are less likely to receive preventive health services or care for acute conditions.

The frequently cited explanation for the disparity in health care for African Americans is “lack of access to quality health care”. The Henry J. Kaiser Family Foundation commissioned a synthesis of the literature on Racial and Ethnic Differences in Access to Medical Care in 1999. For most uninsured persons, low incomes and unemployment make insurance coverage unaffordable without substantial financial assistance. Overall, 57 percent of the uninsured are poor or near poor, with family incomes below 200 percent of the poverty level.

Rural areas, particularly those with a high concentration of poor blacks, often have very few medical resources. This fact further limits access to primary health care. As of July 2005, 65 counties or portions of counties in Mississippi were designated as health professional shortage areas for primary medical care.

Minorities are also under-represented in the health professions. Many medical schools have taken pro-active steps to increase minority representation. According to the Agency for Healthcare Research and Quality, Strategies to Reduce Health Disparities, 2001 Conference, Louisiana and Mississippi applications for minorities to enter medical schools declined 17 percent (2.3 times more than the national average). Even more alarming is that the percentage of applicants accepted declined 27 percent (seven times that of the national average). There was also a drop in minority matriculation by 26 percent (six times greater than the national average).

In 2004, only 7.3 percent of Mississippi's total active physicians were black and 6.9 percent were Asians. Based on an estimated non-white population of 1,212,805 (38.9 percent of the total 2010 estimated population), the state has one minority physician for every 1,384 non-white persons. Considering black physicians only, there is one black physician for every 3,133 non-white persons; 298 or 77 percent, of the state's black physicians were primary care physicians.

Key health problems across the life span of blacks in Mississippi include:

Infant Years: Infant Mortality

Childhood Years: Accidents

Cancer

Dental Health

Poor Nutrition

Teenage/Young Adult Years: Teenage Pregnancy

Drugs

Motor Vehicle Accidents

Mature Adult Years: Homicide

Accidents

Elderly Years: Heart Disease

Stroke

Hypertension

Diabetes

Cancer

Chapter 04 Priority Health Needs

111 An assessment of Mississippi's health care system reveals gaps and unmet needs in several areas. The MDH has identified the following priority health needs for Mississippi:

- Disease prevention, health protection, and health promotion
- Health care for specific populations, such as mothers, babies, the elderly, the indigent, the uninsured, and minorities
- Implementation of a statewide trauma system
- Health needs of persons with mental illness, alcohol/drug abuse problems, and/or mental retardation/developmental disabilities
- Availability of adequate health manpower throughout the state
- Enhanced capacity for detection of and response to public health emergencies, including acts of bioterrorism.

112 Disease Prevention, Health Protection, and Health Promotion

Many of the health problems that plague Mississippians are the result of the state's

social, economic, and educational conditions. Mississippi has the second lowest per capita and family income in the nation. Information from the 2000 U.S. Census showed that the state ranks below the national average in the percentage of its population who are high school graduates and college graduates. Mississippi continues to lead the nation in infant death rate, teenage pregnancy, births to unwed mothers, and sexually transmitted diseases (especially syphilis). However, with the state's improved economic situation, many of these problems are being aggressively addressed.

Ten leading causes resulted in 79.6 percent of all deaths in Mississippi during 2003, as discussed in Chapter III. Lifestyle choices are a contributing factor to many of the leading causes of death; most of the premature death, injury, and disability in Mississippi are related to only six risk factors: tobacco use, poor diet, sedentary lifestyle, intentional and unintentional injury, drug and alcohol abuse, and sexual behavior.

Early detection and prevention efforts can greatly influence other factors. For example, a screening and treatment program for hypertension can help avoid some of the costs associated with premature death and disability due to heart disease and stroke. Other prominent factors contributing to heart disease and stroke are cigarette smoking, elevated blood cholesterol levels, diabetes, and obesity. Almost all of these factors can be averted with proper preventive measures.

Prevention costs significantly less than managing disease or disability. Mississippi's high rates of mortality and morbidity in many areas cause high costs for health and social services. Properly directed and increased expenditures for such preventive services as prenatal care, family planning services, cardiovascular disease prevention, targeted screening, and health education could help avoid greater expenditures in the future from premature births, teenage pregnancies, heart disease, stroke, accidents, tuberculosis, sexually transmitted diseases (including HIV/AIDS), and other problems. Continued and increased support in disease prevention and health promotion is a cost effective approach toward improving the health status of Mississippians.

The MDH maintains numerous programs directed toward disease prevention and health promotion. For example, its Office of Epidemiology provides a statewide surveillance program to monitor and investigate the occurrence and trends of reportable diseases and provides consultation to health care professionals and the public on communicable disease control and prevention. The immunization program provides and supports services designed to ultimately eliminate morbidity and mortality due to childhood vaccine-preventable diseases. The HIV/AIDS prevention and sexually transmitted disease programs offer treatment and drug counseling, testing, and referral services. The Office of Preventive Health directs activities in areas such as injury/violence prevention and control, physical activity, worksite health promotion, cardiovascular disease and diabetes prevention and control, school health, community health promotion, and tobacco prevention and cessation.

Chapter VII presents more information on health promotion, health protection, and disease prevention programs administered through the MDH and other agencies.

113 Health Care for Specific Populations

113.01 Mothers and Babies

Mississippi has high rates of infant mortality, low birthweight, and teenage pregnancy. Contributing factors are late or inadequate prenatal care; unhealthy lifestyle factors such as inadequate prenatal nutrition, maternal smoking, or substance abuse; medical or congenital disorders; low socio-economic status; and low educational attainment. To combat these problems, the state must ensure that all persons receive the services necessary to prevent unplanned pregnancies and to promote healthy pregnancies and births. These services include:

- early health education to encourage teenagers to postpone sexual involvement;
- accessible family planning services to prevent unplanned pregnancies;
- comprehensive and risk-appropriate prenatal care, including medical, nursing, nutritional, educational, and social services, to ensure optimal pregnancy outcome;
- obstetrical delivery at a hospital appropriate for the level of patient risk involved; and
- regular pediatric assessments, timely childhood immunizations, and sick care for the infant to ensure a healthy start in life.

The MDH provides maternity services statewide through county health departments, targeting pregnant women whose incomes are at or below 185 percent of the federal poverty level. Since 1984, a Task Force on Infant Mortality has assisted the MDH in developing strategies to prevent unintended pregnancies, encourage comprehensive prenatal care, implement regionalized perinatal services, and improve access to prenatal and delivery care. Improvements resulting from the efforts of this Task Force include the expansion of Medicaid eligibility for pregnant women and for infants and children; implementation of case management and enhanced services for high risk pregnant women and infants; development of a regionalized perinatal care system; and school nurse programs. The MDH also involves itself in special maternity/perinatal service initiatives, including a Perinatal High Risk Management/Infant Services System (PHRM/ISS) to reduce low birthweight and infant mortality through a comprehensive array of supplemental services. Chapter X provides more information on these

programs.

In addition, the MDH provides other programs/projects aimed at identifying contributing factors to infant mortality or factors that may lead to special developmental needs of an infant. These include:

1. **Pregnancy Risk Assessment Monitoring System (PRAMS):** PRAMS is part of the Centers for Disease Control and Prevention initiative to reduce infant mortality and low birthweight. PRAMS is an ongoing, population-based, state-specific source of information on selected maternal behaviors and experiences that occur before and during pregnancy and during a child(s) early infancy. The risk factor surveillance system is designed to supplement vital records, generate state specific risk factor data, and allow comparison of these data among states. This data will be used to develop, monitor and access programs designed to identify high-risk pregnancies and to reduce adverse pregnancy outcome.
2. **Maternal and Infant Mortality Surveillance System (MIMS):** MIMS is a surveillance system through which maternal and infant death data are collected and reviewed. The purpose of these reviews is to understand how a wide array of local, social, economic, public health, educational, environmental, and safety issues relate to the tragedy of the loss.
3. **Genetic Services:** These services include hemoglobinopathy services (screening, education, follow-up, and treatment); clinical genetics (genetics clinics, education, and treatment); newborn screening (recently expanded to include 40 genetic disorders); Birth Defects Registry (birth defects database, registry, and tracking); and case management and provider education to more than 70 hospital nurseries, laboratories, and 120 health department clinics.
4. **Early Hearing Detection and Intervention Program:** This program is responsible for the universal newborn hearing screening program, including testing, diagnosis, tracking, and follow-up. Children identified through this program as having a hearing loss are referred to the MDH Early Intervention program for services and follow-up.

113.02 Maternal and Child Health Five-Year Needs Assessment

Every five years, the Maternal and Child Health Bureau requires states to conduct a needs assessment to assure the appropriateness of each state(s) maternal and child health (MCH) services. The FY 2005 need assessment examined state and national performance measures, MCH health status, and capacity indicators. Some priorities were continued

from the previous five-year cycle; others were enhanced to better focus on current needs; and some new priorities were chosen.

The following is a list of priorities selected to improve maternal and child health services in Mississippi as a result of the 2005 MCH needs assessments:

1. Increase EPSDT/Preventive Health Services for children on Medicaid and SCHIP.
2. Decrease smoking among pregnant women.
3. Decrease cigarette smoking among sixth through twelfth graders.
4. Reduce repeat teen pregnancies for adolescents less than 18 years old.
5. Address child/adolescent obesity/overweight issues.
6. Increase oral health care and preventive services for children.
7. Reduce child/adolescent unintentional injuries.
8. Decrease unhealthy behaviors, specifically alcohol and drug use and risky sexual behavior, for teenagers sixth through twelfth grades.
9. Maintain case management follow-up services for children with genetic disorders identified through MDH newborn screening.
10. Continue to improve and maintain developed data collection for Title V Population.

113.03 The Elderly

Although the majority of the state's younger elderly persons remain relatively healthy, general health and mobility decline with advancing years. About 25 percent of persons aged 85 or older cannot perform the essential activities of daily living. These "frail elderly" persons require nursing home care or extensive medical and social support in the home.

However, few elderly persons can afford extended long-term care. Societal trends in the United States have produced smaller family units and fewer unemployed family members, making the option of home care by the family of elderly persons less available than in past years. Financing for physician care and medication becomes more difficult for the elderly as Medicare deductibles and co-insurance payments increase.

Home health services play an important role in providing needed health care for the homebound elderly, but the care is provided on an

intermittent basis and is limited to skilled rehabilitative care. Most elderly people lack adequate financing for custodial care, leaving nursing home care as the only option for many. Medicaid is the primary payor for this expensive care; however, Medicaid has strict limits on the amount of income and assets a person may have and still receive assistance. In addition, the Legislature has limited the number of nursing home beds allowed to participate in the Medicaid program because of the tremendous cost of nursing home care.

The state must continue to examine ways to expand health care services for the elderly population. The Legislature has authorized expansion of current and creation of new home and community-based waiver programs through the Division of Medicaid. These programs are designed to allow Medicaid eligible individuals to avoid or delay institutionalization. The Division operates five waiver programs; two are specifically designed to assist elderly Mississippians: the Elderly Disabled Waiver and the Assisted Living Waiver. Services available through these waiver programs include case management, expanded home health, homemaker, adult day health, home delivered meals, escorted transportation, and in-home and institutional respite.

The MDH endorses the continuing development of residential retirement communities, supervised living apartments, assisted living facilities, personal care homes, adult day care centers, respite care services, and home and community-based services. The MDH encourages all skilled nursing homes participating in the Medicaid program to also participate in Medicare, supports the funding of a broad spectrum of senior citizen services, and recommends the limited expansion of nursing home beds in the state according to the statistical formula for Certificate of Need.

Chapter VIII provides additional information on long-term care.

113.04 The Indigent and Uninsured

The traditional sources of reimbursement for indigent care have not kept pace with the increased number of indigent patients, and some traditional sources have diminished. Two undesirable events occur as a result of these circumstances: (1) indigent persons delay or forego needed health care, resulting in increased morbidity and mortality; and 2) health care providers deliver increased amounts of uncompensated care, resulting in severe financial distress for providers who serve significant numbers of indigent patients. The medically indigent population is comprised of several groups of people:

- unemployed or self-employed persons with no health insurance;
- employees of small businesses and agencies which do not provide health insurance;

- part-time employees who are not eligible for health insurance;
- persons covered by insurance and in need of services not covered by insurance; and
- the uninsured and under-insured non-poor who experience high costs due to catastrophic illness.

The working poor who earn too much to qualify for Medicaid and who are not provided health insurance benefits by their employer are financially unable to purchase needed primary care services and create serious uncompensated care problems for service providers. Small rural hospitals, serving populations comprised of a large proportion of uninsured or under-insured individuals are struggling to survive financially.

The cost of uncompensated care, shifted to the bills of paying patients, has doubled since 1980. The American Hospital Association estimates that about 16 percent is added to every medical bill of patients with private insurance to help defray the cost of indigent health care. However, hospitals are finding it increasingly more difficult to shift these costs. The largest health care customers (American businesses and industries through employee health insurance policies (have demanded discounts and lower prices. Additionally, as the organization and structure of health care delivery has changed from a cost-based reimbursement to a uniform prospective payment system, health care providers (particularly hospitals) are finding it difficult to continue traditional charity care for an increasing indigent population.

The high cost of uninsured health care bankrupts families as well. The elderly person who needs long-term care for a chronic illness is financially impoverished before Medicaid reimbursement becomes available. The young couple with a chronically ill child may face tremendous financial burdens and live on the edge of poverty to pay for care for their uninsurable child.

This situation also creates serious health problems for the individual. The Medicare recipient who receives a minimal Social Security payment must often decide between buying food or medicine and frequently forgoes essential health care. Uninsured individuals with chronic diseases cannot afford prescribed medication and therefore do not properly manage their illness. A pregnant woman delays prenatal care and thus endangers both her health and that of her unborn child.

While there are no precise measures of the number of Mississippians who have been refused health care, or of the amount of charity care provided, there are some useful indicators of the extent of medical indigence, including the number of persons who have no health insurance. Nationally, about 17 percent of the non-elderly population

has no health insurance. Approximately 518,000 or 22.1 percent of the non-elderly population in Mississippi has no health insurance, according to the Employee Benefit Research Institute.

113.05 Minorities

Advances in technology, medication, treatment, and disease management have led to marked improvements in the health and longevity of Americans. However, gaps between the health status of whites and nonwhites continue to show disturbing disparities. Reducing or eliminating such risk factors as smoking, improper nutrition, and substance abuse would decrease morbidity and mortality rates in the minority community. One or more of these factors contribute to all the conditions causing excess mortality among minority populations. Other factors include lack of early identification of disease, lack of access to health care, and poverty. Moreover, programs designed to reduce or eliminate high risk behaviors have more significantly benefited the majority population.

Many of the factors contributing to excess deaths in the state's minority population are related to lifestyle. This situation emphasizes the need for health promotion and disease prevention within the minority community. The black male faces the greatest disparity in health indicators. He is more likely to die young, and the cause of death is usually homicide. Answers must be found to mitigate or stop the increase of black male homicide/violence.

Barriers to adequate health care for minorities include lack of access to the health care system, the cultural insensitivity of providers, and the lack of health insurance services. Possible solutions include promoting health education for providers (especially minority providers), funding services and programs targeted to minorities, and evaluating the effectiveness of programs that minority groups need.

After receiving input from various citizens groups residing in Mississippi, the Mississippi Department of Health developed a comprehensive plan to address the health problems unique to minority groups of the state, specifically African Americans. African Americans are the primary ethnic group statistically impacting Mississippi at this time; however, other racial and ethnic minorities are not ignored. The Plan can be used as a baseline for improvement of health care practices as other ethnic groups migrate to the state in larger numbers. The Plan, entitled Plan to Eliminate Racial and Ethnic Health Care Disparities, identifies poverty, the influx of large minority groups, lower educational levels, and limited health manpower, particularly in rural areas, as conditions that contribute to racial and ethnic health care disparities. The Plan emphasizes cardiovascular disease, diabetes, cancer screening, HIV/AIDS, child/adult immunization, and infant mortality as six areas of health care disparities most often experienced by minority groups at all

life stages.

After health care data was collected and evaluated, five issues emerged as methods to eliminate health care disparities in multiple racial and ethnic minority groups. These issues include cultural competency, prevention/education, accessibility/availability, funding/finance, and legislation. The Plan addresses strategies, action steps, and desired outcomes. Strategies include the creation of partnerships to provide health insurance coverage, increasing the number of under-represented minorities in health professions, increasing the number of consumers on health care provider boards, increasing community health education outreach activities of hospital and health care agencies, and preparing health and human service professionals for patient cross-cultural relationships. Action steps to facilitate these strategies include creating partnerships with other state agencies, faith-based agencies, community-based organizations, and provider groups to strengthen the ability to fully serve and effectively address the health care needs of all citizens in the state.

A full text of the Plan is available on the MDH website at www.msdh.state.ms.us.

114 Implementation of a Statewide Trauma System

Trauma is the leading cause of death for all age groups in Mississippi from birth to age 44. Serious injury and death resulting from trauma events such as vehicle crashes, falls, and firearms claim 2,000 lives and disable 6,000 Mississippians each year. Trauma victims require immediate, expert attention.

Following the recommendations of a Trauma Care Task Force, the Mississippi Legislature authorized the MDH to develop a statewide trauma care system and established a permanent trust fund to finance the system. The Trauma Care Trust Fund receives funding through a \$5 assessment on all moving traffic violations. The fund provides administrative functions at both the state and regional levels.

The Mississippi Legislature added \$6 million to the Trauma Care Trust Fund during the 1999 session, increasing the annual Trust Fund to approximately \$8 million. Funds are available for designated Trauma Care Regions through annual contracts with the MDH Bureau of EMS. The fund is divided between designated trauma center hospitals and eligible physicians on an allocation of 70 percent to hospitals and 30 percent to physicians. During 2003, a total allocation of \$7,510,172 was distributed to 70 hospitals and 362 physicians for trauma care. During the Second Extraordinary Session of 2005, the Legislature added \$10 to the Trauma Care Special Fund for each \$15 assessment, adding an expected \$2 million increase.

The MDH has designated seven trauma care regions; each is incorporated as a 501c-3 organization and contracts with the MDH to develop and implement a Regional Trauma Plan. The Mississippi Trauma Care System Plan received

approval in October 2002 and includes the seven regional trauma plans. The plan allows for trauma patients to be transported to the (most appropriate) trauma facility for their injuries.

Designation levels set specific criteria and standards of care that guide hospital and emergency personnel in determining the level of care a trauma victim needs and whether that hospital can care for the patient or transfer the patient to a Trauma Center that can administer more definitive care.

Level I Trauma Centers must have a full range of trauma capabilities, including an emergency department, a full-service surgical suite, intensive care unit, and diagnostic imaging. Level I Centers must have a residency program, ongoing trauma research, and provide 24-hour trauma service. These hospitals provide a variety of other services to comprehensively care for both trauma patients and medical patients. Level I Trauma Centers act as referral facilities for Level II, III, and IV Trauma Centers.

Level II Trauma Centers must be able to provide initial care to the severely injured patient. These facilities must have a full range of trauma capabilities, including an emergency department, a full service surgical suite, an intensive care unit, and diagnostic imaging. Level II Trauma Centers act as referral facilities for Level III and IV Trauma Centers. For specialty care a patient may be transferred to a Level I Trauma Center.

Level III Trauma Centers must offer continuous general surgical coverage and have the ability to manage the initial care of many injured patients. Level III Trauma Centers must also provide continuous orthopedic coverage. Transfer agreements must be in place with Level I and II Trauma Centers for patients that exceed the Level III Trauma Center(s) resources. Level III centers may act as referral facilities for Level IV Trauma Centers.

Level IV Trauma Centers provide initial evaluation and assessment of injured patients. Most patients will require transfer to facilities with more resources dedicated to providing optimal care for the injured patients. Level IV Trauma Centers must have transfer agreements in place with Level I, II, and III Trauma Centers.

114.01 Mississippi Trauma Care Regions

North Mississippi Trauma Care Region, Inc. serves an 18-county area in the northeast portion of the state, encompassing 8,777 square miles. Counties include: Alcorn, Benton, Choctaw, Clay, Chickasaw, Calhoun, Itawamba, Lee, Lafayette, Lowndes, Oktibbeha, Monroe, Pontotoc, Prentiss, Tippah, Tishomingo, Union, and Webster. There are 18 hospitals in the Region; 17 hospitals with emergency rooms are participating in the Mississippi Trauma Care System. The region has one fully designated Level IV hospital (Tippah County Hospital, Ripley, and two Level II hospitals - North Mississippi Medical Center, Tupelo,

and Baptist Memorial Hospital-Golden Triangle, Columbia.

Delta Mississippi Trauma Care Region, Inc. serves a 19-county area in the west central portion of the state, encompassing 10,518 square miles. Counties include: DeSoto, Tunica, Tate, Marshall, Coahoma, Quitman, Panola, Bolivar, Sunflower, Tallahatchie, Yalobusha, Grenada, Leflore, Washington, Humphreys, Carroll, Montgomery, Sharkey, and Issaquena. The region has one fully designated Level I hospital-the Regional Medical Center at Memphis, Tennessee, and eight Level IV hospitals: Baptist Memorial Hospital-DeSoto, Southaven; Bolivar Medical Center, Cleveland; Grenada Lake Medical Center, Grenada; North Sunflower County Hospital, Ruleville; Northwest Mississippi Regional Medical Center, Clarksdale; Quitman County Hospital, Marks; Tyler Holmes Memorial Hospital, Winona; and Tallahatchie General Hospital, Charleston.

Central Mississippi Trauma Care Region serves a 14-county, 9,616 square mile area in the west central portion of the state. Counties include: Attala, Claiborne, Copiah, Hinds, Holmes, Jefferson, Leake, Madison, Rankin, Scott, Simpson, Smith, Warren and Yazoo. The Region contains a total of 21 hospitals; 14 hospitals with emergency rooms are participating in the Mississippi Trauma Care System. The region has one fully designated Level I hospitals, University Medical Center and Clinics, Jackson, and six Level IV hospitals: Lackey Memorial Hospital, Forest; Leake Memorial Hospital, Carthage; Montford Jones Memorial Hospital, Kosciusko; Rankin Medical Center, Brandon; River Oaks Hospital, Jackson; and University Hospital and Clinics, Lexington.

East Central Mississippi Trauma Care Region serves a seven-county area in the eastern portion of the state, including: Winston, Noxubee, Neshoba, Kemper, Newton, Lauderdale, and Clarke. There are a total of 10 hospitals with emergency rooms that are participating in the Mississippi Trauma Care System. The region has five fully designated Level IV hospitals: Choctaw Health Services, Philadelphia; H.C. Watkins Memorial Hospital, Quitman; Neshoba County General Hospital, Philadelphia; Newton Regional Hospital, Newton; and Winston Medical Center, Louisville.

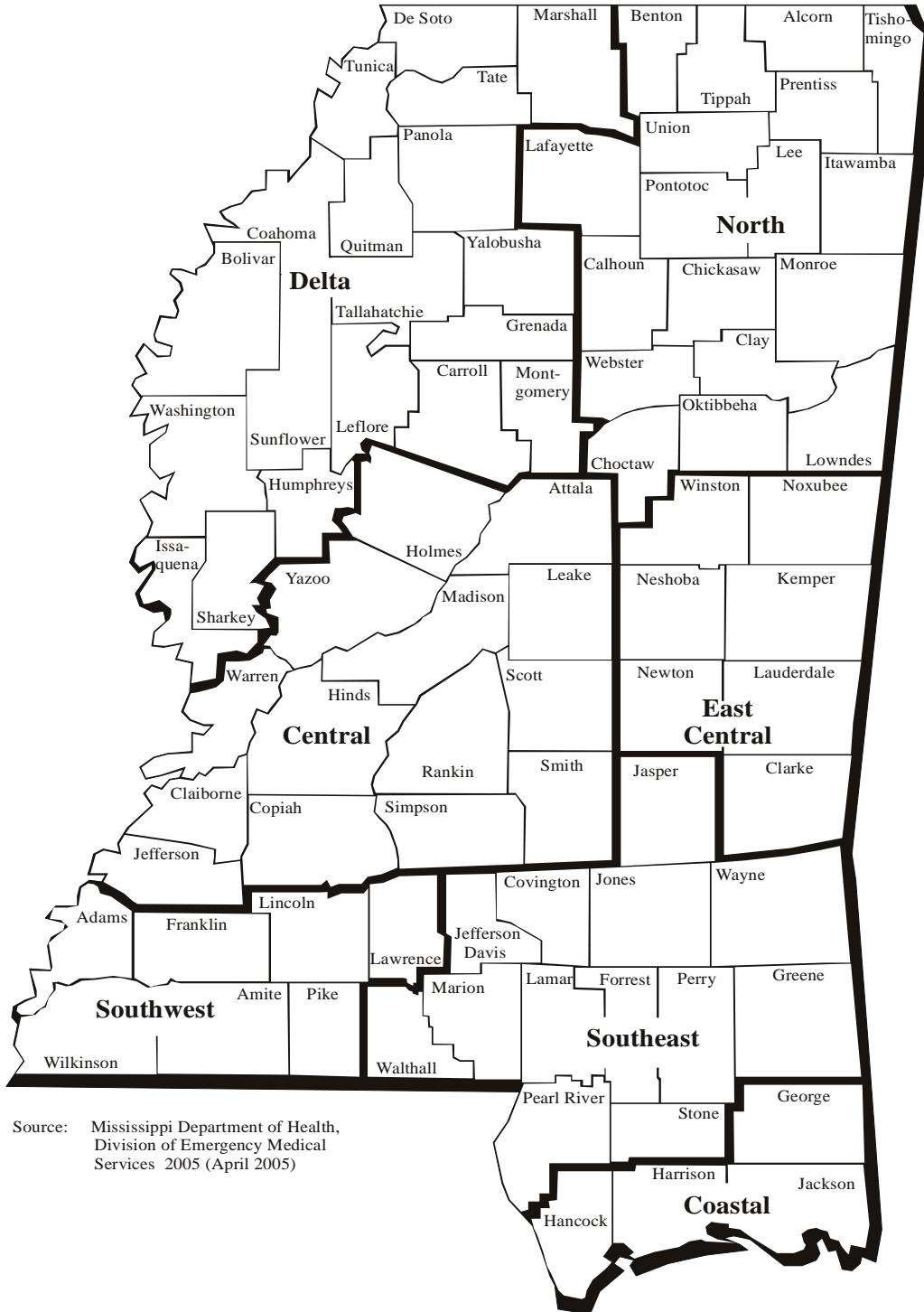
Southwest Mississippi Trauma Care Region serves a seven-county area in the southwest portion of the state. Counties include: Adams, Franklin, Wilkinson, Amite, Lincoln, Pike, and Lawrence. There are a total of eight hospitals with emergency rooms participating in the Mississippi Trauma Care System. The region has five fully designated Level IV hospitals: Field Memorial Community Hospital, Centerville; Franklin County Memorial Hospital, Meadville; Lawrence County Hospital, Monticello; Natchez Regional Medical Center, Natchez ; and Natchez Community Hospital, Natchez.

Southeast Mississippi Trauma Care Region serves a 13-county area in the southeastern portion of the state. Counties include: Covington, Forrest, Greene, Jasper, Jones, Lamar, Perry, Pearl River, Walthall, Marion, Wayne, Stone, and Jefferson Davis. The region has six fully designated Level IV hospitals: L. O. Crosby Memorial Hospital, Picayune; Marion General Hospital, Columbia; Jefferson Davis Community Hospital, Prentiss; Walthall County General Hospital, Tylertown; Wayne General Hospital, Waynesboro; and Stone County Hospital, Wiggins.

Coastal Mississippi Trauma Care Region serves four counties in the southern portion of the state: Jackson, Harrison, Hancock, and George. Seven hospitals participate in the Mississippi Trauma Care System. The region has one fully designated Level III hospital-Ocean Springs Hospital, Ocean Springs, and four Level IV hospitals: Biloxi Regional Medical Center, Biloxi; George County Hospital, Lucedale; Gulf Coast Medical Center, Biloxi; and Hancock Medical Center, Bay St. Louis.

In total, 77 percent of Mississippi hospitals with an emergency room are part of the Mississippi Trauma Care System. Map IV-1 shows Mississippi's seven Trauma Care Regions.

Map IV - 1 Mississippi Trauma Care Regions



Source: Mississippi Department of Health,
Division of Emergency Medical
Services 2005 (April 2005)

115 Health Needs of Persons with Mental Illness, Alcohol/Drug Abuse Problems, and/or Mental Retardation/Developmental Disabilities

Access to a full range of care for persons with mental illness or alcohol/drug abuse problems could prove difficult. State government provides or finances the majority of mental health services, particularly residential treatment services. Mississippi has made a considerable investment in mental health facilities and services, and the state has a number of private sector facilities; yet, a substantial number of Mississippians cannot obtain needed mental health care. The high cost and limited third party coverage of private sector mental health services denies access to all but the wealthy or persons with exceptional health insurance coverage.

Efforts to improve access include additional facilities opened or under construction by the Mississippi Department of Mental Health; an increase in the number of group homes for persons with chronic mental illness, operated by state hospitals or regional mental health/mental retardation centers; and the opening of group homes for emotionally disturbed children to prevent institutional placement or to provide a placement for adolescents ready for discharge from the state hospital. The existing triad of the Department of Mental Health, regional community mental health/mental retardation centers, and private sector providers has the potential of supporting a comprehensive network capable of providing vitally needed services for persons with mental illness or mental retardation.

Mississippi Access to Care (MAC), a statewide initiative to assess and respond to the needs of individuals with disabilities, began in the fall of 2000. Participating in this initiative are persons with disabilities and their family members; service providers; associations; advocates; state agencies, including the Departments of Education, Health, Human Services, Mental Health, Rehabilitation Services, and the Division of Medicaid; local agencies; and any other persons or organizations interested in making the greatest possible independence available to those with disabilities. The MAC workgroup developed a written comprehensive plan which was submitted to the Legislature in October 2001 and considered during the 2002 session. The intent of the plan was to address the needs of persons with disabilities and their families and identify possibilities for bringing the goal of greater independence within closer reach. Each agency has included the implementation of the MAC Plan in their budgetary planning.

Intervention Program (FSEIP) is Mississippi's early intervention system for infants and toddlers with special developmental needs and their families. First Steps is implemented through an interagency system of comprehensive developmental services for eligible infants and toddlers. The statewide system seeks to minimize the impact of a disabling condition on an infant or toddler and his or her family by identifying and utilizing community-based resources to the maximum extent possible. The process of connecting an eligible infant to the provision of services and transition of toddlers into an appropriate educational setting is well orchestrated in keeping with the regulations of the Individuals with

Disabilities Education Act (IDEA) Part C.

Mississippi serves all eligible infants and toddlers and their families. The program provides child find, procedural safeguards, service coordination, evaluation and assessment, and transition services free of charge to families. After a comprehensive, multi-disciplinary evaluation and assessment, specialized developmental services may be provided to the child and family in accordance with an individualized family service plan (IFSP). All services are currently provided at no cost to families. Cost for specialized developmental services may be charged to private insurance or Medicaid. If the family has no form of insurance coverage, the MDH as the lead agency may pay for services as “payor of last resort.”

116 Availability of Adequate Health Manpower

Essential health service delivery requires an adequate supply and appropriate distribution of fully qualified physicians, nurses, and other health care personnel. Mississippi has an adequate total of physicians to meet national standards; however, the physicians are maldistributed through the state. As of March 2005, 61 counties or portions of counties were designated as health professional shortage areas for primary medical care. Mississippi needs to further encourage the training of primary care physicians who will practice in designated underserved areas. Consideration should be given to using community hospitals more extensively for residency training in family medicine.

Approximately 39 percent of Mississippi's dentists practice in the two major metropolitan areas: Jackson and the Gulf Coast. The state's goal is to improve the distribution of dentists so that no county has more than 5,000 persons per dentist and primary dental care is available within 30 minutes travel time of all areas.

The Mississippi Nurses' Association (MNA) and 25 nursing organizations are working together through the MNA's Nursing Organization Liaison Committee to address nursing manpower issues related to anticipated changes in the workplace. Through the efforts of this group, the Mississippi Legislature authorized an Office of Nursing Workforce to develop a statewide model for predicting nursing manpower needs and to initiate methods of transitioning nurses as needed from jobs in the acute care setting to jobs in the community.

The supply of allied health professionals has increased in recent years, with the work force distributed to virtually all health care settings. Firm conclusions about the supply and demand for allied health personnel are difficult to draw, because very little data is available for the study of these groups of health professionals. However, officials believe that changes in the health care delivery system, the aging of the population, and advances in health service techniques and technology will continue to increase the demand for qualified technologists and technicians.

Chapter VI provides additional information on health care personnel in Mississippi.

In addition, the U.S. Health Resources and Services Administration (HRSA) supports the development of systems to improve access to preventive and primary care by providing funding, human resources, and technical assistance to states and community-based organizations. To support state efforts, funds are provided for cooperative agreements to maintain a Primary Care Office (PCO) in each of the 50 states, the District of Columbia, and Puerto Rico.

The Mississippi Department of Health has housed a PCO for more than 19 years. The program is responsible for primary care needs assessment and plan development, health manpower recruitment, coordination of National Health Service Corps and foreign-trained providers, developing linkages with health professional schools, Health Professional Shortage Area designations, researching health care disparities, and assisting in marketplace analysis for primary care delivery sites. The PCO also assists in coordination of primary care services by working with Federally Qualified Community Health Centers and other organizations to help place physicians in underserved areas.

The PCO administers and/or makes recommendations regarding the placement of foreign medical graduates through the J-1 Visa waiver programs. Through these programs, an exchange visitor can be granted a waiver of the two-year foreign residence requirement of the Immigration and Nationality Act if their stay is in the public interest and they agree to serve in underserved areas. There are currently 93 foreign providers actively practicing in Mississippi - 14 placed through the Appalachian Regional Commission, 67 placed through the State 20/30 Program, and 12 through the Delta Regional Authority.

The PCO also assists the National Health Service Corps (NHSC) in the placement of health care professionals - primary care physicians, dentists, nurse practitioners, and psychiatrists - in health professional shortage areas through loan repayment and scholarship programs. The current NHSC field strength is 56 and growing as a result of President Bush's Management for Growth initiative. The NHSC seeks to improve the health of underserved Americans by bringing quality primary health care professionals to communities in need, as well as supporting communities in their efforts to build better systems of care.

117 Public Health Preparedness and Response for Emergencies

In 1998, the Centers for Disease Control began providing funds to state departments of health to prepare for and respond to bioterrorism. Since then, the Mississippi Department of Health has used those funds to improve the capabilities of the Department to respond to all public health emergencies, including bioterrorism.

Following the events of September 2001 and the subsequent anthrax incidents that affected the nation, Congress approved an unprecedented increase in funding for public health to combat bioterrorism and improve the public health infrastructure of the nation. Every state received money in seven emphasis areas to improve response efforts. Mississippi's response efforts are based on the overarching principal that all response is local. In essence, the response begins before the

threat is fully recognized, emphasizing the need for a well-trained, well-coordinated response plan. The following outline represents the basic response plans and efforts based on the areas of emphasis as identified by the CDC.

Preparedness Planning focuses on the Department's ability to respond to all emergencies, including acts of bioterrorism. For the first time, the Department has had the opportunity to position emergency response coordinators in each district, with the direct responsibility of strengthening ties with the community and helping integrate public health into local emergency response efforts. Further, this emphasis area highlights readiness assessment, which the Department will use to identify deficiencies in the response system and to make plans for future improvements.

Surveillance and Epidemiological Capacity has been greatly enhanced with the funding from this grant. Both technological and human resources have been enhanced to improve surveillance activities and move toward a "real time" reporting system, the National Electronic Disease Surveillance System (NEDSS). NEDSS is being implemented in association with the bioterrorism program to link Mississippi to a national reporting system and improve response efforts beyond the state. Many of the grant activities proved invaluable in implementing the Department's smallpox vaccination program, and will continue to provide increased coverage to combat emerging public health issues such as West Nile Virus and Severe Acute Respiratory Syndrome (SARS).

Laboratory Capacity has been enhanced in two separate areas: Biological Agents and Chemical Agents. While the Chemical Agent funding was new for the 2003-2004 funding cycle, the Biological Agents funding has already greatly improved laboratory capacity to respond in testing for agents such as anthrax, and has provided much-needed equipment and staff. The Preparedness and Response Laboratory (PRL) has been able to implement a coordinated training program for other laboratories statewide, and has added a molecular biology section to the lab. One of the biggest problems facing the PHL at this time is finding space to conduct the tests; that problem will be solved, in part, with the move and renovation of a modular unit later this year. That unit will be necessary to further increase lab capacity to test chemical agents.

The ***Health Alert Network*** is responsible for providing accurate, timely health alerts and information to appropriate audiences through secure channels. Building on systems already in place in the surveillance program, the MS-HAN plans to upgrade alerting capabilities to include the ability to provide health alert messages via multiple channels to physicians, emergency rooms, infection control specialists, and non-traditional partners in law enforcement, emergency response, and fire departments. Further, the system will integrate with other information systems as part of the Public Health Information Network (PHIN), which includes HAN, NEDSS, the Laboratory Response Network (LRN), and other CDC-sponsored efforts.

Risk Communication and Health Information Dissemination focuses on the Department's ability to communicate high-risk and highly technical information

to both the media and the public. Communications with the media focus on clear, concise messages prepared and delivered by public health professionals trained in media relations. Information for the public includes general information regarding bioterrorism and other public health emergencies, including emerging infectious diseases. The grant funding has allowed the Department to upgrade and expand the web site capabilities, providing a more streamlined and user-friendly vehicle for both public communication and services.

Education and Training are the foundation for preparing any team for response efforts. Through this grant, the Department plans to work toward a comprehensive, cohesive training plan for employees with an emphasis on workforce development and emergency response. Creation of a Learning Management System which links to a national system and gives employees the opportunity to select training is planned, as well as strengthening existing partnerships within the South Central Public Health group, a consortium which includes the state health departments in Mississippi, Louisiana, Alabama, and Arkansas, and the Schools of Public Health at the Tulane University School of Public Health and Tropical Medicine and the University of Alabama at Birmingham.

Through all of these emphasis areas, the grant funding has emphasized improving ties between MDH and communities, and improving the practice of public health in Mississippi.

In addition, the U.S. Department of Health and Human Services Health Resources and Services Administration began funding in 2002 for a Bioterrorism Hospital Preparedness program. The MDH Office of Emergency Planning and Response administers this program through its Bureau of Emergency Preparedness and Planning. The program is to develop, implement, and intensify regional terrorism preparedness plans and protocols for hospitals, outpatient facilities, EMS systems (both freestanding and fire-based), and poison control centers in a collaborative statewide and regional model.

Surge capacity has been addressed by forming seven emergency preparedness regions; each can address a surge capacity of at least 500 patients presenting as a direct result of bioterrorism, weapons of mass destruction, or other public health emergency. Specific hospitals in each region have been identified as Weapons of Mass Destruction Centers of Excellence. Each of these preparedness-enhanced facilities are receiving pharmaceutical caches, personal protective equipment, decontamination units, communication upgrades, isolation capability upgrades, and training. The WMD Centers of Excellence Hospitals are supported by numerous hospitals which have been designated as support centers.

Emergency medical services, hospitals, and hospital laboratories will receive benefits as well, including communications improvements, training in planning and response, personal protective equipment, and pharmaceutical caches.

Chapter 05 Health Care System

118 Mississippians receive health care from a variety of sources that provide a continuum of care. While hospital inpatient care is a vital part of this continuum, more and more patients receive care in a clinic, health care provider's office, home or community based setting, and ambulatory care facilities.

Increasing numbers of providers have formed networks and other partnerships to offer patients a reduced cost for services. Others are joining health care systems to facilitate referrals for related services or referrals to larger facilities for specialized services.

The following sections summarize the different types of health facilities and health services available in Mississippi.

118.01 Hospitals

Mississippi had 96 non-federal acute (short term) care hospitals in April 2005, with a total of 11,334 licensed medical-surgical beds, of which 10,374 were set-up and staffed. Local government controls 42 of these hospitals; non-profit organizations operate 28 hospitals; for-profit corporations operate 24 hospitals, and the State of Mississippi owns two - the University Medical Center, a teaching hospital associated with the University of Mississippi Schools of Medicine, Dentistry, Nursing, and Health Related Professions, and one small rural hospital located in the Mississippi Delta. The count excludes Whitfield Medical-Surgical Hospital, a 43-bed facility providing acute care to psychiatric patients at the Mississippi State Hospital at Whitfield, and the Medical-Dental Facility at Parchman, a 56-bed facility providing acute and psychiatric care to inmates at the Mississippi State Penitentiary.

Also excluded in the above count are the state's nine licensed long-term acute care hospitals: Greenwood Specialty Hospital, (40 beds); Mississippi Hospital for Restorative Care, Jackson (25 beds); Promise Specialty Hospital of Vicksburg (33 beds); Regency Hospital of Hattiesburg (33 beds); Regency Hospital of Meridian, Meridian (37 beds) Select Specialty Hospital of Jackson (40 beds with CON authority to add 13 additional beds); Select Specialty Hospital-Mississippi Gulf Coast, Biloxi (42 beds); Select Specialty Hospital-Mississippi Gulf Coast, Gulfport (38 beds); and Specialty Hospital of Meridian (49 beds). Tri-Lakes Medical Center, Batesville, has received Certificate of Need authority to establish a 35 bed long-term acute care hospital. These hospitals provide care to patients who need less than three hours of rehabilitation services per day but who have an average length of stay greater than 25 days.

Twenty-one of the 96 hospitals have been designated as Critical Access Hospitals (CAH). These hospitals provide outpatient, emergency and

limited inpatient services and receive cost-based reimbursement for services provided to Medicare patients. CAHs may operate a maximum of 25 beds and keep inpatients an average of 96 hours. A CAH can participate in a swing bed program but may not exceed the 25 bed limit. Federal regulations require that CAHs must be rural; must make emergency care available 24 hours a day; and must be a member of a referral network and have an agreement with at least one other hospital for patient transfer, communication systems, transportation, credentialing, and quality assurance.

In addition to the state's non-federal hospitals, the federal government operates two Veterans' Administration Hospitals, one in Jackson and one in Biloxi. The United States Air Force operates medical facilities at Columbus and Biloxi to serve active duty and retired military personnel and their dependents. The Indian Health Service funds the operation of the Choctaw Health Center, an 18-bed acute care hospital in Philadelphia which is operated by and provides health care services to the Mississippi Band of Choctaw Indians.

Amite, Benton, Carroll, Greene, Issaquena, Itawamba, Kemper, Smith, and Tunica counties in Mississippi do not have a hospital. However, these nine counties appear to receive sufficient inpatient services from hospitals in adjoining counties. Chapter XI details the state's acute care services.

118.02 Ambulatory Care

Ambulatory care is available through private offices of physicians and through MDH clinics, 22 community health center facilities with 106 satellite clinics, 126 rural health clinics, and 72 hospital outpatient clinics. In addition, Mississippi has 24 licensed freestanding multi-specialty ambulatory surgery centers.

Mississippi had 5,305 active licensed physicians (5,001 medical doctors, 244 osteopaths, and 60 podiatrists); 1,197 active licensed dentists; 34,724 registered nurses; and 12,424 licensed practical nurses for 2005. Approximately 24,638 of the RNs and 8,780 of the LPNs were employed full-time in nursing careers. There were 1,562 RNs certified for expanded role nursing as nurse practitioners in 2005. Chapter VI of this Plan provides more detailed information on health care personnel in Mississippi.

The MDH operates at least one county health department in every county, with Sharkey and Issaquena counties sharing a health department, for a total of 101 clinics throughout the state. Department staff includes public health nurses, nurse practitioners, physicians, disease investigators, environmentalists, medical records clerks, social workers, and nutritionists. The county health departments provide immunizations, family planning, WIC (Special Supplemental Food

Program for Women, Infants, and Children), tuberculosis treatment and prevention services, sexually-transmitted disease (including HIV/AIDS) services, and other communicable disease follow-up. Additional services, such as child health and maternity services, are available based on the county's need. The number and type of staff may vary according to the need and resources in each particular county; however, every county provides all general public health services.

Community health centers (CHCs) are federally-subsidized, non-profit corporations that delivered primary and preventive health care and social services to 304,677 Mississippians in calendar year 2004. CHCs must serve populations identified by the U.S. Department of Health and Human Services as medically underserved. This status indicates that the geographic area has limited medical resources; other factors include poverty and lack of health insurance. CHCs offer a range of services, including medical, dental, radiology, pharmacy, nutrition, health education, and transportation. Mississippi has 22 CHCs, with 106 satellite clinics. Nineteen centers operate in rural areas, and three are located in urban areas. Five centers operate mobile units.

Rural health clinics (RHCs) also provide care in areas designated by the U.S. Department of Health and Human Services as medically underserved. These clinics use physician(s) assistants and nurse practitioners under the general direction of a physician, who is located within 15 miles of the clinic, to provide outpatient primary care to patients in rural areas. RHCs receive cost-based reimbursement from Medicare and Medicaid. A total of 126 certified RHCs operated in Mississippi as of April 2005.

Seventy-two of Mississippi's hospitals provided outpatient services during FY 2004, with 2,486,071 out-patient clinic visits. The state's 24 freestanding ambulatory surgery facilities provided a total of 96,752 surgeries, in addition to the 142,816 ambulatory surgeries performed in hospitals during the year.

Chapter XIII provides more detail on all of the ambulatory care facilities. In addition to these facilities, a number of non-profit voluntary health organizations provide educational and informational services, screening services, referral services, counseling, limited diagnosis, and treatment services. Examples include the Muscular Dystrophy Association, American Heart Association, American Red Cross, Mississippi Lung Association, American Diabetes Association, American Cancer Society, and Catholic Charities. These organizations and others serve as a general support system for persons with specific health problems.

118.03 Long-Term Care

Mississippi has 185 public or proprietary skilled nursing homes, with a total of 17,084 licensed beds. Nineteen entities have received CON

approval for the construction of 891 additional nursing home beds and ten facilities have voluntarily delicensed a total of 321 nursing home beds which are being held in abeyance by MDH. This count excludes one nursing home operated by the Mississippi Band of Choctaw Indians, with 120 beds; two nursing homes operated by the Department of Mental Health, with a total of 707 licensed beds in FY 2004; four nursing homes operated by the Mississippi State Veteran's Affairs Board, with a total of 600 beds; and one facility operated by the Mississippi Methodist Rehabilitation Center, with a total of 60 beds dedicated to serving patients with special rehabilitative needs, including spinal chord and closed-head injuries. The state has 13 intermediate care facilities for the mentally retarded - five proprietary and eight state owned and operated - with a total of 2,709 beds (as of March 1, 2005). Ellisville State School includes four separately-licensed facilities. The state also has six psychiatric residential treatment facilities for emotionally disturbed children and adolescents, with a total of 268 licensed beds, an additional 120 beds have received CON approval.

In addition, 14 Mississippi hospitals provide limited nursing home care in "distinct part skilled nursing facilities." These units are located in a physically identifiable distinct part of the hospital and are certified for participation in the Medicare program as skilled nursing facilities, but cannot participate in the Medicaid program. As of April 2005, 206 beds were in operation.

Another 53 hospitals offer care in "swing beds", which are beds approved to alternate as needed between acute care and long-term care in hospitals of fewer than 100 beds. These hospitals provided care equivalent to 194 nursing home beds in FY 2004.

Individuals who need some custodial care or assistance with the activities of daily living, but do not require skilled nursing services, may choose to live in a licensed personal care home. Mississippi has 181 such homes, with a total of 4,700 licensed beds.

Numerous retirement communities or assisted living facilities provide independent living areas for individuals who need a sheltered environment, including nutritional and social support, but who do not require institutional health care. The state's ten Area Agencies on Aging coordinate home and community-based services such as adult day care, respite care, congregate or home-delivered meals, and chore/homemaker services. Chapter VIII provides more detailed information on long-term care.

118.04 Hospice Services

The appropriate care of terminally ill individuals has become a major concern of society. This concern led to the philosophy that terminally ill patients should be allowed to spend their final days at home or in a

home-like environment if they so desire, yet still receive appropriate palliative care. As a result of this thinking, the federal government enacted legislation allowing Medicare to pay for hospice care.

By definition, a hospice is not a facility but a program. A hospice provides palliative care to terminally ill patients and counseling to the patient's family. Palliative care controls pain and the symptoms of the dying process and is not intended to be curative in nature. It is supportive care provided to meet the special needs arising from the physical, emotional, spiritual, social, and economic stresses that are experienced during the final stages of illness, dying, and bereavement. This care is available 24 hours per day, seven days a week, and is provided on the basis of need regardless of ability to pay. The care is designed and provided by an interdisciplinary team.

For the purposes of this Plan, a hospice or hospice program is defined as an autonomous, centrally administered, medically directed, nurse-coordinated program providing a continuum of home, outpatient, and inpatient care for not less than four terminally ill patients and their families.

Mississippi currently has 71 licensed and Medicare-certified hospices in operation in the state plus four other hospices that are licensed to operate in Mississippi but are certified by other states.

118.05 Rehabilitation

The Mississippi Department of Rehabilitation Services (MDRS) provides a variety of services to persons with disabilities and their families. The MDRS helps individuals who have a physical or mental impairment that substantially hinders employment and who have the potential of getting and keeping a job as a result of vocational rehabilitation. Services include medical assistance, physical and occupational therapy, counseling, educational assistance, job training, and placement. The MDRS also offers programs to help individuals with disabilities gain independent living skills and cooperates with a number of other agencies to provide specialized services.

The Mississippi Schools for the Deaf and the Blind provide residential and day programs for hearing or visually impaired children and youth through 21 years of age. The schools offer elementary and secondary education curricula that meet State Department of Education standards, as well as specialized courses to meet the particular needs of hearing or visually impaired students.

Blair E. Batson Children(s) Hospital at the University of Mississippi Medical Center offers both inpatient and outpatient habilitation and rehabilitation services for physically and developmentally disabled persons, both children and adults. The State Department of Education

has accredited Children(s Hospital to provide elementary and secondary curricula, as needed, allowing the children(s program to provide optimum development for each child.

Fifty-six certified rehabilitation agencies in Mississippi offer various services on an outpatient basis, such as physical therapy, speech therapy, and social services. Other facilities offer comprehensive medical rehabilitation (CMR) services, defined as intensive care providing a coordinated multidisciplinary approach to patients with severe physical disabilities that require an organized program of integrated services. Level I facilities offer a full range of CMR services to treat disabilities such as spinal cord injury, brain injury, stroke, congenital deformity, amputations, major multiple trauma, polyarthritis, fractures of the femur, and neurological disorders, including multiple sclerosis, cerebral palsy, muscular dystrophy, Parkinson(s Disease, and others. Level II facilities offer CMR services to treat disabilities other than spinal cord injury, congenital deformity, and brain injury.

Seven hospital-based units offer Level I CMR services and eight hospital-based units offer Level II limited CMR services; one additional hospital has received CON authority to provide Level II CMR services. Mississippi's Level I CMR units are located at Baptist Memorial Hospital-DeSoto in Southaven, Delta Regional Medical Center in Greenville, Forrest General Hospital in Hattiesburg, Memorial Hospital at Gulfport, Mississippi Methodist Rehabilitation Center in Jackson, North Mississippi Medical Center in Tupelo, and University Hospital and Clinics in Jackson

Level II CMR units are located at Baptist Memorial Hospital-North Mississippi in Oxford, Greenwood Leflore Hospital in Greenwood, Magnolia Regional Medical Center in Corinth, Natchez Regional Medical Center in Natchez, Northwest Mississippi Regional Medical Center in Clarksdale, , Riley Memorial Hospital in Meridian, River Region Health System in Vicksburg, and Southwest Mississippi Medical Center in McComb. Singing River Hospital in Pascagoula has received CON authority to provide Level II CMR services. Tables XII-1 and XII-2 list bed capacity, discharges, average lengths of stay, and occupancy rates of Mississippi's Level I and Level II comprehensive medical rehabilitation units, respectively. Map XII-1 shows the location of these units.

The Children's Medical Program of the Mississippi Department of Health provides medical care and rehabilitative services to children with physical disabilities whose families cannot afford the cost of properly caring for their children. The program provides services in field clinics throughout the state and makes referrals for services the program does not offer.

The MDH provides leadership for First Steps, Mississippi's interagency

early intervention system for infants and toddlers with developmental delays. Mississippi has fully implemented this system statewide as an entitlement for children with disabilities and their families.

Chapter XII, Habilitation and Rehabilitation Services, provides more detailed information on all of these agencies and programs.

118.06 Other Services

Numerous other organizations provide a variety of health care services in Mississippi. Individuals may receive health care services in the home through any of the 63 home health agencies licensed to serve patients in Mississippi. A total of 59,720 (non-duplicate count) Mississippians received home health services during FY 2003, down from 59,768 patients served in 2002 (most recent information available).

Mississippi has 75 licensed or CON-approved end stage renal disease facilities with a total of 1,517 renal dialysis machines that provide maintenance kidney dialysis services. Chapter XIII provides additional information on both ESRD and home health services.

A health maintenance organization (HMO) is an organization that provides or arranges for the delivery of basic health care services to enrollees on a prepaid or other financial basis, using an organized system that combines the delivery and financing of health care. HMOs may be public or private entities, and they may be non-profit or proprietary.

The delivery of health care services through HMOs has existed in some parts of the United States since the 1930s. These organizations have proliferated throughout the country in recent years. Beginning in 1995, an explosion of interest was demonstrated in the Mississippi HMO market. By December 1998, 15 HMOs were operating in the state. During 1999, however, the market experienced significant fallout. As of December 30, 2004, six HMOs were licensed in Mississippi, although all may not be active.

118.07 Public Health

Mississippi's public health system includes a 13-member Board of Health, the State Health Officer, central administrative offices in Jackson, nine district offices, 13 licensed home health regions, and 81 county health departments. The Mississippi Department of Health (MDH) promotes and protects the health of the citizens of Mississippi through health promotion, disease prevention, and the control of communicable diseases. Communicable disease services include epidemiology, screening, surveillance, diagnosis, and treatment in areas such as tuberculosis, sexually transmitted diseases, and HIV/AIDs. Programs attempt to control disease transmission through effective intervention, treatment, and immunization where possible. In addition,

the immunization program strives to eliminate morbidity and mortality from vaccine-preventable diseases.

The MDH maintains programs to reduce the risk of particular health problems and to control or prevent such non-communicable diseases as diabetes, cancer, hypertension, and cardiovascular disease. Other components of public health include services to:

- provide supplemental food and nutrition education to low-income pregnant, breastfeeding, and postpartum women and to infants and children up to five years of age (accomplished through the WIC program), serving as an adjunct to good health care during critical times of growth and development and reducing health problems associated with poor nutrition during pregnancy, infancy, and early childhood;
- improve family planning through contraceptive services and counseling;
- improve maternal health through prenatal and postpartum care for maternity patients and access to enhanced delivery services for high risk pregnant women;
- contribute to the health of children and youth through the Early Periodic Screening, Diagnosis, and Treatment program; the First Steps Early Intervention System for Infants and Toddlers; the Children's Medical Program; school nurse services; and other services for infants, children, and adolescents;
- control or prevent problems that can endanger public health through protection of consumers against preventable hazards in food, milk, and water; maintenance and enforcement of regulatory standards regarding proper wastewater disposal; radiological safeguards; and consultation on public health pest management;
- support the detection, analysis, and treatment of public health problems;
- enhance the state's emergency medical services through development of a statewide trauma plan and licensing of ambulance services and emergency medical technicians;
- enforce established standards in the delivery of health care through inspection and licensure of hospitals, nursing homes, and other health care facilities;
- maintain public records such as births, deaths, utilization of health care services, and other statistical information regarding

the health of Mississippians for the purpose of tracking public health trends and needs;

- support the planning and development of policies and standards for public health services; and
- develop emergency preparedness plans, including enhanced infectious disease surveillance/investigation and improved technological connectivity between physicians, hospitals, and the public health system.

118.08 Emergency Medical Services

Emergency Medical Services (EMS) are health care services delivered under emergency conditions that occur as a result of the patient(s) condition, natural disasters, or other situations. Emergency Medical Services are provided by public, private, or non-profit entities with the authority and the resources to effectively administer the services.

The MDH Bureau of Emergency Medical Services licenses all ambulance services in Mississippi; inspects and permits ambulances; tests and certifies emergency medical technicians on the basic, intermediate, and paramedic level; tests and certifies EMS drivers; tests and certifies medical first responders; authorizes advanced life support and all other training programs; manages a statewide records program (Mississippi Emergency Medical Services Information System); and administers the EMS Operating Fund.

The Division of Trauma System Development and Injury Control coordinates development of the Mississippi Trauma Care System and synchronizes efforts between the staff and contracted trauma consultants for trauma inspections, programmatic audits, performance improvement for statewide trauma issues, and overall system design and participation with hospitals in Mississippi and bordering states. The Division also manages the Emergency Medical Services for Children (EMSC) Program, including management of the federal grant funds, implementation of Mississippi EMSC projects, EMSC curriculum, and an annual report identifying accomplishments.

Mississippi has five EMS districts; within each district, a county has the option to participate with an EMS authority. Approximately 50 percent of the state(s) 82 counties presently participate in regional EMS programs. Counties not participating are left to provide services on an individual basis.

The four EMS districts and participating counties are as follows:

- North Mississippi EMS Authority (eight participating counties): Calhoun, Chickasaw, Itawamba, Lafayette, Lee, Pontotoc,

Tishomingo, and Union;

- Central Mississippi EMS District (17 participating counties): Attala, Choctaw, Claiborne, Clarke, Copiah, Holmes, Kemper, Lauderdale, Leake, Neshoba, Newton, Noxubee, Rankin, Scott, Warren, Winston, and Yazoo;
- Southeast Mississippi Air Ambulance District (ten participating counties): Covington, Forrest, Greene, Jefferson Davis, Lamar, Marion, Pearl River, Perry, Stone, and Walthall. This district is the oldest continuing publicly supported air ambulance system in the United States.
- Harrison and Jackson counties have each formed EMS districts focusing on EMS training.

Mississippi has three helicopter air ambulance services based within the state. The air ambulance helicopters are located at Forrest General Hospital in Hattiesburg, North Mississippi Medical Center in Tupelo, and University Medical Center in Jackson. In addition, six out-of-state air ambulance services are licensed to serve Mississippi: Hospital Wing Air Ambulance Service of Memphis, Tennessee; Air Evac Service of Jackson, Tennessee, Marianna, Arkansas, and Tuscumbia Alabama; Ochner(s) Flight Care of New Orleans, Louisiana; Acadian Air Med Services of Louisiana; and Air Evac and Critical Care Transport, both of Birmingham, Alabama. Acadian and Critical Care Transport also provide fixed-wing air ambulance services.

Mississippi has 91 licensed ambulance providers, including nine out-of-state providers: two in Alabama, two in Arkansas, two in Louisiana, and three in Tennessee. The Bureau of Emergency Medical Services reported 539 permitted vehicles in 2004: 522 ground units, 3 fixed wing, and 14 rotary wing units.

118.09 Mental Health

The Mississippi Department of Mental Health (MDMH) administers four state psychiatric hospitals, five residential centers for persons with mental retardation, community mental health and mental retardation services for children and adults, and a variety of alcohol and drug prevention and treatment programs. The MDMH also develops day-programs and caregiver training for individuals with Alzheimer(s) disease/other dementia and serves as the Designated State Agency (DSA) for the Mississippi Council on Developmental Disabilities. Through contracts and affiliations with the state's community mental health/mental retardation centers and other public and private agencies, the MDMH strives to ensure a continuum of community prevention, treatment, training, and support services. The MDMH offers a range of services to persons with mental retardation and developmental

disabilities through a variety of programs, including preschool programs, alternative living arrangements, work activity centers, and long-term residential care. In addition to the MDMH, 15 regional community mental health/mental retardation centers and their satellite facilities, as well as other nonprofit programs, provide a network of services throughout the state.

Mississippi has 12 hospital-affiliated and three freestanding facilities providing psychiatric care, with a total of 504 psychiatric beds for adults and 206 beds for children/adolescents (plus outstanding CONs for 56 additional adolescent beds). The state has 14 facilities offering chemical dependency services, with 303 beds for adults and 52 beds for children/adolescents. In addition, the state has six freestanding psychiatric residential treatment facilities, with a total of 268 licensed beds (an additional 120 beds have received CON approval), offering long-term care to emotionally disturbed children and adolescents who need restorative residential treatment services. Chapter IX provides additional detail regarding mental health services.

118.10 Third Party Reimbursement

Medicare, a federally-administered program, provides payments for hospital, physician, and other medical services for most persons 65 years of age and older and disabled persons entitled to Social Security cash benefits for 24 months. Medicare consists of two parts: compulsory hospitalization insurance (Part A) and voluntary supplemental medical insurance (Part B), which covers physician services and some medical services and supplies not covered by Part A.

Medicaid, another third party reimbursement program, provides health care services for eligible persons. The Mississippi Division of Medicaid, Office of the Governor, administers state appropriated funds and federal matching funds within the provisions of Title XIX of the Social Security Act, as amended, to provide medical assistance for needy Mississippians. Medicaid includes 12 mandatory services and 24 optional services. The mandatory services include: inpatient hospital services, other than institutions for mental disease; outpatient hospital; rural health and federally qualified health center clinic services; other laboratory and x-ray services; skilled nursing facility services for individuals age 21 and older; physician services, family planning services and supplies; EPSDT (Early and Periodic Screening, Diagnostic and Treatment) services, home health services for persons eligible for nursing facility services; nurse-midwife services to the extent allowed by state law; pediatric and family nurse practitioner services; medical and surgical dental services; and transportation services.

States may choose to offer optional services to the categorically needy only, to the categorically needy and the medically needy, or not at all. The following optional services may be offered: licensed practitioners'

services (e.g., podiatrists, psychologists, nurse anesthetists); private duty nursing; clinic services; dental services; physical therapy; occupational therapy; speech, hearing, and language therapy; prescribed drugs; prosthetic devices; eyeglasses; diagnostic services; screening services; preventive services; rehabilitative services; case management services; respiratory care services; tuberculosis-related services; inpatient hospital services to individuals aged 65 or older in an institution for mental disease; nursing facility services to individuals age 65 or older in an institution for mental disease; intermediate care facility for the mentally retarded (ICF/MR) services; inpatient psychiatric services for individuals under age 21; nursing facility services for individuals under age 21; hospice care services; and other medical services as approved by the Secretary (e.g., emergency hospital services, personal care services).

The U.S. Department of Defense operates the Civilian Health and Medical Program of the Uniformed Services (CHAMPUS), a part of the Tri-Care Program, which provides health insurance for covered medical care provided in civilian facilities to wives and children of active military personnel, retired military personnel and their dependents, and dependents of deceased personnel (unless eligible for Part A of Medicare). The program reimburses those unable to use government medical facilities because of distance, overcrowded facilities, or the absence of appropriate treatment at a military medical center.

The State Children(s) Health Insurance Program (CHIP), created by Congress in 1998 to provide health insurance coverage to low-income children not eligible for Medicaid, was implemented in two phases in Mississippi. Phase I provided Medicaid benefits to non-Medicaid children up to 100 percent of the Federal Poverty Level (FPL) who were born before September 30, 1983. Phase I expired October 1, 2002. Phase II is a separate health insurance program that covers non-Medicaid children up to 200 percent of the FPL. Currently, CHIP targets all children in the state under age 19 who are below 200 percent of the Federal Poverty Level, not eligible for Medicaid coverage, and have no other health coverage. The Division of Medicaid received a five-year, \$900,000 Robert Wood Johnson Covering Kids and Families grant to enhance outreach, enrollment, and retention efforts for CHIP.

Benefits under Phase II CHIP include all benefits under the high option of the State and School Employees Health Insurance Plan, as well as vision and hearing screening, eyeglasses, hearing aids, and dental care. There are no exclusions for pre-existing conditions. There are no premiums charged to eligible families and no cost sharing requirements (deductibles, co-payments) for preventive services, dental services, routine eye examinations, eyeglasses, or hearing aids. There is no cost sharing requirement for families below 150% of the FPL. Families with incomes above 150% of the FPL are responsible for minimal co-payments (\$5 for office visits and \$15 for emergency room visits).

118.11 Environmental Protection

The Mississippi Department of Environmental Quality (MDEQ) develops comprehensive programs for the prevention, control, and abatement of air and water pollution in the state and is responsible for conserving, protecting, and improving the air and water quality. The MDEQ also makes interest-free loans available to eligible local governments to partially fund the cost of necessary wastewater treatment projects.

The Mississippi Department of Health(s Bureau of Environmental Health protects the health and safety of the state's citizens through programs in food sanitation, milk sanitation, general sanitation, public water supply, boiler and pressure vessel safety, and radiological health. Chapter VII provides more information on MDH programs.

118.12 Related Areas

Many other related programs complement the health care services mentioned in this chapter. The following are some of the primary sources of health-related services in Mississippi:

- United States Department of Agriculture (USDA) - inspection and grading of meat and poultry;
- Mississippi Department of Human Services - food stamp program, child welfare and protection, eligibility determination for Medicaid, and coordination and funding of programs for the elderly;
- Mississippi State Department of Education - school lunch program, pupil transportation, health related services, and health and physical education;

Mississippi Department of Economic and Community Development - community health education and planning.

118.13 Allocation of Public Funds

Table V-1 presents the allocation of public funds for health and health-related services during Fiscal Year 2004. Where available, the table provides actual expenditures by the various agencies. The expenditures shown include some duplication, in that third party programs have reimbursed for services provided through institutions and organizations included in the table.

Table V-1
Mississippi's State Supported Health Care System
 FY 2004

Category	Federal Funds	State General Funds	Other Funds	Total
<u>Hospitals</u>				
University Medical Center - Consolidated	*	\$ 127,040,187	\$ 532,046,838	\$ 659,087,025
<u>Public Health</u>				
State Department of Health	\$ 101,620,105	\$ 29,772,200	\$ 81,745,547	\$ 213,137,852
<u>Social Welfare</u>				
Division of Medicaid	\$ 2,674,469,115	\$ 257,955,284	\$ 352,759,175	\$ 3,285,183,574
<u>Mental Health</u>				
Department of Mental Health - Consolidated	\$ 29,330,833	\$ 189,581,868	\$ 253,075,328	\$ 471,988,029
<u>Rehabilitation</u>				
Vocational Rehabilitation	\$ 34,219,587	\$ 5,134,280	\$ 5,827,805	\$ 45,181,672
Disability Determination	\$ 26,261,778	\$ 1,003,642	\$ 7,326,134	\$ 34,591,554
Vocational Rehabilitation for the Blind	\$ 7,214,384	\$ 1,144,855	\$ 768,092	\$ 9,127,331
Spinal Cord and Head Injury Program	\$ -	\$ -	\$ 4,895,503	\$ 4,895,503
Subtotal	\$ 67,695,749	\$ 7,282,777	\$ 18,818,134	\$ 93,796,060
<u>Public Education-Rehabilitative</u>				
School for the Blind and Deaf	\$ 576,261	\$ 9,705,321	\$ 575,183	\$ 10,856,765
<u>Environmental Protection</u>				
Department of Environmental Quality	\$ 37,795,002	\$ 12,350,192	\$ 40,888,734	\$ 91,033,928

*Federal funds not reported separately; these funds are included in Other Funds
 Source: State of Mississippi Proposed Budget for Fiscal Year July 1, 2005 to June 30, 2006. Actual expenditure for FY 2004

Chapter 06 Health Personnel

- 119 High quality health care services depend on the availability of competent health personnel in sufficient numbers to meet the population's needs. Mississippi is traditionally a medically underserved state, particularly in sparsely populated rural areas and areas containing large numbers of poor people, elderly people, and minorities. This chapter discusses the areas of greatest need for health care personnel, focusing on physicians, dentists, and nurses, and recommends actions to help increase the numbers of health personnel in underserved areas.

119.01 Physicians

The University of Mississippi Medical Center's School of Medicine has graduated 4,556 physicians, including 303 non-white physicians, since its first class in 1957. The school awarded 91 Doctor of Medicine degrees in school year 2003-2004. The class included six minorities, or 6.6 percent of the graduates.

Mississippi had 5,001 active medical doctors, 244 osteopaths, and 60 podiatrists licensed by the Board of Medical Licensure for FY 2005, for a total of 5,305 active licensed physicians practicing in the state. This number represents a decrease of 460 physicians, or more than 7.98 percent, from FY 2004. However, The Board revised its reporting policy, resulting in a decrease in the number of physicians by county in FY 2004. Previously, the Board reported physicians with a primary or a secondary practice location in Mississippi. Currently, the board reports only those physicians who indicate a primary practice location in Mississippi. Based on Mississippi's projected 2010 population of 3,118,171, the state has approximately one licensed physician for every 588 persons.

Approximately 15.9 percent of Mississippi's medical doctors cite the practitioner's office as their primary place of business; 21.9 percent cite clinics; 21.2 percent cite both hospitals and the practitioner's office, with no major setting determined; 17.5 percent cite hospitals; 5.7 percent cite schools of medicine; and the remainder cite federal health facilities, schools, public health, or other areas.

Approximately 2,149 (43 percent) of the state's active medical doctors are primary care physicians, representing a ratio of one primary care physician for every 1,451 persons, based on 2010 projected population. The primary care physicians included 704 family practitioners, 113 general practitioners, 678 internal medicine physicians, 308 obstetrical and gynecological physicians, and 346 pediatricians. Table VI-1 presents the total number of medical doctors in all specialties; Table VI-2 presents the number of physicians by sex, race, and age per primary care specialty; and Map VI-1 depicts the total number of primary care medical doctors by county.

Mississippi had 61 counties or portions of counties designated as health professional shortage areas for primary medical care for 2005. The United States Department of Health and Human Services defines a health professional shortage area (HPSA) as a geographic area encompassing 30 minutes travel time and containing at least 3,500 persons per primary care physician. Areas with 3,000 persons per primary care physician are also designated if the areas meet any one of the following three criteria: 1) more than 100 births per year per 1,000 women aged 15-44; 2) an infant mortality rate of more than 20 infant deaths per 1,000 live births; or 3) more than 20 percent of the population with incomes below the poverty level.

Degree-of-shortage designations reflect the ratio of population to the number of full-time equivalent primary care physicians and the presence or absence of unusually high needs for primary health care services as demonstrated by the three conditions listed in the previous paragraph.

119.02 Minority Physicians

Mississippi had 876 minority physicians licensed and practicing in the state in 2005: 387 black, 364 Asian, 17 Indian, and 108 of other races. Blacks comprised 7.3 percent of the total physicians and Asians 6.9 percent. Using a non-white population figure of 1,212,805 (38.9 percent of the total 2010 projected population); the state has one minority physician for every 1,384 non-white persons. Considering black physicians only, there is one black physician for every 3,133 non-white persons; 298 (or 77 percent) of the state's black physicians were primary care physicians.

The UMC School of Medicine has graduated a total of 303 non-white physicians, with six minorities included in the 2003-2004 graduating class. Mississippi needs additional minority physicians to meet the high need for medical services in rural Mississippi. This need is heightened by socioeconomic factors such as education, income, and housing conditions. All of these factors affect health status.

119.03 Osteopaths

Mississippi had 243 active osteopaths licensed for FY 2005, distributed as follows: 100 in family practice; 38 in emergency medicine; 11 in general practice; 7 in anesthesiology, 26 in internal medicine, 9 in pediatrics, 12 in obstetrics and gynecology, and 40 in various other specialties.

Table VI-1
Medical Doctors by Specialty
 FY 2004

Adolescent Medicine	2	Neonatal & Perinatal Medicine	10	Psychiatry, Addiction	4
Aerospace Medicine	3	Neonatology	5	Psychiatry, Child & Adolescent	22
Allergy & Immunology	18	Nephrology	49	Public Health & General	
Anesthesiology	249	Neurology	84	Preventive Medicine	15
		Neurology & Psychiatry	9	Pulmonary Disease	13
Blood Banking / Transfusion Medicine	3	Neuropathology	2	Pulmonary Medicine	35
Cardiac Electrophysiology	8	Neuroradiology	3	Radiation Oncology	23
Cardiology	52	Nuclear Medicine	2	Radiation Therapy	4
Cardiovascular Disease	82	Obstetrics & Gynecology	308	Radiology	75
Clinical Genetics (M.D.)	1	Occupational Medicine	9	Radiology, Diagnostic	146
Critical Care Medicine	4	Oncology	11	Radiology, Vascular & Interventional	14
		Ophthalmology	150	Rehabilitation Medicine	1
Dermatology	49	Otolaryngology	48	Rheumatology	27
Dermatopathology	2	Otolaryngology / Neurotology	1	Roentgenology	2
		Otorhinolaryngology	50	Roentgenology, Diagnostic	8
Emergency Medicine	247			Sports Medicine	1
Endocrinology	3	Pain Management	12	Surgery	24
Endocrinology, Diabetes, & Metabolism	18	Pathology, Anatomic	11	Surgery, Facial Plastic	2
		Pathology, Anatomic & Lab Medicine	6	Surgery, General	200
Endocrinology, Reproductive	2	Pathology, Anatomic / Clinical	111	Surgery, General / Vascular	23
Family Practice	704	Pathology, Clinical	2	Surgery, Hand	2
		Pathology, Forensic	1	Surgery, Neurological	52
Gastroenterology	79	Pediatric Cardiology	5	Surgery, OB / GYN	6
General Practice	113	Pediatric Critical Care Medicine	2	Surgery, Orthopaedic	179
		Pediatric Emergency Medicine	1	Surgery, Otorhinolaryngology & Facial Plastic	9
Geriatric Medicine	5	Pediatric Endocrinology	1	Surgery, Pediatric	4
Gynecologic Oncology	3	Pediatric Gastroenterology	1	Surgery, Plastic	5
		Pediatric Hematology / Oncology	2	Surgery, Plastic & Reconstructive	45
Hematology	1	Pediatric Neurology	4	Surgery, Thoracic	9
Hematology & Oncology	15	Pediatric Otolaryngology	1	Surgery, Thoracic / Cardiovascular	34
		Pediatric Pulmonology	2	Surgery, Urological	35
Infectious Diseases	20	Pediatric Radiology	1	Undersea Medicine	1
Internal Medicine	678	Pediatric Sports Medicine	1	Urology	62
		Pediatrics	325		
Laboratory Medicine	1	Physical Medicine & Rehab	18		
		Preventive / Aerospace Medicine	1	Other & Unknown	45
Maternal & Fetal Medicine	1	Preventive / Occupational - Environmental Medicine	1		
Medical Genetics	3	Preventive Medicine / Occupational Medicine	1		
Medical Oncology	28	Psychiatry	229	Total	5,001

Source: State Board of Medical Licensure

Table VI-2
**Medical Doctors in Mississippi – Federal and Nonfederal
 Specialty by Sex, Race, and Age**
 FY 2004

	Family Practice	General Practice	Internal Medicine	OB/GYN*	Pediatrics**	Other	Unknown	Total
Total	704	113	678	308	346	2,835	17	5,001
Sex								
Male	572	102	536	244	186	2,442	12	4,094
Female	132	11	142	64	160	393	5	907
Race								
White	590	93	453	257	261	2,461	10	4,125
Black	80	14	97	41	37	118	0	387
Indian	2	1	2	0	2	9	1	17
Asian	27	5	97	6	40	187	2	364
Other	5	0	29	4	6	60	4	108
Age								
Under 30	10	0	17	3	10	27	6	73
30 - 34	71	4	97	39	48	243	5	507
35 - 39	95	2	129	41	59	358	2	686
40 - 44	93	2	125	38	57	445	0	760
45 - 49	111	8	110	52	51	439	3	774
50 - 54	101	20	84	36	35	392	1	669
55 - 59	64	12	38	32	34	337	0	517
60 - 64	43	12	22	28	19	235	0	359
65 - 69	40	16	23	14	17	177	0	287
=70	76	37	33	25	16	182	0	369

VI-4

*OB/GYN includes Gynecologic Oncology, Obstetrics, and Gynecology.

**Pediatrics includes Pediatrics, Pediatric Allergy, Pediatric Cardiology, Pediatric Critical Care Medicine, Pediatric Emergency Medicine, Pediatric Endocrinology, Pediatric Hematology – Oncology, Pediatric Nephrology, Pediatric Infectious Disease, Pediatric Gastroenterology, Pediatric Intensive Care, Pediatric Neurology, Pediatric Otolaryngology, Pediatric Pathology, Pediatric Psychiatry, Pediatric Pulmonology, Pediatric Radiology, Pediatric Rheumatology, and Pediatric Sports Medicine.

Source: Mississippi State Board of Medical

119.04 Dentists

Numerically, dentistry represents the fourth largest health profession, following nursing, medicine, and pharmacy. The Mississippi State Board of Dental Examiners reported 1,405 licensed (1,197 (active) and 208 (inactive) dentists in the state for 2005, with 42 new dentists licensed during 2004. Based on Mississippi's 2010 projected population of 3,118,171, the state has one active dentist for every 2,605 persons.

The more populated areas of Mississippi are sufficiently supplied with dentists; however, many rural areas still face tremendous shortages, particularly in dentists who specialize in treating periodontal disease. A statewide assessment of dental needs conducted in FY 2003-2004 by the MDH Office of Primary Care and the MDH state dental director determining that 60 Mississippi counties qualify as health professional shortage areas for dental care, a substantial increase from the 38 counties previously designated. Letters requesting this designation were sent to the HRSA Office of Workforce Analysis in December 2004; as of June 2005, the new designations were still awaiting approval.

Mississippi's two major population centers contain the most active dentists. The Jackson area had a total of 316 active dentists in 2005, with 171 in Hinds County, 74 in Rankin County, and 71 in Madison County. The Gulf Coast region had the second largest count at 149, with 90 in Harrison County, 49 in Jackson County, and ten in Hancock County. Combined, these two metropolitan areas contained 39 percent of the state's total supply of active dentists.

On the opposite end of the spectrum, six counties (Carroll, Franklin, Greene, Kemper, Quitman, and Webster) had only one active dentist each and six counties (Amite, Benton, Humphreys, Issaquena, Jefferson, and Sharkey) had no active dentist. Map VI-2 presents the number of dentists per county and indicates the number of out-of-state, active, licensed dentists who have primary offices in the state.

The increase in the number of dentists in the state has stabilized since 1988. Both the Mississippi Dental Association and the University of Mississippi School of Dentistry closely monitor the supply and demand for dentists.

The University of Mississippi School of Dentistry has awarded 763 Doctor of Dental Medicine degrees since graduating its first class in 1979, with 31 graduates in the school year 2003-2004. The School of Dentistry maintains 120 students overall, more or less equally divided among its four-year educational program.

The School of Dentistry accepts six residents each year in a general practice residency and six residents in an advanced education in general dentistry residency, for a total of 12 residents. Both residencies are one-

year post-doctoral programs. The residency program began in July 1993 with only three residents.

119.05 Nonwhite Dentists

A total of 67 non-white dentists have graduated from the UMC School of Dentistry, or 8.8 percent of its total graduates. The class of 2003-2004 included two non-white members.

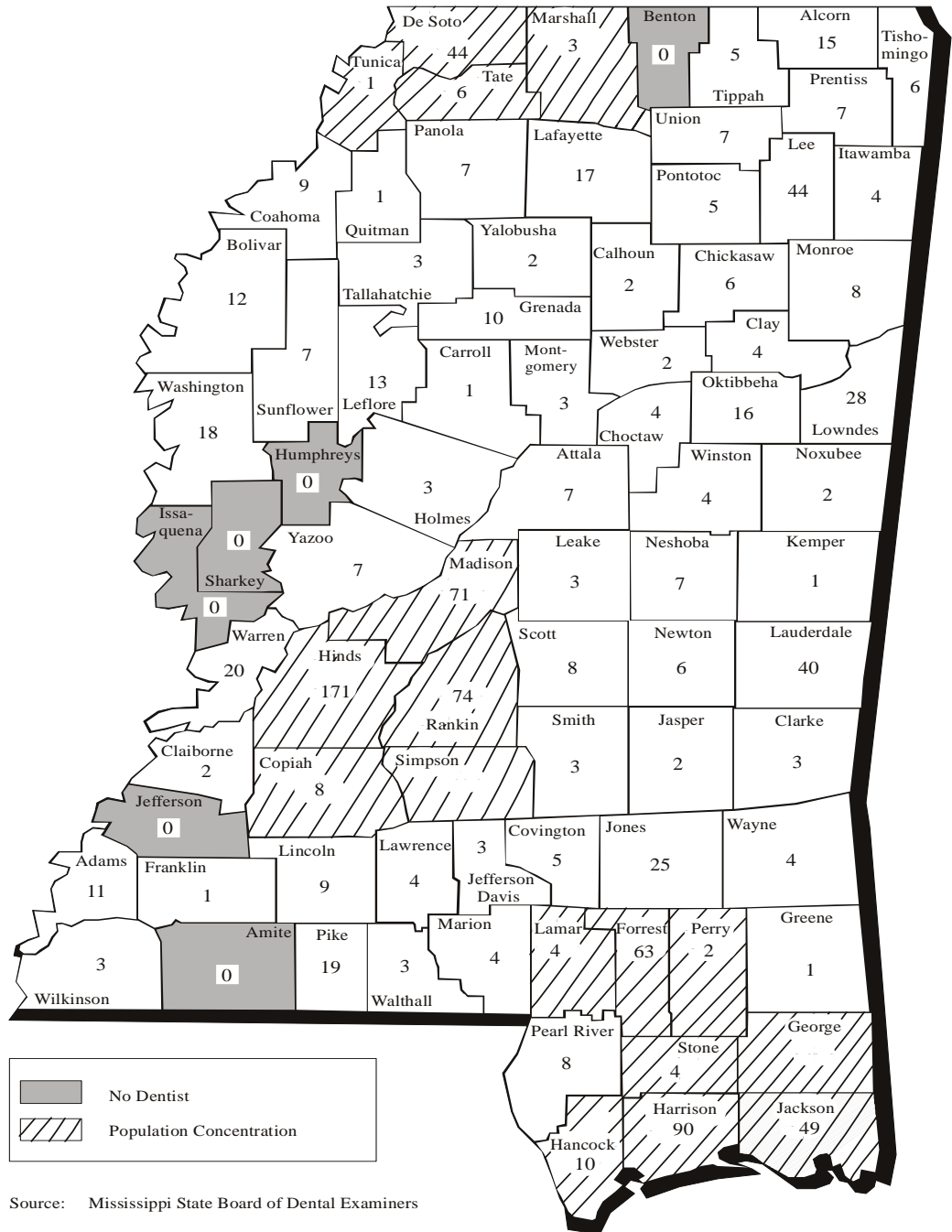
119.06 Dental Hygiene Personnel

Registered dental hygienists are licensed oral health care professionals whose preventative services limit the extent of cavities and periodontal (gum) disease. They provide oral health care to patients by scaling and polishing teeth; charting oral conditions; taking and processing x-rays; applying preventive topical fluorides and sealants; and providing advice and instruction concerning oral health. Dental hygienists work as clinical practitioners, educators, researchers, administrators, managers, preventative program developers, and consultants. Registered (licensed) dental hygienists practice according to the requirements of individual state dental practice acts.

Dental hygienists are the primary allied dental personnel in Mississippi. The Mississippi State [p2]Board of Dental Examiners reported 1,137 licensed dental hygienists (928 active and 209 inactive) in Mississippi in 2005, with 74 new licenses issued during 2004.

Mississippi has five schools of dental hygiene: the School of Health Related Professions at UMC in Jackson, Mississippi Delta Community College in Moorhead, Meridian Community College in Meridian, Northeast Mississippi Community College in Booneville, and the Forrest County Center of Pearl River Community College in Hattiesburg. The schools reported a total enrollment of 80 first-year students and 81 second-year students in 2004-2005. Eight one students graduated in 2004.

Map VI - 2 Active Dentists by County 2005



Source: Mississippi State Board of Dental Examiners

119.07 Nurses

Members of the nursing profession represent the largest single contingent of professional health care providers in the state. In fact, nurses in Mississippi outnumber all other health professionals combined. The Mississippi Board of Nursing regulates 47,148 licensed nurses to practice in FY 2004, in addition to those practicing in this state under a privilege to practice pursuant to compact licensure in another state.

119.08 Registered Nurses

The Board reported 34,724 registered nurses (RNs) in Mississippi for FY 2004. Of this number, 24,638 (71 percent) were employed full time in nursing careers; 4,125 (12 percent) were employed part-time in nursing careers; 613 (two percent) were employed in non-nursing careers; 3,906 (11 percent) were unemployed; and 1,442 (four percent) held inactive status. Of the 28,763 RNs employed full-time or part-time in nursing, 18,632 (65 percent) were employed in hospitals; 1,462 (5.1 percent) in nursing homes; 1,856 (6.5 percent) in physicians' offices; 2,431 (8.4 percent) in community, public, or home health; 604 (2.1 percent) in schools of nursing; 530 (1.8 percent) in schools; and 3,248 (11.3 percent) in other nursing careers. Of the total number of RNs, 91 percent were female and nine percent male; 84 percent were Caucasian, 14 percent African-American, and two percent other.

119.09 Nurse Practitioner

Nurse Practitioner includes any person licensed to practice nursing in Mississippi and certified by the Board of Nursing to practice in an expanded role as a nurse practitioner. For FY 2004, there were 1,562 RNs certified for expanded role nursing as nurse practitioners in the following specialties: Acute Care Nurse Practitioner - 29; Adult Nurse Practitioner - 41; Adult Psychiatric/Mental Health Nurse Practitioner - 18; Certified Nurse Midwife - 28; Certified Registered Nurse Anesthetist - 491; Family Nurse Practitioner - 830; Family Planning Nurse Practitioner - 6; Family Psychiatric/Mental Health Nurse Practitioner - 11; Gerontological Nurse Practitioner - 7; Neonatal Nurse Practitioner - 29; Obstetrics/Gynecology Nurse Practitioner - 15; Pediatric Nurse Practitioner - 27; and Women's Health Care Nurse Practitioner - 30. Nurse practitioners by highest degree are as follows: 66 diploma; 71 associate; 63 baccalaureate non-nursing; 255 baccalaureate nursing; 96 master's non-nursing; 976 masters nursing; and 35 doctorates.

119.10 Licensed Practical Nurses

The Board of Nursing reported 12,424 licensed practical nurses (LPNs) in Mississippi for FY 2004. Of this number, 8,780 (70.7 percent) were employed full-time in nursing careers; 1,402 (11.3 percent) were employed part-time in nursing careers; 333 (2.7 percent) were employed in non-nursing careers; 1,262 (10.1 percent) were unemployed; and 647 (5.2 percent) held inactive license.

Of the 10,182 LPNs employed full-time or part-time in nursing, 3,267 (32.1 percent) were employed in hospitals; 3,322 (32.6 percent) in nursing homes; 553 (5.4 percent) in community, public, or home health; 1,701 (16.7 percent) in physicians' offices; 334 (3.3 percent) in private duty; and 1,005 (ten percent) in other nursing careers. Of the total number of LPNs, 96 percent were female and four percent male; 64 percent Caucasian, 35 percent African-American, and one percent other.

There were 1,957 LPNs certified for an expanded role in intravenous therapy, 122 LPNs certified in an expanded role in hemodialysis, and 21 LPNs certified in both roles.

119.11 Nursing Assistants/Aides

The Department of Health(s Bureau of Health Facility Licensure and Certification regulates the Nurse Aide Training and Competency Evaluation Programs (NATCEPs). The Program certifies nurse aides to work in long-term care nursing facilities or distinct part/skilled nursing facilities in acute care hospitals that participate in the Medicare/Medicaid programs, as mandated by the Omnibus Budget Reconciliation Act (OBRA) of 1987. The Bureau develops requirements for approval of nurse aide training programs, conducts onsite inspections of nurse aide training programs, posts adverse findings against errant nurse aides in the Mississippi Nurse Aide Registry, and oversees the maintenance and content of the Registry.

As of December 31, 2004, Mississippi had 16,654 active Certified Nurse Aides on the Registry. A total of 3,508 nurses aides were certified during 2004. These numbers do not reflect the nurse aides that work in sites other than skilled nursing facilities and distinct part skilled nursing sections of certain rural hospitals. To be classified as a certified nurse aide, an individual must successfully complete a state approved nurse aide training program and pass a competency evaluation that includes written, oral, and clinical skill examinations.

119.12 Nursing Education

In Fall 2004, the Mississippi Institutions of Higher Learning(s nursing education programs enrolled 4,307 students, a 0.4 percent increase from the 2003 enrollment of 4,288. Mississippi has 22 undergraduate and six

graduate nursing education programs, preparing a variety of professional nurse specialists for teaching fields, administration, or clinical practice. The University Medical Center and the University of Southern Mississippi collaboratively offer a Ph.D. degree in Nursing.

Undergraduate nursing education includes 15 associate degree programs, which are located in 13 community or junior colleges and two public universities. These programs enrolled a total of 2,923 students in Fall 2004 (68 percent of the 4,307 students involved in nursing school). Undergraduate education also includes seven baccalaureate degree programs in five public universities and two private colleges. A total of 1,040 students participated in these programs for Fall 2004 (24 percent of all nursing students).

Mississippi offers six master's degree nursing programs in five public universities and one private college. These programs reported a total enrollment of 344 students in Fall 2004 (eight percent of all nursing students).

During FY 2004, 1,263 applicants for licensure by examination were licensed as registered nurses in Mississippi. Of the 1,263 registered nurses licensed by examination, 1,094 passed on the first attempt. In FY 2004, 2,257 Mississippi registered Nursing School graduates applied for licensure by examination throughout the United States; 1,923, or 85 percent, passed the licensure examination on the first attempt.

Employed Mississippi's registered nurses by degree in FY 2004 included 2,036 with diplomas; 14,955 with associate degrees; 972 with baccalaureate non-nursing degrees; 7,972 with baccalaureate nursing degrees; 572 with master's non-nursing degrees; 2,072 with master's nursing degrees; and 184 with doctorate degrees, according to the Mississippi Board of Nursing.

119.13 Other Health Related Professionals

This section summarizes the status of health professional manpower in Mississippi in other specific categories.

119.14 Podiatrists

Foot care services are provided primarily by podiatrists, orthopedic surgeons, and general and family practice physicians. Podiatrists devote most of their practice to the treatment of soft tissue complaints and flat foot.

Mississippi licensed 60 active, instate podiatrists for 2005. This number includes 42 general practitioners, 14 foot surgeons, three foot orthopedists, and one other or unknown. Age distribution included 15 aged 30-39, 28 aged 40-49, eight aged 50-59, and nine aged 60 or over.

Racial make-up was 38 white, 19 black, one Asian, and two of other race. Sex distribution was 49 males and 11 females.

Because most rural areas do not have a podiatrist, primary care physicians provide the majority of foot care. Under the formula for designation of podiatric care shortage areas, primary care physicians are estimated to spend two percent and orthopedic surgeons 15 percent of their time treating patients needing general foot care.

119.15 Chiropractors

The practice of chiropractic involves the analysis of any interference with normal nerve transmission and expression and the procedure preparatory and complementary to the correction thereof, by adjustment and/or manipulation of the articulations of the vertebral column and its immediate articulations for the restoration and maintenance of health without the use of drugs or surgery. Chiropractors are licensed to use x-rays and therapeutic modalities.

The Mississippi State Board of Chiropractic Examiners reported 257 practicing chiropractors in the state during 2005. Chiropractors were located in 50 of Mississippi's 82 counties. The highest number of chiropractors was located in the following counties: 31 in Harrison; 22 in Hinds; 20 in Jackson; 15 in DeSoto; and 14 in Lee.

119.16 Psychiatrists and Psychologists

As reported in Table VI-1, 255 licensed physicians practiced psychiatry in Mississippi during FY 2004. The Jackson metropolitan area contained 46.3 percent of the psychiatrists, with 77 in Hinds County, 27 in Rankin, and 14 in Madison. Harrison County had 29 psychiatrists; Lauderdale County had 14; and Forrest County had 15.

The Mississippi Board of Psychology reported 383 licensed psychologists in the state for 2005. Only individuals with doctorate degrees are eligible for licensure in Mississippi. As with psychiatrists, the majority of psychologists practice in the Jackson area or on the Coast. Smaller concentrations practice in DeSoto, Forrest, and Lafayette counties, with the remainder scattered throughout the state. The actual number of licensed psychologists providing clinical services to the public is reduced when those filling administrative or teaching positions are subtracted from the total. A substantial portion of the state receives insufficient psychological services, particularly the rural areas.

119.17 Licensed Professional Counselors

The Mississippi State Board of Examiners for Licensed Professional Counselors was established in 1985 to regulate the activities of individuals rendering services to the public under the title of "Licensed Professional Counselor" (LPC). Mississippi Licensed Professional

Counselors are highly trained to do assessment, diagnosis and treatment of mental disorders. They provide an array of services including psychotherapy; marriage and family therapy; vocational, educational, rehabilitation counseling; and, consultation. *They practice in both the private (170) and public sectors; in university (102) and school (118) settings; community mental health centers (196); state facilities (73); hospitals (76); and, other settings such as rehabilitation programs, churches, probation programs, correctional facilities and industries (133). (*Numerical counts as of April 2006)

The Board of Examiners for Licensed Professional Counselors reported 772 counselors in Mississippi in April 2006 and an additional 96 out-of-state residents with a Mississippi license. The Board granted 45 new licenses so far during the 2006 fiscal year. Currently, licensed professional counselors reside in approximately 90% of Mississippi counties.

119.18 Optometrists

The Mississippi State Board of Optometry reported 298 optometrists licensed in Mississippi for 2005, with 255 of those certified to use diagnostic and therapeutic agents. Effective July 1, 2005, Mississippi optometrists will be authorized to prescribe oral medications in the treatment of ocular disease. Under new regulations requiring standardization of licensure, all optometrists will be certified to use diagnostic and therapeutic agents by December 2006. The Board conducts two licensure examinations each year, on the second Saturday of January and of July. Although every county does not have a resident optometrist, many optometrists operate branch offices in adjoining counties.

119.19 Pharmacists

The State Board of Pharmacy reported approximately 2,659 licensed pharmacists in the state during 2004, with an additional 979 pharmacists licensed in Mississippi but living in other states. The Board issued a total of 132 pharmacist licenses during 2004 (88 issued by examination and 44 by reciprocity). The University of Mississippi School of Pharmacy, located on the Oxford campus, offers a six-year pharmacy program. The curriculum includes two years of pre-professional and four years of professional studies. The school graduated 82 students in 2004 with a Doctor of Pharmacy degree.

119.20 Veterinarians

The Mississippi Board of Veterinary Medicine listed 982 licensed veterinarians in Mississippi in January 2005, with approximately 844 in full-time active practice, and 47 in part-time practice. The Board reports that no licensed veterinarians reside in Benton, Choctaw, Greene,

Issaquena, Quitman, or Tunica counties, but these counties have adequate access to veterinary services from veterinarians residing in adjacent counties in Mississippi and neighboring states. Mississippi State University, College of Veterinary Medicine, has graduated 932 veterinarians since its first class in 1981. The College will accept 72 new candidates as of August 2005.

119.21 Physician Assistants

Physician Assistants (PA) are educated in the medical model to provide diagnostic, therapeutic, and preventive health care services with physician supervision. Physician Assistants work with physicians as part of a team in every medical and surgical specialty in every practice setting. Under the Physician Assistant Licensure Act, the State Board of Medical Licensure regulates the practice of PAs to include scope of practice, level of supervision, discipline, and other issues relevant to PA practice. PAs must pass a national certifying test and retest every six years. The Mississippi State Board of Medical Licensure issued 11 initial Physician Assistants licenses for the year 2005. Mississippi has a total of 53 physician assistants currently licensed in the state, approximately 37 of which practice in Mississippi as federal employees.

119.22 Allied Health Personnel

Allied health professionals render service in every aspect of health care delivery (emergency services, patient evaluation, treatment, therapy, testing, fabrication and fitting of medical devices, record maintenance, acute care, long-term care, and rehabilitation. This group of occupations exhibits wide variations in degree of responsibility, training, professional organization, regulation, employment settings, and characteristics of workers. Allied health personnel include technologists, therapists, and others who perform relatively high-level health care functions; technicians and assistants whose duties vary in complexity; and aides who perform routine supportive services. The scope of allied health education is similarly broad, ranging from limited post-secondary training to post-doctoral study.

For many occupations, responsibilities vary widely among employment settings and institutions. Other occupations are relatively new, and functions are still evolving. All of this diversity contributes to difficulty in developing reliable estimates of supply and demand for allied health personnel. This section discusses allied health occupations, training programs, and distribution throughout the state to the extent that information is available.

119.23 Physical Therapy Practitioners

Physical therapy (PT) practitioners provide preventive, diagnostic, and rehabilitative services to restore function or prevent disability from

disease, trauma, injury, loss of a limb, or lack of use of a body part to individuals of all ages. Physical therapy practitioners also provide health care information to enhance function and to prevent disability and pain. Physical therapy is used to treat neurological disorders, nerve or muscular injuries, chest conditions, amputations, fractures, burns, arthritis, and many other conditions.

In addition to treating and assessing the progress of patients, PT personnel work closely with other members of the health care team and instruct caregivers in treatment to be continued in the home. PT practitioners provide services in hospitals, outpatient clinics, home health agencies, schools, and a variety of other settings. Practice patterns vary with employment settings.

Two categories of practitioners exist: physical therapist and physical therapist assistants. A small number of Mississippi physical therapists have attained board-certified status in specific practice areas through advanced study/practice and successful completion of national certification examinations. Presently, access to physical therapy services is limited by an insurance requirement and licensure law that states patients must be referred by another health care practitioner for continued treatment.

The Mississippi State Board of Physical Therapy reported 1,365 licensed physical therapists in Mississippi as of March 2005. Nine percent of the Mississippi resident physical therapy practitioners live in Hinds County, six percent in Harrison County, and eight percent in Madison County, for a total of 23 percent in three counties. Mississippi ranks 39th in the United States for the ratio of therapists per 100,000 population. The Board also reported 555 licensed physical therapist assistants, with 440 practicing in the state.

UMC provides Mississippi's only entry level educational program for physical therapists, a two-year Master of Physical Therapy program. The physical therapy program has graduated 1,058 therapists since initiation of the program in 1973, and 34 will receive degrees in May 2005. In 2006, there will be one more class graduating with a Masters Degree in Physical Therapy. Beginning in the summer of 2005, the Physical Therapy entry-level program will become a three-year Doctor of Physical Therapy (DPT) program.

Hinds Community College, Itawamba Community College, Meridian Community College, and Pearl River Community College offer educational programs leading to associate degrees as a physical therapist assistant. In 2004 Itawamba graduated 11 PTAs, Pearl River seven, Hinds seven, and Meridian seven. Presently, there is a need to only maintain existing programs. The U.S. Department of Labor projects a 21-35 percent increase in employment through 2010. Demand for physical therapy practitioners should continue as the number of

individuals with disabilities or limited functions increases due to an aging population and medical development.

119.24 Speech Pathologists and Audiologists

The disciplines of speech-language pathology and audiology focus on disorders in the production, reception, and perception of speech and language. Although both provide specialized assistance to persons with communication problems, speech-language pathologists are primarily concerned with speech, language, and voice disorders, while audiologists concentrate on hearing problems.

The MDH reported 861 speech-language pathologists and 131 audiologists licensed in Mississippi as of February 2005, with 793 of the speech-language pathologists and 112 of the audiologists residing in the state.

119.25 Occupational Therapists

Occupational therapy is a health and rehabilitation profession that serves people of all ages who are physically, psychologically, or developmentally disabled. These health professionals work closely with other members of the rehabilitation health care team. Their functions range from diagnosis to treatment, including the design and construction of various special and self-help devices. OTs direct their patients in activities designed to help them learn skills necessary to perform daily tasks, diminish or correct pathology, and promote and maintain health. There are two levels of personnel: occupational therapists and occupational therapy assistants.

Therapists work in many different settings, including rehabilitative and psychiatric hospitals, school systems, nursing homes, and home health agencies. The nature of their work varies according to the setting. There are a number of recognized specialty areas, which have national examinations and certification.

The MDH reported 663 licensed occupational therapists and 209 certified occupational therapy assistants on its Mississippi roster as of February 2005, with 557 of the OTs and 179 of the OTAs residing in the state.

The School of Health Related Professions at UMC offers the only school of occupational therapy in the state. It is a master's entry level that consists of a three-year senior college program, following two years of prerequisite course work at either a community college or a four-year senior college. The master's level program was initiated in May 2003. The first masters-level class will graduate in 2006. The school has graduated 332 therapists since beginning its first class in May 1989. The master's program received more than 55 applications for a maximum of

32 available slots to begin class in the summer of 2004. The program expects to graduate 25 students in 2006.

Pearl River Community College has developed an OTA program which expects to graduate 18 OTAs in May of 2005. Future classes are expected to contain a maximum of 20 students. Holmes Community College expects to graduate eight OTA candidates in May 2005, and also has a maximum class size of 20 students.

The U.S. Department of Labor, Bureau of Statistics, Occupational Outlook Handbook projects that the occupational therapy profession will increase faster than average, especially as the rapid growth of the number of middle-aged and elder individuals increases the demand for therapeutic services. This growth is projected to continue through 2012. As there is an expansion of the school-age population, there will also be an expansion of services for disabled students, resulting in an employment growth in the school systems.

119.26 Emergency Medical Personnel

The training of emergency medical personnel includes ambulance drivers and emergency medical technicians (EMTs). Mississippi requires all ambulance drivers to have EMS driver certification (EMS-D). To qualify, an individual must complete an approved driver training program that involves driving tasks, vehicle dynamics, vehicle preventative maintenance, driver perception, night driving, and information on different driving maneuvers. This training offers both academic and clinical (practical hands on) experiences for the prospective ambulance driver.

EMT training involves EMT-Basic (EMT-B), EMT-Intermediate (EMT-I), and EMT-Paramedic (EMT-P). In accordance with federal Department of Transportation standards, EMT-B training includes basic life support, airway, breathing, Automated External Defibrillators (AED), circulation procedures, and assistance to patients with a limited number of drugs.

The EMT-I and EMT-P receive training in basic and advanced life support, also in accordance with federal Department of Transportation standards. Advanced life support involves basic life support plus definitive therapy. The emergency physician, the EMT-I, and the EMT-P constitute the advanced life support team. This team assesses and aggressively treats life-threatening conditions using advanced airway maneuvers, invasive procedures, cardiac monitors, drugs, defibrillation, intravenous fluids, and other adjuncts.

The EMT-I performs the same basic responsibilities as an EMT-B. In addition, the EMT-I uses adjunctive equipment to sustain life, such as

intravenous therapy, airway management, and defibrillation.

The EMT-P must master a variety of complex skills that are not practiced by the basic level emergency medical technician, such as intravenous cannulation, endotracheal intubation (airway management), recognition and management of cardiac dysrhythmia, and administration of drugs and intravenous fluids. Many of these procedures can be very hazardous if performed by poorly trained persons; thus the paramedic must take responsibility for continuing competence and maintaining proficiency in those skills necessary to sustain life and prevent injury.

The MDH certified the following personnel in 2004:

- Emergency Medical Technician (Basic 1,841
- Emergency Medical Technician (Intermediate 88
- Emergency Medical Technician (Paramedic 1,171

The Legislature authorized the MDH Bureau of Emergency Medical Services (BEMS) to certify Mississippi(s medical first responders beginning July 1, 2004. Since that time, BEMS has certified 86 medical first responders.

119.27 Social Workers

Social workers practice and serve as an integral part of a complex and multidisciplinary health care system. The field of social work provides a network of services to all age groups, with a range of needs, in the form of diagnosis, treatment, rehabilitation, maintenance, and prevention in a variety of settings, including hospitals, nursing homes, clinics, hospices, and public health programs.

The Mississippi State Board of Examiners for Social Workers and Marriage and Family Therapists reported 4,012 licensed social workers during FY 2005. Three categories of licensure exist for social workers: Licensed Social Worker (LSW) for those individuals at the baccalaureate level, Licensed Masters Social Worker (LMSW) for those individuals who practice at the master(s level, and Licensed Certified Social Worker (LCSW) for those individuals who have fulfilled the requirements for LMSW and completed a two-year requirement for post-master(s professional supervision.

The Board reported 569 LCSWs, 647 LMSWs, and 2,385 LSWs in Mississippi in FY 2005. The highest number of master level social workers reside in three counties: Hinds (107 LCSWs/123 LMSWs; Forrest (35 LCSWs/58 LMSWs; and Harrison (74LCSWs/80MSWs. Approximately 38 percent of LCSWs and 40 percent of LMSWs reside in these three counties.

This maldistribution of master(s) level social workers often causes problems in some counties where no master(s) level social workers are available for the supervision of baccalaureate level social workers, as is required for reimbursement by most health care payors.

119.28 Certified Medical Technologists

The American Society of Clinical Pathologists (ASCP) is the major certifying agency for medical technologists in Mississippi. Candidates may also obtain certification through the National Credentialing Agency for Laboratory Personnel (NCA). The total number certified by these two agencies is unknown; however, UMC is currently performing a workforce study to determine the actual number of CLS/MTS and CLT/MLTs certified in Mississippi.

The National Center for Health Workforce Analysis reported that Mississippi has 1,690 CLS/MTs and 1,370 CLT/MLTs employed within the state. In the past, MTs were not required to renew their registry each year; therefore, the state likely had a larger number of these professionals in practice than was reported. Beginning in 2004, the ASCP Board of Registrars requires all certificates to participate in a Certification Maintenance Program in order to maintain their ASCP certification, similar to NCA's current program. This new requirement will apply only to those who sit for the exam after January 1, 2004. For technologists certified before January 1, 2004, participation in the program remains voluntary.

Mississippi has two university-based schools for clinical laboratory scientists/medical technologists and two hospital-based programs. The University of Mississippi Medical Center's (UMC) program resides in the Department of Clinical Laboratory Sciences and its graduates receive a bachelor of science degree in clinical laboratory sciences. Students complete two years of academic preparation at any accredited institution of higher learning and then two years of upper division study at the Medical Center campus in Jackson. The undergraduate program also offers an expanded curriculum that allows students to specialize in the areas of molecular diagnostics, laboratory information systems, or laboratory management. UMC also offers a masters and a doctorate degree in clinical health sciences, with a specialty tract in clinical laboratory sciences. This program is designed to prepare graduate level educators and managers for positions in universities and the clinical laboratory. The Department of Clinical Laboratory Science at UMC expects to graduate 15 senior students in May 2005. For the 2005-2006 academic year, UMC expects 20 junior and 11 senior students. In the fall of 2005, UMC will implement two new programs: a new online advanced standing program for the CLT to upgrade to CLS and a post-baccalaureate certification program to qualify people to become certified as molecular biologists.

The University of Southern Mississippi (USM) offers a "modified two-plus-two program," in which students complete three years of study before entering the medical technology practicum. Students may complete the first two years of the curriculum at a community college or another senior college. The program has a process for articulation with accredited Medical Laboratory Technician (MLT) programs which provide career mobility for the associate degree-level technician. Once enrolled in the practicum, which is the senior year, students receive two semesters of study on the USM campus and then complete a 24-week clinical rotation at an affiliated hospital, which include Forrest General Hospital in Hattiesburg, Gulf Coast Medical Center in Biloxi, Memorial Hospital at Gulfport, and Singing River Hospital in Pascagoula. A Bachelor of Science (BS) degree is awarded upon completion of the program. The total number of majors is approximately 105. Eleven students were graduated in 2004 and 13 are expected to graduate in 2005. The program experienced 100 percent placement for the last three years.

USM also offers two programs leading to the Master's degree in Medical Technology. One program is for individuals who possess certification as a medical technologist from a recognized national certifying agency, and the second program is for individuals who do not hold certification. The second program includes a medical technology practicum that allows the individual to become eligible to sit for a certification examination. Both the thesis and non-thesis options are available.

Mississippi's two hospital-based medical technology programs are located at North Mississippi Medical Center in Tupelo and Mississippi Baptist Medical Center in Jackson. In these programs, "three + one" students obtain three years of academic preparation at an institution of higher learning that has an affiliation agreement with the hospital program; then the students complete one year of clinical training in the respective hospital. These students receive a Bachelor of Science degree in medical technology from the university they attend. "Four + one" students complete a bachelor of science degree at any university, then complete one year of clinical training in the hospital with a certificate in medical technology. These programs graduated 12 students in 2004, expect to graduate 11 in 2005, and enroll 12 for the 2005-2006 term. Both programs experienced the lowest number of qualified medical technology applicants in 25 years.

Seven community colleges in the state offer two-year medical laboratory technician programs: Copiah-Lincoln, Gulf Coast, Hinds, Meridian, Mississippi Delta, Northeast, and Pearl River. The ASCP Board of Registry reports approximately 667 MLTs registered in Mississippi for 2004.

119.29 Certified Radiologic Technologists

Radiologic health services began with the diagnostic use of x-rays and the application of these and other forms of ionizing radiation for a limited number of therapeutic purposes. Now radiologic technology includes a wide variety of services ranging from diagnosis and therapy to radiation health and safety. New professions rapidly emerge as medical advances and technological developments introduce new equipment and instrumentation. Developments in ultrasound scanning, magnetic resonance imaging, and computerized tomography, including electronics, are revolutionizing the field.

The term "Radiologic Technology" actually encompasses all technologists specializing in radiography, nuclear medicine, radiation therapy, and diagnostic medical sonography. These technologists have national credentialing by the American Registry of Radiologic Technologists (ARRT) and are affiliated with the American Society of Radiologic Technologists (ASRT). As of February 2005, 2,446 ARRT or NMTCB credentialed technologists were registered with the Department of Health.

Mississippi has nine radiologic technology programs located at community colleges: Meridian, Copiah-Lincoln, Mississippi Delta, Gulf Coast, Itawamba, Jones, Northeast, Pearl River, and Hinds. The University of Mississippi Medical Center is the only certificate program in the state. Itawamba Community College established the state's first ultrasound program in 2000, and additional programs have been established at Hinds and Jones Community Colleges. UMC teaches a nuclear medicine program and an additional nuclear medicine program will begin classes this fall at Mississippi Delta Community College.

The Mississippi Society of Radiologic Technologists (MSRT) states that a shortage of technologists exists in Mississippi, but no additional programs in radiography or ultrasound need to be established at this time. A need exists for a baccalaureate competent (2+2) radiation therapy program to be established in the state.

119.30 Registered Dietitians and Licensed Nutritionists

Nutrition professionals provide medical nutritional therapy for the treatment of disease, as well as providing education for the prevention of disease and disability. As of February 2005, the MDH Division of Professional Licensure reported 626 regular and 41 provisionally licensed dietitians.

119.31 Respiratory Care Practitioners

Respiratory care practitioners are graduates of technician or therapist programs and work under the direction of qualified physicians. Respiratory care is a health care specialty offering a set of unique challenges in prevention, diagnosis, treatment, management, and

rehabilitation of people with lung problems. The majority of respiratory care practitioners work in hospitals, while others are employed in home health care, sleep clinics, pulmonary rehabilitation, and education.

The MDH reported 1,942 (25 held temporary licenses) respiratory care practitioners licensed in Mississippi as of February 2005, with 1,738 residing in the state. All Mississippi hospitals have licensed respiratory care practitioners on staff. Seven community colleges offer two-year programs in respiratory therapy: Copiah-Lincoln, Gulf Coast, Hinds, Itawamba, Meridian, Northeast, and Pearl River.

119.32 Health Information Managers

Health Information Managers use computer technology to collect, organize, analyze, and generate health data for treatment, reimbursement, planning, quality assessment, and research. These health information professionals help safeguard the accuracy and privacy of patient information, while guaranteeing patients' access to their own records. This profession evolved from medical record administration within a hospital setting to an occupation responsible for the identification and organization of healthcare data from multiple sources. Health information managers work in acute care, ambulatory, long-term and mental health care facilities, industrial clinics, state and federal health agencies, private industry, and colleges and universities.

The School of Health Related Professions at the University of Mississippi Medical Center offers the state's only two-year upper division baccalaureate degree program for health information managers. Following graduation, the students are eligible to take the national registration exam and receive the credential RHIA, Registered Health Information Administrator. The RHIA is a manager and information specialist who interacts with other members of the medical, financial, and administrative staff to ensure that the information is protected, accurate, properly classified, and timely. RHIAs participate in the development and maintenance of health information systems.

Meridian, Hinds, and Itawamba Community Colleges offer two-year associate degree programs for the medical records technician. Students who satisfactorily complete these programs are eligible to take the examination for certification by the American Health Information Management Association and receive the credential RHIT, Registered Health Information Technician. RHITs perform a variety of technical health information functions, including evaluating health information, compiling health statistics, and coding diseases, operations, and procedures.

119.33 Health Manpower Standards

In planning for health manpower, one must consider the needs of current

and projected populations for professional health services and the level of educational programs required to meet those needs. Unfortunately, significant numbers of professionals trained and educated in Mississippi leave the state, further increasing the difficulty of making accurate projections.

This section discusses standards and goals for the number of physicians, dentists, and nurses in Mississippi. The Department of Health recognizes that Mississippi needs additional health personnel in many fields; however, sufficient information is not available to estimate supply and demand for many professions, particularly allied health personnel.

119.34 Primary Care Physician Standard

The "National Guidelines for Health Planning" recommend a ratio of one primary care physician for every 2,000 persons. However, this ratio is a minimum number because it does not reflect the productivity of individual physicians nor the availability of physicians to all population groups. The U.S. Department of Health and Human Services requires a ratio of 3,500 persons per primary care physician to designate an area as a health professional shortage area for primary care. The Department will also designate areas with 3,000 persons per primary care physician if the area meets certain other conditions, as discussed at the beginning of this chapter. Mississippi had 61 counties or portions of counties designated as health professional shortage areas in July 2005.

Although the state as a whole had a ratio of one primary care physician per 1,451 persons in 2004, the physicians were maldistributed. Almost half (1,060) of the 2,149 primary care physicians lived and practiced in only seven counties; Hinds County alone had 23 percent of the total. The Department of Health recommends a ratio of one primary care physician for every 2,000 people as a goal for every county not currently meeting this standard.

119.35 Dentist Standard

The U.S. Department of Health and Human Services requires a ratio of 5,000 persons per dentist to designate an area as a health professional shortage area for dental care. This ratio is also the Mississippi standard. Based on a 2010 projected population of 3,118,171, the state currently has one active dentist for every 2,605 persons; however, as with physicians, the dentists are maldistributed through the state. Approximately 39 percent of Mississippi's dentists practice in the two metropolitan areas: Jackson and the Gulf Coast. Other counties have few dentists or none at all. The state's goal is to improve the distribution so that no county has more than 5,000 persons per dentist and primary dental care is available within 30 minutes travel time of all areas.

119.36 Nursing Standard

Based on the 2010 projected population, Mississippi currently has one registered nurse employed full-time in a nursing career for every 127 persons, and one licensed practical nurse employed full-time in a nursing career for every 355 persons. The role of the nurse continues to expand, and nurses sometimes provide health care in rural areas which do not have access to physicians. The state supports the diverse nursing education programs throughout Mississippi and recognizes the importance of the nurse(s) role as a provider of quality and economical health care in a variety of health care areas.

120 Strategies for Meeting Health Manpower Shortages

In attempting to recommend or suggest health system changes necessary to reach established manpower standards, one must remember that several variables have unpredictable effects. The recommendations presented here are based upon the judgment, experience, and current knowledge of the planning staff.

120.01 Physicians

Mississippi meets the minimum national standard statewide, but does not meet the standard in every county. The following recommendations would help the state improve its primary care physician to population ratio in underserved counties:

Increased retention of Mississippi graduates who go out of the state for primary care residency training.

Increased primary care residency opportunity within the state through expansion of the federally funded Area Health Education Center (AHEC) program established by the University of Mississippi Medical Center. AHEC provides off-site educational experiences in local communities for students and medical residents. Medical students and residents who receive a portion of their training in rural communities are more likely to return to those areas upon completion of training.

Continuation of the Family Medical Education Scholarship program begun in 2001. This scholarship provides up to the cost of attendance as defined by the Office of Student Financial Aid at the University of Mississippi Medical Center (UMMC). Funds permitting, the program will award scholarships up to 20 medical students who attend UMMC and who commit to practice family medicine in a medically underserved area of Mississippi that is designated a (critical needs) area for six years upon completion of medical training. Currently, five UMMC students participate in the program.

Provision of a 10 percent bonus under the Medicaid program for primary care physicians practicing in Health Professional Shortage Areas (HPSAs). The federal Medicare program currently awards a 10 percent

reimbursement bonus to physicians who practice in HPSAs to recognize the reduced earning capacity associated with practicing in a rural area and the need to attract additional physicians to these areas. Extending this bonus to primary care physician payments under the Medicaid program would serve as an increased incentive to attract needed doctors to underserved areas of the state.

120.02 Dentists

As with physicians, the state as a whole meets the minimum national standard for dentists, but many counties do not. Changes recommended to help achieve this goal in the provision of dental care are as follows:

An incentive program to encourage dentists to settle in rural areas where access to dental care is limited.

An innovative financial aid package for financially disadvantaged and/or minority applicants that is competitive with financial aid packages offered throughout the southeastern United States. The Omnibus Loan or Scholarship Act of 1991 created a program of scholarship aid for dentists as well as physicians, but funding has been inadequate to achieve substantial results.

120.03 Nurses

The Mississippi Nursing Organization Liaison Committee (NOLC), a committee of the Mississippi Nurses Association composed of representation from 25 nursing organizations, has worked proactively to address nursing workforce issues related to anticipated changes in nursing and the health care delivery system. Through the efforts of the NOLC, the Mississippi Legislature passed the Nursing Workforce Redevelopment Act during the 1996 Session. The Act authorized the Mississippi Board of Nursing to establish an entity that would be responsible for addressing changes impacting the nursing workforce.

In 1996, the NOLC also received a three-year Robert Wood Johnson Foundation (RWJF) Colleagues in Caring grant entitled Mississippi Nursing Workforce 2000. The grant's objectives were closely aligned with the efforts of the Nursing Workforce Redevelopment Act. The decision was made to combine the funds, goals and objectives, advisory boards and staff of the two projects to achieve maximum effectiveness. The effort resulted in the formation of the Office of Nursing Workforce Redevelopment (ONWR) with several objectives, including: (1) the development and implementation of a systematic annual survey for nursing manpower needs and projections and (2) the development of a competency model to assist students in articulation and mobility within the multi-level nursing education system.

In March 1999, the ONWR received an additional three-year round of

funding from the Robert Wood Johnson Foundation as one of 20 participants in Stage II of the Colleagues in Caring grant initiative. In 2001, with endorsement from NOLC and spearheaded by the Mississippi Nurses Association (MNA), an amendment to the original legislative act was passed. This amendment changed the name to the Office of Nursing Workforce (ONW) and authorized ONW to establish systems to ensure an adequate supply of nurses to meet the health care needs of the citizens of Mississippi. Additionally, the office received \$100,000 in funding from the Legislature. ONW's commitment to designing policy strategies and leadership development will assist in positioning Mississippi as one of the states leading the effort to proactively address nursing workforce issues through policy and planning.

Currently ONW is working with the Mississippi Council of Deans and Directors of Schools of Nursing, the Mississippi Nurses Association and the Mississippi Organization of Nurse Executives to address issues vital to nursing. These issues include barriers to nursing education, recruitment into nursing, scholarship funding, the image of nursing, service/education collaboratives, retention of nursing service employees, and leadership training for nurses. More information is available by calling ONW or visiting www.monw.org.

120.04 The Mississippi Educational Mobility Effort

Working with a consultant and the Office of Nursing Workforce Redevelopment, the Mississippi Council of Deans and Directors of Schools of Nursing (the Council) developed and approved the Mississippi Competency Model (the Model) for testing. The document clearly defined major nursing roles and the competencies within each role. Competencies for all levels of nursing education in the state were identified, including those for licensed practical nursing (LPN), associate degree nursing (ADN), baccalaureate degree nursing (BSN), and master of science in nursing (MSN) programs. The Model served to identify the uniqueness of each level of nursing preparation as it related to expected competencies and will assist health planners to more clearly understand the various curricula offered within Mississippi's nursing education system to facilitate educational mobility.

Because there were no doctoral programs in Mississippi during the original Model development, Ph.D. competencies were not included. Since that time, the University of Mississippi Medical Center School of Nursing in Jackson and the University of Southern Mississippi School of Nursing in Hattiesburg have developed programs leading to a Ph.D. in Nursing. A Task Force on Doctoral Competencies was established in 2001 to facilitate development of the doctoral competencies. The revised model is now known as the Mississippi Nursing Competency Model and can be accessed via the Internet at www.monw.org.

120.05 Nursing Workforce Requirements

The determination of nursing workforce needs requires strategic synthesis of data concerning the supply of and demand for nurses. Currently, nurse supply data are available from the Mississippi Board of Nursing. To determine the demand for nurses, the Mississippi Department of Health (MDH), Division of Licensure and Certification, added a survey to existing agency licensure renewal application forms mailed to acute care hospitals, long-term care facilities, and home health agencies. Employers were asked to report their 2004 or 2005 budgeted full-time equivalent (FTE) positions and vacancies for multiple categories of Registered Nurses (RNs), for Licensed Practical Nurses (LPNs), and for ancillary personnel. Additionally, employers were asked to project the number of FTEs they intend to have in the following two years for each of the personnel categories. Responses were returned to the Office of Nursing Workforce for analysis. Surveys were received from 105 hospitals, 27 home health agencies and 186 aging and adult service facilities. Respondents for hospitals and aging and adult service facilities were well distributed throughout the state (Table 1). Because of the lack of response from home health agencies, valid data were not available for inclusion in the State Health Plan.

Table VI-3
**Number and Percent of Hospital
 and Aging and Adult Service Employers
 Responding by Public Health District**

Public Health District	Counties Included	Hospital		Aging and Adult Services	
		N	%	N	%
I	Coahoma, DeSoto, Grenada, Panola, Quitman, Tunica, Tate, Tallahatchie, Yalobusha	7	6.7	10	5.4
II	Alcorn, Benton, Itawamba, Lafayette, Lee, Marshall, Pontotoc, Prentiss, Tippah, Tishomingo, Union	10	9.5	24	12.9
III	Attala, Bolivar, Carroll, Holmes, Humphreys, Leflore, Montgomery, Sunflower, Washington	11	10.5	16	8.6
IV	Calhoun, Chickasaw, Choctaw, Clay, Lowndes, Monroe, Noxubee, Oktibbeha, Webster, Winston	11	10.5	21	11.3
V	Claiborne, Copiah, Hinds, Issaquena, Madison, Rankin, Sharkey, Simpson, Warren, Yazoo	21	20.0	41	22.0
VI	Clarke, Jasper, Kemper, Lauderdale, Leake, Neshoba, Newton, Scott, Smith	15	14.3	21	11.3
VII	Adams, Amite, Franklin, Jefferson, Lawrence, Lincoln, Pike, Walthall, Wilkinson	8	7.6	13	7.0
VIII	Covington, Forrest, Greene, Jefferson Davis, Jones, Lamar, Marion, Perry, Wayne	11	10.5	20	10.8
IX	George, Hancock, Harrison, Jackson, Pearl River, Stone	11	10.5	17	9.1
Missing	No County Listed	0	0.0	3	1.6
Total	All Counties	105	100.0	186	100.0

Source: Office of Nursing Workforce

121 Demand for Nursing Personnel in Hospitals

Registered Nurses (RNs): The 105 responding hospital employers reported a total of 13,097 budgeted FTEs for 2004. The RN FTEs include all RNs in a variety of roles in addition to staff nurses. These roles include administration, patient and in service education, quality improvement, infection control, advanced practice nurses (nurse practitioner, clinical nurse specialist, nurse-midwife, and nurse anesthetist), and other roles. Of the total number of budgeted RN FTEs, 1,008 were vacant, resulting in a vacancy rate of 7.7 percent, a decrease from last year's 9.3 percent.

Among employers reporting total RN FTEs, 95 provided data for 2004 budgeted FTEs and the total number of RN FTEs they intend to budget in 2005 and 2006. The current and intended numbers of RN FTEs reported by these employers are: 10,601 in 2004; 11,218 in 2005; and 11,427 in 2006. The intended increase of 826 budgeted RN FTEs represents an overall 7.6 percent increase in budgeted RN FTEs over the three-year period.

A total of 98 employers provided data on the educational level of RN employees in 2004. The greatest percentages of RNs in hospitals hold the associate degree. The percent of RNs employed by hospitals at each educational level in 2004 were: diploma, 3.8 percent; associate degree, 63.4 percent; baccalaureate degree, 28.8 percent; master's degree 3.9 percent; and doctorate, 0.1 percent.

Budgeted 2004 FTEs and vacancy rates were reported for specific categories of RN personnel. For RN staff nurse FTEs, hospital employers reported an 8.3 percent vacancy rate (N=104). Employers reported a 4.0 percent vacancy rate (N=100) for RNs in administrative positions. Employers reported a 9.6 percent vacancy rate (N=23) for clinical nurse specialists, a 5.2 percent vacancy rate (N=23) for RNs in first assistant roles, a 5.1 percent vacancy rate (N=87) for RNs in infection control roles, a 3.4 percent vacancy rate (N=74) for case managers, a 2.6 percent vacancy rate (N=79) for inservice educators, a 1.8 percent vacancy rate (N= 42) for RNs in patient educator roles, and a 1.0 percent vacancy rate (N=73) for RNs in quality improvement roles. The actual numbers of personnel listed by employers in some categories were too small for further analysis.

Budgeted 2004 FTEs as well as intended FTEs for 2005 and 2006 for selected specific categories of RNs employed in hospitals are shown in Table VI-4. Since not all hospitals employ or intend to employ all categories of RN personnel, there are differing numbers of employers responding.

Most RNs working in hospitals are identified as staff nurses (86 percent). Among employers providing FTE data across all three time periods, there is moderate intention to increase the number of budgeted RN staff nurse FTEs between 2004 and 2006. Other growth areas appear to be in the specific RN categories of case managers, inservice educators, clinical nurse specialists, first assistants, family nurse practitioners, and certified registered nurse anesthetists. There is minimal intention to increase the number of budgeted FTEs in other categories.

Table VI-4
**Personnel Categories,
 Number of Hospital Employers Providing FTE Data Across All Three Time Periods,
 and the Percent Change for Selected Categories of RN Personnel**

RN Personnel Category	Number of Employees	2004 Budgeted FTEs	2005 Intended FTEs	2006 Intended FTEs	Change in FTEs	Percent Change
RN Staff	94	8,899	9,435	9,607	708	8.0
Administrator	94	641	659	665	24	3.7
Case Manager	70	274	291	300	26	9.5
Quality Improvement	68	95	98	100	5	5.3
Clinical Nurse Specialist (CNS)	22	39	42	43	4	10.3
Infection Control	81	80	81	85	5	6.3
Inservice Educator	73	129	141	146	17	13.2
Patient Educator	38	78	78	80	2	2.6
First Assistant	22	57	60	60	3	5.3
Family Nurse Practitioner	37	139	157	157	18	12.9
Certified Registered Nurse Anesthetist (CRNA)	35	170	176	184	14	8.2

Source: Office of Nursing Workforce

Approximately 68 percent of the employers, a ten percent decrease from last year, indicated they had difficulty recruiting one or more categories of RNs in 2004. Areas of need listed most frequently were: medical/surgical units, all areas, critical care areas, emergency room, labor and delivery/obstetrics, senior care and psychiatric units.

Employers had the opportunity of listing nursing continuing education needs for their hospitals. The primary continuing education needs cited were ACLS/PALS/ATLS/trauma care, patient safety, quality improvement, critical thinking, documentation (particularly legal aspects), regulatory issues and standards, leadership/management skills, and medications.

Licensed Practical Nurses (LPNs): Ninety-eight employers provided vacancy and total budgeted LPN FTEs in 2004. Respondents reported 2,310 budgeted LPN FTEs and 269 FTE vacancies, resulting in an LPN vacancy rate of 11.6 percent, approximately two percent higher than last year's rate of 9.7 percent. Nineteen (18 percent) hospital employers indicated they had difficulty recruiting LPNs in 2004.

LPN FTEs were reported for 2004, 2005, and 2006 by 89 employers. The current and intended number of LPN FTEs was reported as: 1,879 in 2004; 1,957 in 2005; and 1,996 in 2006. The intended increase of 118 budgeted LPN FTEs represents

an overall 5.9 percent increase in LPN FTEs over the three-year period, a substantial decrease from last year's predicted increase of 13.7 percent.

Ancillary Personnel: Ancillary personnel vacancy and total budgeted FTEs for 2004 were reported by 83 employers. There were a total of 5,529 budgeted ancillary personnel FTEs and 484 FTE vacancies, resulting in a vacancy rate of 8.8 percent for ancillary personnel, 3.3 percent higher than last year. No employers reported difficulty recruiting ancillary personnel.

A total of 75 hospital employers reported budgeted FTE data for ancillary personnel for 2004, 2005, and 2006. The current and intended numbers of ancillary personnel FTEs are: 4,464 in 2004; 4,851 in 2005; and 4,936 in 2006. The intended increase of 272 budgeted FTEs represents an overall 5.8 percent increase in ancillary personnel FTEs over the three-year period.

Temporary Personnel: Employers were asked whether they used temporary help to staff their facilities. The majority of employers (N= 63, 61 percent) indicated they do not use temporary help. Of the 40 hospitals reporting the use of temporary nursing service staff, most used ten percent or less. Sixty-two (60 percent) employers indicated they used part-time staff. The number of hospitals reporting the use of temporary personnel increased and the number reporting use of part-time personnel decreased from 2003 to 2004.

122 Demand for Nursing Personnel in Aging and Adult Services

Registered Nurses (RNs): The 186 responding employers reported a total of 1,476 budgeted RN FTEs for 2005. The RN FTEs include all RNs in a variety of roles in addition to staff nurses including administration, quality improvement, inservice education, advanced practice (nurse practitioners, clinical nurse specialist), and other roles. Of the total number of budgeted RN FTEs, 176.2 were vacant, resulting in a vacancy rate of 11.9 percent, slightly lower than last year's vacancy rate.

Among employers reporting total RN FTEs, 181 provided data for 2005 budgeted FTEs and the total number of RN FTEs they intend to budget in 2006 and 2007. The current and intended numbers of RN FTEs reported by these employers are: 1,448 in 2005; 1,483 in 2006; and 1,495 in 2007. The intended increase of 46 budgeted RN FTEs represents an increase of 3.2 percent in budgeted RN FTEs over the three-year period.

A total of 181 employers provided data on the educational level of RN employees in 2005. The greatest percentages of RNs in aging and adult services hold the associate degree. The percent of RNs employed at each educational level in 2005 were: diploma, 6.3 percent; associate degree, 74.6 percent; baccalaureate degree 16.3 percent; master's degree, 2.7 percent; and doctoral degree 0.1 percent.

Budgeted 2005 FTEs and vacancy rates were reported for specific categories of RN personnel. For RN staff nurse FTEs, employers reported a 16.1 percent vacancy rate. Aging and adult services employers reported a 7.1 percent vacancy

rate for RNs in administrative positions. Reported vacancy rates were 3.7 percent for quality improvement FTEs and 7.8 percent for inservice educator FTEs. Budgeted 2005 FTEs, as well as intended FTEs for 2006 and 2007 for selected specific categories of RNs employed in aging and adult services, are shown in Table VI-5. Since not all aging and adult services agencies employ or intend to employ all categories of RN personnel, there are differing numbers of employers responding.

Table VI-5
**Personnel Categories, Number of Aging and Adult Employers
 Providing FTE Data Across All Three Time Periods,
 and the Percent Change for Selected Categories of RN Personnel**

RN Personnel Category	Number of Employees	2005 Budgeted FTEs	2006 Intended FTEs	2007 Intended FTEs	Change in FTEs	Percent Change
Staff	168	769	823	828	59	7.7
Administrator	145	268	278	282	14	5.2
Quality Improvement	107	172	175	176	4	2.3
Inservice Educator	89	80	88	89	9	11.3

Source: Office of Nursing Workforce

The majority of RNs working in aging and adult services are identified by employers as staff nurses (57.7 percent). Among employers providing FTE data across all three time periods, there is intention to increase the number of budgeted RN staff nurse, administrative, quality improvement, and inservice education FTEs between 2005 and 2007. Several other categories of RN personnel were listed for employer responses. However, the actual number of personnel listed by employers in these categories is too small for further analysis. These categories include clinical nurse specialists and nurse practitioners. Fourteen facilities reported use of clinical nurse specialists and fifteen reported use or intended use of nurse practitioners.

Recruitment difficulties were reported by 128 facilities (68.8 percent). Eighty-three (45 percent) of aging and adult services employers indicated they had difficulty recruiting RNs in 2005.

Employers had the opportunity of listing nursing continuing education needs for their facilities. Again, documentation was most frequently listed as a continuing education need, followed by leadership/management/supervisory skills, wound care, regulatory and legal issues, infection control, and medication administration.

Licensed Practical Nurses (LPNs): Vacancy and total budgeted LPN FTEs for 2005 were reported by 182 aging and adult services employers. Respondents reported 2,571 budgeted LPN FTEs and 321 FTE vacancies, resulting in an LPN vacancy rate of 12.5 percent. Of those 182 employers providing data for 2005, a

total of 103 (55.4 percent) indicated difficulty recruiting LPNs in 2005.

LPN FTEs were reported for 2005, 2006, and 2007 by 176 employers. The current and intended numbers of LPN FTEs are: 2,482 in 2005; 2,590 in 2006; and 2,600 in 2007. The intended increase of 118 budgeted LPN FTEs represents an overall 4.8 percent increase in budgeted LPN FTEs over the three-year period.

Ancillary Personnel: Ancillary personnel vacancy rate and total budgeted FTEs for 2005 were reported for 175 aging and adult services employers. There were a total of 7,873 ancillary personnel FTEs and 512 FTE vacancies, resulting in a vacancy rate of 6.5 percent for ancillary personnel. Thirty-four (18.3 percent) of the employers indicated difficulty recruiting ancillary personnel.

A total of 169 aging and adult services employers reported budgeted FTE data for ancillary personnel for 2005, 2006, and 2007. The current and intended numbers of ancillary personnel FTEs are: 7,675 in 2005; 8,321 in 2006; and 8,219 in 2007. The intended increase of 544 budgeted FTEs represents an overall 7.1 percent increase in budgeted ancillary personnel FTEs over the three-year period.

Temporary Personnel: A total of 71 aging and adult services employers (38.2 percent) indicated they use temporary nursing personnel. Of the 71 employers indicating a percent of temporary help, the majority indicated use of 25 percent or less for their nursing personnel requirements. Use of part-time staff was reported by 122 (65.6 percent) of facilities. The majority of those facilities use 20 percent or less. Only five (2.7 percent) indicated use of foreign trained nurses.

122.01 School of Nursing Data

Data for the following section were extracted from annual 2005 surveys administered to the Deans and Directors of Schools of Nursing by the Southern Regional Education Board (SREB) Council on Collegiate Education for Nursing. Permission to use the data was granted by SREB and the Mississippi Council of Deans and Directors of Schools of Nursing.

Currently, there are 21 state accredited Mississippi Schools of Nursing, including seven baccalaureate degree programs and 16 associate degree programs. Twenty-one (100 percent) schools participated in the survey:

Alcorn State University

Coahoma Community College

Copiah-Lincoln Community College

Delta State University

East Central Community College

Hinds Community College

Holmes Community College

Itawamba Community College

Jones County Community College

Meridian Community College

Mississippi College

Mississippi Delta Community College

Mississippi Gulf Coast Community College

Mississippi University for Women

Northeast Mississippi Community College

Northwest Mississippi Community College

Pearl River Community College

Southwest Mississippi Community College

University of Mississippi Medical Center

University of Southern Mississippi

William Carey College

Respondents reported that not every student admitted to associate, baccalaureate, master's and doctoral programs subsequently enrolled. Additionally, all programs other than doctoral reported having qualified students who were not admitted. All but one associate degree program could not have accepted more students, while no baccalaureate programs could have accepted more students. Half of the master's programs could have accepted more students.

Associate degree programs listed (1) limited clinical sites for interactive learning experiences, (2) lack of campus resources, e.g., classroom/lab space, and (3) lack of faculty to teach students as the top three factors preventing acceptance of more students in the program.

Baccalaureate programs listed (1) lack of faculty to teach students, (2) lack of campus resources, e.g., classroom/lab space, and (3) limited clinical sites for interactive learning experiences as the top three factors preventing acceptance of more students in the program. Only one indicated that lack of qualified applicants prevented acceptance of more students to the program. Master's programs cited lack of lack of faculty

to teach students and lack of qualified applicants as the most common factors that prevented acceptance of more students.

The total numbers of full-time and part-time students reported by participating schools are 4,413 (see Table VI-6). Of those 4,413 students, 1,668 are expected to graduate by August 2005. Approximately 13.3 percent (587) of students currently enrolled in participating programs are male and a majority is Caucasian (see Table VI-7).

Table VI-6
Nursing Students Status and Gender*

Program Type	Full-Time	Part-Time	Total	Male*	Female*	Expect to Graduate August 05
ADN	2,831 (96.5%)	103 (3.5%)	2,934	381	2,440	993
BSN	981 (90.8%)	99 (9.2%)	1,080	160	920	520
MSN	209 (57.1%)	157 (42.9%)	366	41	326	146
PHD	22 (66.7%)	11 (33.3%)	33	5	28	9

*113 (5.0 percent) students are not identified by gender

Source: Office of Nursing Workforce

Table VI-7
Number of Students by Ethnic/Racial Groups*

Program Type	African American	American Indian / Alaskan Native	Asian	Caucasian (non-Hispanic)	Hispanic	Other
ADN	547	4	18	2,197	22	4
BSN	278	2	6	685	8	1
MSN	74	2	2	285	4	0
PHD	7	0	0	26	0	0
Total*	906	8	26	3,193	34	5
Percent	20.5%	0.2%	0.6%	72.4%	0.8%	0.1%

*241 (5.5 percent) students are not identified in ethnic/racial groups

Participants reported 410 budgeted full time positions in the nursing education units. Of those 410, 9.5 (2.3 percent) were unfilled. Twenty-eight nurse educators resigned during the 2004-2005 academic year for various reasons. The primary reasons for resignation were salary, family responsibilities, and return to clinical practice. Seven nurse educators are expected to resign during the 2005-2006 academic year.

Seven nurse educators retired during the 2004-2005 academic year with

13 retirements projected for the 2005-2006 academic year, 18 retirements predicted for the 2006-2007 academic year, and 24 retirements predicted for the 2007-2008 academic year. Over half of the nurse educators who retired during the 2004-2005 academic year were in the 55 years or less age group. Sixty-two retirements and 35 resignations through the 2007-2008 academic years, in conjunction with the 9.5 unfilled nurse educator positions, would result in a vacancy rate of 26 percent in three years. Thirty-eight 2005 graduates of master's programs are expected to complete courses to teach nursing.

122.02 Occupational Therapists

To maintain the number of occupational therapists and occupational therapy assistants in the state, the following strategies are recommended:

- 1. Encourage the maintenance of the occupational therapy educational system.**
 - a. Support existing educational programs for occupational therapy assistants in Pearl River and Holmes Community Colleges. Due to the fluctuating marketplace, expansion and development of future programs is unadvisable at this time.**
 - b. Promote the development and funding of the existing program providing occupational therapy education, both clinically and didactically.**
 - c. Increase the number of qualified applicants from the high school level through college years.**
- 2. Continue to recruit qualified applicants into occupational therapy education programs, from high school level forward.**
 - a. Target specific promotion to additional populations, including second career seekers, underemployed persons in related fields, and baccalaureate degree graduates in related fields.**
 - b. Mount efforts aimed at attracting and retaining minorities in the profession.**
 - c. Encourage the continued recruitment of qualified applicants from the high school level through college years.**
- 3. Increase promotional activities aimed at expanding the availability of occupational therapy services to meet the needs of unserved or underserved persons. Support research to produce valid information of the efficacy of occupational therapy treatment for use in promoting the development of this**

service.

4. **Offer incentives such as day care, competitive salaries, and financial support for continuing education to attract other occupational therapists to the state.**

122.03 Physical Therapists

To maintain the number of physical therapists and physical therapist assistants in the state, the following strategies are recommended:

1. **Encourage maintenance of the physical therapy educational system.**
 - a. **Promote expansion and adequate funding of the existing physical therapy educational opportunities in the state, including clinical education components as well as didactic education. Also increase the numbers of qualified physical therapy faculty.**
 - b. **Support maintenance of the physical therapy educational program at the University Medical Center.**

Provide financial aid to physical therapy students, especially those who are financially disadvantaged and/or minorities to encourage them to remain in the state as a practitioner.

Promote activities aimed at providing physical therapy services to persons presently unserved or underserved.

2. **Encourage research to enhance evidence based practice.**
 - a. **Support existing physical therapist assistant programs at Pearl River Community College, Meridian Community College, and Itawamba Community College. Due to the fluctuating market place, expansion of future programs is not warranted.**
3. **Encourage the continued recruitment of individuals into the profession, beginning with career awareness activities in middle school and continuing into college years.**
4. **Encourage greater recruitment of minorities and baccalaureate degree graduates into physical therapy from related fields.**
5. **Use incentives to retain physical therapists in the profession.**
 - a. **Provide day care services within the health care setting.**

- b. **Provide continuing and specialized education for physical therapists to maintain the highest quality of services.**
- 6. **Provide greater access to consumer choice of physical therapy services and promote the concept of direct access.**
- 7. **Promote actions to enhance the quality of care through changing the entry degree to the doctoral level. Provide mechanisms for practicing therapists to obtain the doctoral degree.**

122.04 Speech-Language Pathologists/Audiologists

To increase the number of speech-language pathologists and audiologists in the state, the following strategies are recommended:

- 1. **Expand the educational system to train more speech-language pathologists/audiologists.**
- 2. **Develop a plan to more actively recruit speech-language pathology and audiology students.**
 - a. **Provide health care linkages in promoting entry into the profession. Career awareness information should be provided to students earlier (perhaps in elementary and middle schools. The type of student attracted to professional programs (honor students) usually decides early about a professional career choice.**
 - b. **Provide financial aid to speech-language pathology and audiology students.**
 - i. **Support state legislation to increase financial aid.**
 - ii. **Encourage hospitals not presently providing scholarships/grants to do so.**
- 3. **Encourage greater recruitment of minority students into speech-language pathology or audiology careers.**

Chapter 07 Health Promotion, Health Protection, and Disease Prevention

123 In accordance with the mission of public health, the Mississippi Department of Health (MDH) focuses its efforts on health promotion, health protection, and disease prevention.

Health promotion strategies relate to individual lifestyle - personal choices made in a social context - that can have a powerful influence over one's health prospects. These strategies address issues such as physical activity and fitness,

nutrition, tobacco, alcohol and other drugs, sexual behavior, family planning, and violent and abusive behavior. Educational and community-based programs can address lifestyle in a crosscutting fashion.

Health protection strategies relate to environmental or regulatory measures that confer protection on large population groups. These strategies address issues such as unintentional injuries, occupational safety and health, environmental health, food and drug safety, and oral health. Interventions to address these issues may include an element of health promotion, but the main approaches involve a community-wide rather than an individual focus.

Preventive services include counseling, screening, immunization, and other interventions for individuals in clinical settings. Priority areas for these strategies include maternal and infant health, heart disease and stroke, cancer, diabetes, sexually transmitted diseases (including HIV/AIDS), and other infectious diseases.

Healthy People 2010: National Health Promotion and Disease Prevention Objectives, released in 2000 by the Public Health Service of the U.S. Department of Health and Human Services, identified national health improvement goals and objectives to be reached by the year 2010. This publication defined two broad goals:

- **to increase quality and years of healthy life; and**
- **to eliminate health disparities.**

Healthy People 2010 provides a framework around which public health objectives are developed. This chapter provides a synopsis of MDH activities in the three major focus areas (health promotion, health protection, and disease prevention - and references other public agencies and private organizations attempting to improve the health status of Mississippians.

Measurements for many objectives are obtained from the Behavioral Risk Factor Surveillance System (BRFSS) survey, which is a random sample telephone survey of the adult (age 18 and older) civilian non-institutionalized population. The survey is designed to estimate the prevalence of certain behavior patterns and risk factors associated with disease, injury, and death. The results provide a tool for evaluating health trends, assessing the risk of chronic disease, and measuring the effectiveness of policies, programs, and awareness campaigns.

124 Health Promotion

124.01 Physical Activity and Fitness

Research well documents the health benefits of regular physical activity - it can help prevent coronary heart disease, hypertension, non-insulin dependent diabetes mellitus, osteoporosis, and such mental health problems as mood, depression, anxiety, and lack of self-esteem. Regular physical activity may also reduce the incidence of stroke and help

maintain the functional independence of the elderly. On average, physically active people outlive those who are inactive. However, the Behavioral Risk Factor Surveillance System (BRFSS) reported that 81 percent of adult Mississippians are not physically active on a regular basis (at least five days per week, for at least 30 minutes per day).

The MDH Office of Preventive Health coordinates initiatives for physical activity and serves as a contact for physical activity to the Centers for Disease Control and Prevention (CDC). The Mississippi Legislature enacted a worksite health promotion bill authorizing state agencies to offer employee wellness programs under guidelines established by the MDH. Employees of the MDH central office and two district offices have access to on-site fitness facilities.

The MDH Cardiovascular Health Program attempts to address physical activity barriers across the state by supporting community efforts to develop structural changes to the environment that increase outlets for physical activity. In the school setting, programs are funded to conduct physical activity and nutrition programs for staff and students. Other physical activity programs are being implemented regionally by trained teachers to influence physical activity behaviors in students at K-6 levels.

The MDH Office of Preventive Health partners with the Mississippi Department of Education (MDE), which certifies teachers for health education, to implement the Coordinated School Health Program (CSHP). Mississippi high school graduates must possess at least one-half Carnegie Unit in Comprehensive Health Education. The MDE also approves the Comprehensive School Health Framework and the Mississippi Fitness Through Physical Education curriculums.

The MDH also collaborates with the Governor's Commission on Physical Fitness and Sports, which strives to increase the level of physical activity for all Mississippians. The Commission promotes quality physical education programs in Mississippi schools through its Excellence in Physical Education Certification Program. Worksite needs are addressed through the promotion of National Employee Health and Fitness, the Annual Mississippi Worksite Award Program, and others.

The Mississippi Alliance for School Health (MASH), a non-profit organization composed of more than 40 statewide partners, leads efforts to promote daily physical education in schools. The 2003 Youth Risk Behavior Survey reported that 69 percent of Mississippi high school students were not enrolled in physical education (PE) class; 77 percent did not attend a PE class daily; and 82 percent did not participate in moderate or vigorous physical activity in the week prior to the survey.

124.02 **Women, Infants, and Children (WIC)**

The Special Supplemental Food Program for Women, Infants and Children, frequently referred to as WIC, is totally funded by USDA and implemented through the MDH. WIC provides nutritious foods, nutrition counseling, and referrals to health and social services at no charge to participants. WIC serves low-income pregnant, postpartum and breast-feeding women, infants and children to the age of five, who are residents of the state and meet the income guidelines. WIC is not an entitlement program; that is, Congress does not set aside funds to allow every eligible individual to participate in the program. Instead, WIC is a Federal grant program for which Congress authorizes a specific amount of funding each year for program operations. The Food and Nutrition Service, which administers the program at the Federal level, provides these funds to WIC state agencies (state health departments or comparable agencies) to pay for WIC foods, nutrition counseling and education, and administrative costs.

More than 7.5 million people nationwide receive WIC benefits each month. In Mississippi the average number of WIC participants per month is greater than 100,000, with children as the largest group. Approximately 72-73 percent of all infants born in Mississippi are enrolled in WIC during their first year of life. The Mississippi WIC Program is recognized nationally for implementing the first Peer Counseling Breast-feeding Program to increase the number of mothers who breast feed their infants. The USDA National Office has recently issued two new Peer Counseling Grants to provide extra funds to all states for incentive and is using Mississippi as a role model state. Breast feeding numbers are increasing among the WIC population due to the work by the WIC breast feeding staff who provide counseling, educational materials, enhanced food packages, breast pumps, and related items.

Participants receive WIC foods in Mississippi through a direct distribution system located in each county. The foods provided are high in one or more of the following nutrients: protein, calcium, iron, and vitamins A and C. These are the nutrients frequently lacking in the diets of the program's target population. Different food packages are provided for different categories of participants. WIC foods include iron-fortified infant formula and infant cereal, iron-fortified adult cereal, vitamin C-rich or vegetable juice, eggs, milk, cheese, peanut butter, dried beans/peas, tuna, and carrots. Special therapeutic infant formulas and medical foods are provided when WIC guidelines are met and prescribed by a physician for a specified medical condition.

124.03 Tobacco Prevention

The MDH Division of Tobacco Policy and Prevention (DTPP) directs its efforts toward reducing tobacco use among Mississippi youth and adults. The division monitors surveillance of smoking prevalence and smokeless tobacco use and works on new tobacco prevention initiatives in schools,

clinics, communities, and work sites. The program(s) objectives include supporting and/or expanding community programs that link tobacco control intervention with disease prevention activities; promoting existing prevention and treatment models that can address cessation needs; and identifying and eliminating tobacco use disparities among Mississippi population groups.

The DTPP supports educational campaigns conducted through the state(s) nine public health districts to increase awareness of the negative effects of environmental tobacco smoke and tobacco use. The division also works closely with non-profit organizations such as the American Lung Association of Mississippi, the American Cancer Society, the American Heart Association, and the Partnership for a Healthy Mississippi (PHM). These and other members make up Mississippi(s) State Tobacco Coalition. The coalition(s) goal is to make more Mississippians healthier by becoming tobacco-free and supporting clean indoor air legislation.

Of these non-profit groups, PHM, or Partnership, is the largest and is composed of more than 800 public and private organizations, including MDH. The PHM mission is to create a healthier environment in Mississippi by reducing tobacco use through advocacy, education, and service. The Partnership is dedicated to offering youth healthy lifestyle choices by designing programs and media messages to create an environment in Mississippi that does not accept tobacco use. The Partnership offers a comprehensive approach on tobacco issues through community outreach, public awareness, advocacy, cessation, and enforcement of youth access laws. DTPP routinely works with the PHM to achieve these goals.

The division administers the School Health Nurses for a Tobacco-Free Mississippi Program which provides grants to 51 school districts throughout the state. Each grant is for \$50,000, for a total of \$2.55 million. The funds are provided through the Partnership as a part of Mississippi's Tobacco Expandable Fund. These nurses provide educational instruction and curriculum-based tobacco prevention activities for students in grades K-12.

The division conducts the Mississippi Youth Tobacco Survey (YTS). The survey is administered to randomly selected middle and high schools across the state every other year to determine the prevalence of tobacco use among young people. The survey also includes questions concerning the tobacco-related knowledge and attitudes of youth and their parents, the role of the media and advertising in young people(s) use of tobacco, minor(s) access to tobacco, environmental tobacco exposure, and the likelihood of cessation of tobacco use. Figures are currently being compiled for the latest survey, which was conducted during the 2003-2004 school year.

In 2000, the State Tobacco Coalition and the Mississippi State Board of

Health Committee on Tobacco jointly developed a comprehensive State Tobacco Prevention and Control Plan.

124.04 Alcohol and Other Drugs

The Department of Mental Health's Division of Alcohol and Drug Abuse coordinates a statewide system of publicly-funded services for the prevention and treatment of alcohol and drug abuse. Each of the state's 15 regional community mental health/mental retardation centers provides a variety of alcohol and drug services at the local level with funds from the Department of Mental Health. A substantial number of for-profit and not-for-profit alcohol and drug abuse programs also offer services throughout the state. Chapter IX provides further discussion of these services.

The crisis created by alcohol and drugs resulted in several active public awareness groups, such as Developing Resources for Education in America (DREAM), Students Against Driving Drunk (SADD), and Mothers Against Drunk Driving (MADD). MADD establishes the public(s) conviction that impaired driving is unacceptable and criminal by promoting corresponding public policies, programs, and personal accountability. MADD sponsors such programs as victim assistance, public awareness, criminal justice, and organized youth programs. Its student counterpart, SADD, extends this mission into the schools, with positive peer messages encouraging sobriety and providing referrals to available assistance programs.

124.05 Family Planning

The Mississippi Statewide Family Planning Program promotes awareness of and ensures access to reproductive health benefits by encouraging individuals to make informed choices that provide opportunities for healthier lives. In addition to providing medical services, the MDH Family Planning program acts as a facilitator for access to family planning care and as a source of technical assistance for providers of family planning services in both the public and private sectors.

The Family Planning Program seeks to provide convenient access to high quality contraceptive, infertility, and other family planning services in an atmosphere that maintains each individual's privacy and dignity. The program targets teenagers at risk and women 20 to 44 years of age with incomes at or below 150 percent of the federal poverty level. The program serves approximately 75,000 people annually, including 23,000 teens.

Local health departments and subcontractors provided family planning services to 74,717 users in calendar year 2004, including 22,794 users aged 19 and younger. The number of teen mothers giving birth to their

second child represented 22 percent of all teen births; the program's goal is to reduce this to 19 percent in 2005. All family planning clients received counseling on healthy lifestyle choices such as proper nutrition, exercise, and avoiding risky behavior.

124.06 Violent and Abusive Behavior

The MDH funds nine Rape Crisis Centers and 14 Domestic Violence Shelters across the state. In addition, funds are provided to the Coalition Against Sexual Assault and the Coalition Against Domestic Violence. These statewide entities meet separately on a regular basis and serve as links for intervention programs with professional service providers and various funding sources. A number of social services programs throughout the state address medical needs, stress factors, and violent behaviors that manifest when victims of crime seek professional assistance. A Board of Directors, oriented to the issues related to trauma and violent behavior, provides governance to each Coalition. The program director provides oversight of the day-to-day operation of individual sites.

Statistics from the 14 domestic violence shelters provide evidence that up to 49 percent of those involved in domestic violence situations have been physically abused themselves. Physical, sexual, and emotional abuse present public health problems of epidemic proportions. Domestic violence does not recognize race, gender, or socioeconomic status. According to the American Medical Association, *Strategies for the Treatment and Prevention of Sexual Assault*, one in five females are sexually assaulted and/or abused before they reach age 21.

From July 1, 2003, to June 30, 2004, a total of 1,055 women and 1,156 children received services from a shelter due to domestic violence. A total of 62,286 calls were received in Mississippi from victims seeking information and/or referrals. During the same fiscal year, of the new or reopened cases, 936 women experienced both physical and psychological abuse. A total of 624 women were able to create new living arrangements as a result of shelter intervention.

During the same period, the nine Rape Crisis Centers reported sexual assault cases totaling 98 males and 1,270 females. The majority were females age 18-24 reporting sexual assault. For males, the age range most reporting sexual assault was 7-12.

As part of Rape Crisis Centers and Domestic Violence Shelters, law enforcement training is of vital importance. New law enforcement recruits receive training on how to effectively deal with victims and are educated regarding procedures to access resources. Last year, Rape Crisis Centers conducted 32 law enforcement training seminars to 550 participants. Domestic Violence Shelter staff conducted 1,570

educational programs to 70,598 participants.

Mississippi is especially proud of the Sexual Assault Nurse Examiner (SANE) training that is provided statewide to hospital personnel. The basis of SANE is the belief that sexual assault victims have an absolute right and responsibility to report rape. While a victim may choose not to report to law enforcement, the victim has a right to know what his or her options are if the choice is not to report. Those who do report have the right to sensitive and knowledgeable support without bias. Overall, the mission of SANE is to meet the needs of assault victims by providing immediate, compassionate, culturally sensitive, and comprehensive forensic evaluation by trained, professional nurse experts within the parameters of the State Nurse Practice Act, the SANE standards of International Association of Forensic Nurses, and the individual agency policies. Last year, the Coalition Against Sexual Assault conducted two 40-hour SANE courses for 54 participants.

The Mississippi Department of Human Services provides programs to address all forms of abuse, treatment, and education. The Family Preservation Program provides home-based services to strengthen a family in lieu of removing a child from the home environment. The Department of Mental Health and other non-profit programs are available to assist persons experiencing trauma in the aftermath of violence through regional community mental health centers.

124.07 Educational and Community-Based Programs

The MDH Office of Preventive Health directs community-based activities aimed at prevention and education. The coordinator of community health services provides a link between district and local health promotion initiatives and state and national resources. Activities include community needs assessment, prioritization of health problems, coalition building, interventions, referrals, and evaluation. Activities are conducted through coalitions, committees, and state voluntary agencies.

The Community Health program provides mini-grants to five community-based organizations to conduct activities related to cardiovascular disease and physical activity. The program collaborates with health educators in Mississippi's public health districts to conduct health education and prevention activities at the community level and collaborates with other programs to conduct health and wellness activities in church/faith-based settings.

Special Initiatives:

School Health Program: The school health program works to increase the proportion of schools implementing the eight components of a Coordinated School Health Program (CSHP). The school health coordinator acts as liaison to the Mississippi Department of Education

(MDE) and the Mississippi Alliance for School Health (MASH). Activities include joint conferences with MDE and other agencies/organizations, surveillance of youth risk behaviors, consultations and technical assistance to statewide school nurses, and coalition building.

The program partners with MASH to conduct an annual Mississippi Institute on School Health, Wellness, and Safety conference. During FY 2003, seven school districts received mini-grants to advance action plans on Coordinated School Health Programs developed at the conference.

The program provides technical assistance to school nurses across the state and conducts a biannual Youth Risk Behavioral Surveillance Survey (YRBSS) to measure behaviors among youth related to the leading causes of mortality and morbidity and to assess how these risk behaviors change over time. The YRBSS measures behaviors that result in unintentional injuries and violence; tobacco use; alcohol and other drug use; sexual behaviors that result in HIV infection, other sexually transmitted diseases, and unintended pregnancies; dietary behaviors; and physical activity. The 2003 YRBSS is available on the MDH website.

125 Health Protection

125.01 Unintentional Injuries

Each year in the United States, more than 140,000 people die from injuries and approximately one-fourth of the population suffer non-fatal injuries that range from minor wounds to chronic disabilities. Injuries are expensive, costing more than \$210 billion annually. In Mississippi, unintentional injury leads to more years of potential life lost than any other factor (constituting the single greatest cause of mortality for persons between the ages of one and 45).

Motor vehicle collisions, falls, drowning, and residential fires cause a large number of the state's fatalities. Motor vehicle crashes rank first as the leading cause of injury death for all individuals age one and older. Suffocation ranks first as the leading cause of death for children age one and under.

The MDH Office of Health Protection coordinates initiatives to reduce deaths and disability related to the leading causes of injury in the state. The Child Passenger Safety Program provides education on child passenger safety, including correct installation of child restraints. Through this program, 20 certified child passenger safety technicians provide service statewide. The Fire Prevention Program provides education and information on fire safety. This program provides smoke alarms to areas in the state with the highest fire death rates. Other programs include fall prevention for older adults and partnerships to reduce drowning fatalities. Partnerships have been formed with other

state and voluntary agencies whose mission involves injury prevention.

In FY 2004, the Injury Prevention program distributed information on effective programs and interventions to all nine public health districts, conducted bicycle safety activities, distributed 10,998 child safety seats, 20,000 child passenger educational packets, and educational information statewide. The Mississippi Office of Highway Safety provided funds for some of these programs, in addition to Preventive Block Grant funding. The Fire Prevention Program distributed 4,000 smoke alarms, along with fire safety educational materials. The safety belt usage rate was 63 percent. The unintentional injury death rate was 54.8 per 100,000 population.

125.02 Environmental Health

The Department of Environmental Quality's Office of Pollution Control operates four major programs: (1) air quality control, (2) surface water quality control, (3) groundwater quality control, and (4) hazardous waste management. The air quality division implements guidelines to direct the state's sources of air contaminants toward compliance with numerous legislative and regulatory requirements. The surface water quality division deals with water quality of all intrastate, interstate, and coastal waters. The groundwater quality division administers numerous permit programs, both state and federally authorized, designed to regulate sources of potential contamination to the state's groundwater resources. The hazardous waste division regulates ongoing management of hazardous waste in the state.

The Mississippi Emergency Management Agency (MEMA) cooperates with the Environmental Protection Agency and the Federal Emergency Management Agency in the Chemical Emergency Preparedness Program. This program identifies the locations of acutely toxic chemicals utilization and/or storage to assist planning and response efforts concentrated in those areas.

The Mississippi Department of Health protects the public through environmental health programs in public water supply, boiler and pressure vessel safety, radiological health, and general environmental services. The Public Water Supply Program assures safe drinking water to the 2.46 million citizens of Mississippi who utilize public water supplies by strictly enforcing the requirements of the Safe Drinking Water Acts. The program operates through five major areas: 1) bacteriological, chemical, and radiological monitoring of drinking water quality; 2) review of engineering plans and specifications for all new or substantially modified public water supplies in Mississippi; 3) annual surveys of each community public water supply to eliminate operational and maintenance problems that may potentially affect drinking water quality; 4) enforcement to ensure that the bacteriological, chemical, and radiological water quality standards of federal and state Safe Drinking

Water Acts are followed; and 5) licensure and training of water supply officials and training of consulting engineers and MDH field staff in the proper methods of designing, constructing, and operating public water systems.

The Boiler and Pressure Vessel Safety Program enforces state laws, rules, and regulations governing boilers and pressure vessels. MDH staff and reciprocal commissioned insurance company representatives inspected 14,266 boilers and pressure vessels covered by the inspection laws. Some of these objects receive biennial inspections, with the larger and more hazardous ones inspected annually.

The Radiological Health Program of the MDH identifies potential radiological health hazards and develops precautionary control measures. The program strives to: 1) identify the sources of radiation exposure; 2) understand the biological effects of radiation; 3) investigate and evaluate methods of detection; and 4) formulate and apply procedures for the control of exposure. In conformance with state law, the program maintains and enforces regulatory standards to ensure low exposure to biologically harmful radiation. The program evaluates each facility licensed to possess and use radioactive materials and each facility registered to operate X-ray devices to determine compliance with the regulations and other specific conditions of the license or registration conditions.

Through a comprehensive monitoring and surveillance program, the MDH Division of Radiological Health (DRH) determines levels of radioactivity present in the environment, the probable effect of radioactivity on pathways leading to man, and the possibility of undesirable biological effects. To officially record radiation levels in the environment, the staff collects and analyzes approximately 2,000 samples annually. These samples include water, milk, soil, meat, air, and vegetation, as well as direct radiation measurements. The Legislature also designated the Radiological Health Program to review and comment on technical information regarding radioactive waste issues. Accordingly, the staff actively participated in the implementation of the Southeast Interstate Low-Level Radioactive Waste Management Compact. In addition, DRH maintains radiological emergency response capabilities in the event of an incident/accident at the Grand Gulf Nuclear Station or a transportation accident involving radioactive materials.

The DRH addresses indoor radon exposure as one aspect of natural radioactivity. While of great concern nationally, indoor radon exposure does not receive widespread public health concern in Mississippi. However, DRH expects to find indoor radon levels above the EPA-recommended action level in 2.5 percent of Mississippi's homes. DRH conducts an ongoing Radon-in-Schools (RIS) program and radon

screening state and county governmental buildings.

125.03 General Environmental Services

The potential for the spread of disease through food or milk products, water, or the improper disposal of human waste has long been recognized. Environmental sanitation is the backbone of public health; the first boards and departments of health were formed to prevent the spread of disease by controlling environmental factors. In today's fast-paced society, more meals are eaten away from home, placing even more emphasis on the importance of proper food handling techniques and the safe service of food. Greater amounts of milk products are processed and packaged in central locations for distribution in markets nationwide. Emerging pathogens have the potential to contaminate food and milk supplies. As the population shifts toward suburban and rural areas, proper disposal of wastewater from individual homes grows in importance. Potential contamination of ground and surface waters is an environmental and a public health problem. Insects and rodents affect the public's health either directly by bites, stings, or contamination, or indirectly by transmitting diseases. Other environmental hazards, such as childhood lead poisoning, need to be addressed by conducting environmental assessments. The MDH has broad statutory authority, but many times inadequate resources for addressing these problems. Priorities must be set to direct those resources toward primary prevention activities which include community environmental services.

The MDH operates general environmental services in four broad areas: food, milk, onsite wastewater, and institutional services. Insects and rodent vectors affect the public's health directly by bites, stings, or contamination, or indirectly by transmitting diseases. Such hazards as child lead poisoning are addressed by conducting environmental assessments for lead. During the home assessments, a lead specialist provides information to parents and caregivers about ways to reduce environmental lead hazards.

125.04 Food Protection

The Food Protection Program develops policies, provides guidelines, and gives technical advice and training to guide county and district environmentalists in inspecting food and food processing establishments using the principals of HACCP and risk assessment. These environmentalists also provide assistance and training to the food industry in an attempt to ensure that facilities comply with state and federal laws, rules, and regulations. Food service facilities must receive an annual permit from the MDH to operate, with inspection frequency based on risk factors which contribute to food-borne illnesses. The MDH website provides access to all food establishment inspection results. The website also allows consumers to lodge complaints on any

food facility and see follow-up action taken.

All permanent food service establishments must have a certified manager on staff. The Food Protection Division works in partnership with industry and academia to provide training and accomplish certification. The Division also works with facilities toward achieving active managerial control of food borne illness risk factors. In addition, state rating personnel provide training and standardization to the districts in an effort to ensure uniformity and quality inspections. Central office staff provide program assessments and help the districts to improve the total quality of the food protection program from the state to the county level. The Mississippi Food Protection Program participates in the National Voluntary Retail Food Program Standard Assessment Programs.

125.05 Milk and Bottled Water

The Milk/Bottled Water Program develops policies, based on the Pasteurized Milk Ordinance, to guide environmentalists in inspecting and ensuring compliance with state and federal laws, rules, and regulations regarding dairy farms, bulk milk haulers, transfer stations, receiving stations, pasteurization plants, frozen dessert plants, and bottled water plants. The program also conducts Milk Sanitation Compliance and Enforcement Ratings of milk supplies within the state. These efforts allow the dairy industry to participate in interstate and intrastate commerce. From design and construction of Grade A dairy farm facilities through product delivery to the retail consumer at the market, agency staff strictly regulate the safety of milk, milk products, and bottled water. Environmentalists inspect dairy plants, farms, and bottled water facilities before issuing a permit to sell milk and water, and take milk and water samples for laboratory analysis to ensure high sanitary quality. Uniformity in regulation results in reciprocity with other states and ensures availability and safety of milk and bottled water products. The program ensures that current and minimum public health requirements are applicable to new products and manufacturing processes within the industry.

In FY 2004, the number of milk plants or milk producer groups failing to receive a satisfactory rating on state or federal surveys remained at zero. The MDH continued certification and sampling surveillance programs as set forth in Milk Program Policy and Bottled Water Policy. In maintaining a drug-free milk supply, any tankers testing positive for antibiotics were required to dump the milk so that it did not reach consumers. The public health laboratory will continue testing tankers and producer samples screened from any tanker testing positive for aflatoxin.

125.06 Onsite Wastewater

The Onsite Wastewater Program develops policies/regulations and gives

technical assistance to county and district environmentalists in inspecting R.V. parks, on-site wastewater disposal systems, and individual water supplies. From soil and site evaluations to final system approvals, the wastewater program is time-consuming and technical. District and county environmentalists perform soil and site evaluations and recommend the wastewater system best adapted to the site. Program specialists provide training and technical assistance. Local environmentalists respond to requests for assistance from the public regarding nuisance complaints, unsanitary conditions, and related matters. Plans for engineer-designed systems are reviewed and approved by engineering staff.

The MDH is currently instituting a Global Information System data collection system and database program for recording and reporting the data collected.

125.07 Institutional Services

Staff of the Institutional Services branch inspect the state penitentiary and its satellite facilities, jails, and state institutions, including food service operations. Staff also provide technical assistance to environmentalists inspecting foster homes, public buildings, and family day care homes. In addition, staff review plans of public buildings for compliance with the Handicap Code.

Within this branch, staff of the Childhood Lead Poisoning Prevention Program perform environmental assessments for lead in homes of children identified with elevated blood lead levels. These investigations include taking environmental samples for laboratory analysis for all children under the age of six with venous blood lead levels of 20 µg/dl or higher, and for all children under the age of six with two venous blood levels of 15-19 µg/dl taken at least three months apart.

125.08 Vector Control/Entomology

Within the Bureau of General Environmental Services, a public health entomologist directs the statewide vector control program, assisting all four programs through identification of insects and other arthropods, consultation on public health pest management, and prevention/control of insect-transmitted disease outbreaks. The entomologist conducts education efforts concerning mosquito control and proper pesticide use for municipal officials and mosquito control personnel. At least one mosquito integrated pest management workshop is held each year in the state. In addition, the entomologist conducts specialized mosquito identification and surveillance training for public health employees and selected Mississippi Cooperative Extension agents. The public health entomologist is conducting a six-year statewide survey of mosquito species to assess their medical importance and where they occur.

The Division of Health Services has the responsibility of protecting and promoting optimal oral health for every Mississippian. Responsibilities of the Division, under the guidance and leadership of the State Dental Director, include the prevention and control of dental diseases through assessment (surveillance), policy development, and assurance programs.

In 2000, the Division of Health Services conducted a statewide clinical survey of 5,227 third-grade children using a stratified cluster sample of 74 public elementary schools. The mean age of participants was 8.6 years, with an age range of seven to 13 years, and an almost equal distribution by gender (50:50). Forty-three percent (n=2,242) of the sample was identified as white, and 57 percent (n= 2,965) black, with 20 students of unrecorded race. Seventeen percent (n=886) had at least one dental sealant on a permanent first molar tooth. Over 70 percent (n=3,685) of children demonstrated experience with dental decay, determined by the presence of at least one active lesion or one dental restoration. About 15 percent (n=779) of children were in urgent need of dental care, defined by pain and suffering, clinical inflammation, or loss of function. In FY 2004-2005, a new clinical survey of oral health in third-grade children in public schools was initiated. A weighted data analysis will be performed using information collected from about 5,000 children at 48 public schools statewide. Results from this clinical survey will be disseminated using written and web-based reports.

In August 2004, the Division of Health Services made public "My Water's Fluoride", an Internet-based data system interface that allows public users to locate the fluoride content of their community water system. This tool can be used by dentists, pediatricians, and other health providers to determine whether supplemental fluoride should be given to infants and children who live in communities without fluoridated water. This tool can also be used to create reports regarding the fluoridation status of Mississippi's counties and for the entire state. Information in My Water's Fluoride is updated on a monthly basis and can be found at <http://apps.nccd.cdc.gov/MWF/Index.asp> or at <http://www.healthyms.com>.

Efforts are on-going to integrate oral health surveillance into existing health surveillance tools. In 2003, two oral health questions were approved for use in the Pregnancy Risk Assessment Monitoring System (PRAMS) and these were included in the 2004 survey. Since 1997, three oral health questions have been periodically included in the annual Behavioral Risk Factor Surveillance Survey (BRFSS). It is anticipated that these oral health questions will be used in the BRFSS every other year on an on-going basis. In 2005, two oral health-related questions were added to the MDH Women, Infants, and Children (WIC) Certification Form. In March 2005, a poster presentation of secondary data analysis conducted by MCH Data Unit staff using oral health, diabetes, and cardiovascular disease data was presented at the CDC

Chronic Disease Directors meeting.

To determine the state's capacity to provide accessible dental health care, a survey of all dental providers in Mississippi was conducted in FY 2003-2004 by the MDH Office of Primary Care in collaboration with the state dental director. Sixty of 82 counties were determined to qualify for the federal definition of a dental health professional shortage area (dHPSA) and letters to request dHPSA designation were sent to the HRSA Office of Workforce Analysis in December 2004.

FY 2006 Objectives for Oral Health Assessment:

1. **Implement effective oral health surveillance methodologies to measure the prevalence of dental caries, oral cancer, and periodontal disease.**
2. **Disseminate surveillance results and inform the public and policy makers of oral disease occurrence and the outcomes of disease reduction efforts in Mississippi.**

In October 2002, the Governor of Mississippi convened a Statewide Oral Health Task Force and appointed the State Health Officer as chair. The Oral Health Task Force convened in January 2003 to develop a comprehensive oral health action plan for Mississippi that is anticipated for release in 2005. The State Oral Health Task Force members will continue to work together to assist the implementation of the state oral health plan. In November 2003, the MDH hosted an Early Head Start/Head Start Oral Health Forum in Jackson to improve oral health guidance and access to care for children in Head Start. One outcome of this meeting was the formation of a Head Start Oral Health Advisory Committee to develop a comprehensive oral health policy manual for Head Start programs and providers. The state dental director also works with the MS Head Start Association and the State Head Start Collaborative Office to plan and implement oral health programs for Head Start grantees.

The state dental director is working with the Mississippi Partnership for Comprehensive Cancer Control to develop a state cancer prevention, early detection, and treatment plan that includes action objectives to reduce morbidity and mortality of cancer therapies associated with oral disease. The dental director also works with the Mississippi Chronic Illness Coalition (MCIC), which hosts an annual Capitol Day program that provides health screens and education for MS legislators and their staff. The MCIC provides an opportunity for the dental director to network with other state organizations and promote the benefits of good oral health for persons with chronic disease, including diabetes and cardiovascular disease. In February 2005, the dental director obtained a proclamation from Governor Haley Barbour declaring February as Children's Dental Health Month, hosted a program at the University of

Mississippi School of Dentistry entitled "Successes in Access to Dental Care in MS", co-sponsored Give Kids A Smile Day at the School of Dentistry which provided preventive dental care to over 900 children, and kicked-off its "Leading Children to Good Oral Health One by One" campaign to encourage a child's first dental visit by one year of age.

FY 2006 Objectives for Oral Health Policy Development:

- 3. Develop and assure effective oral health policy development to eliminate oral health disparities and improve oral health outcomes in Mississippi.**
- 4. Develop working partnerships to promote and implement the state oral health action plan.**

The Public Water Fluoridation Program encourages the adjustment of fluoride content that occurs naturally in a community's water to the best level for preventing tooth decay. Optimal levels of fluoride in drinking water can prevent 20-40 percent of tooth decay. Waterworks operators are required to continuously monitor the fluoride content of drinking water in communities that fluoridate to maintain certification. The program strives to reach the federal Healthy People 2010 health goal to increase the U.S. population served by optimally fluoridated water by 75 percent. In 2002, Mississippi had 1,194 community public water systems serving about 97 percent of the state's total population. Of these public systems, only 112 systems provided water fluoridation programs at recommended optimal fluoride levels, to serve about 1,159,859 people or approximately 39 percent of the state's population.

In 2003, the Public Water Fluoridation Program received a grant from the Bower Foundation that provides funds to pay most of the cost of fluoride feeder and test equipment, housing, and installation. Funding from this grant was used to hire a state fluoridation administrator to assist communities to develop water fluoridation programs and provide training for waterworks operators about fluoride systems, testing and monitoring. A contact dentist program was initiated to facilitate local water system compliance with water fluoridation guidelines. As of December 2004, 132 water systems had water fluoridation programs to serve about 1,284,119 people. Including those served by water systems that have natural fluoride levels at or near the optimal range for oral health, about 1,462,940 Mississippians or approximately 48 percent of the population receive the benefits of fluoridated water. The fluoridation administrator works with the MS Rural Water Association and the MSU Extension Service to conduct water fluoridation program training for water operators and persons who serve on water association boards. The health department's contract with the Bower Foundation was renewed through June 2006. Additionally, monies from the CDC Preventive Health and Health Services Block Grant are used to fund new water

fluoridation programs.

The Bureau of Child and Adolescent Health provides funding for a preventive dental sealant program in Public Health District III through the MCH Block Grant to improve the District's low dental sealant utilization rate (10 percent). This school-based program is administered through the University of Mississippi School of Nursing's Mercy Delta Express Project. The program uses an Adopt-a-School model to encourage community dental providers to partner with a local elementary school and deliver the dental sealants for eligible permanent first molar teeth in second-grade children. Dental sealants are placed on-site at participating schools using the MDEP mobile health clinic. From October 1, 2001 to September 30, 2003, over 3,760 dental sealants were placed in 728 second grade school children in Public Health District III. In 2004, the program expanded into Sharkey / Issaquena Counties, which have no local dental providers. As of November 2004, 6,950 dental sealants were placed in 1,782 second grade children in Public Health District III. Additionally, the School of Nursing is working to obtain Medicaid certification for the mobile clinic, which will enable the School of Nursing to bill for certain primary care services, such as EPSDT screening.

The Children's Oral Health Protection Program (COHPP) is a voluntary elementary school program that was developed for areas without fluoridated water. This program provides alternative methods of fluoride supplementation, such as a weekly school fluoride mouth rinse, a daily school chewable fluoride tablet, and a daily toothbrushing activity using fluoride toothpaste, all proven methods to reduce dental decay among children. In 2003, 49 schools participated in the weekly fluoride mouthrinse program, serving 20,773 students. In the 2004-2005 school year, over 75 schools participated in the weekly fluoride mouthrinse program, serving over 33,000 children. The daily chewable fluoride tablet and toothbrushing programs are anticipated to begin during the 2005-2006 school year. COHPP activities are initiated by five part-time certified, licensed dental hygienists who serve as regional oral health consultants in each Public Health District and work closely with public schools and Head Start programs to implement the activities.

The Dental Corrections Program purchases dental services for children under age 18 with reported financial need and an inability to access essential oral health services through Private Insurance, Medicaid, or CHIP. Application for the Dental Corrections Program must be made at a County Health Department. In FY 2003, the program expended over \$11,000 for dental services, and served 13 children. Applications for this program decreased during FY2004, and this is believed to be due to an increase in Children Health Insurance Program (CHIP) enrollment and the availability of dental services through the SCHIP program. The state also has a birth defect registry that includes cleft lip/cleft palate

reporting.

Obtaining access to routine dental care is a significant problem for low-income Mississippians. The Division of Health Services provides the public with a listing of dental providers who participate in the Medicaid dental program and those who provide low-cost payment options such as sliding-fees based on ability to pay for services. Future activities proposed to improve oral health care access among low income families include the implementation of targeted case-management to identify at-risk children and make referrals for preventive dental care.

FY 2006 Objectives for Oral Health Assurance:

- 5. Continue new program development and expansion of existing programs to meet federal Healthy People 2010 oral health objectives for Mississippi.**
 - a. Reduce the prevalence of dental caries**
 - b. Reduce the prevalence of oral cancer**
 - c. Reduce the prevalence of periodontal disease**
- 6. Seek and identify adequate resources to assure effective oral health protection and promotion activities in Mississippi.**

126 Preventive Services

126.01 Maternal and Infant Health

The MDH provides maternity services statewide to more than 8,401 women through the county health departments, targeting pregnant women with incomes at or below 185 percent of the federal poverty level. The program addresses its goal of reducing infant mortality by providing accessible and continuous quality service based on risk status with referral to appropriate physicians and hospitals as indicated. The Supplemental Food Program for Women, Infants, and Children (WIC) provides essential nutritional counseling and supplemental foods to pregnant and breast-feeding women, as well as infants and children. Since 1990 it has also extended its services to homeless women, infants, and children residing in shelters.

A part-time, board-certified obstetrician provides consultation statewide for the Office of Women(s) Health. The public health team evaluates maternity patients at each visit, using protocols which reflect national maternity standards of care. The team places special emphasis on identifying high risk problems and ensuring appropriate care to reduce or prevent these problems. This includes assisting with arrangements for delivery by an obstetrician at a hospital that provides the necessary

specialized care for the mother and the baby.

The MDH maintains a toll-free telephone hotline which answers inquiries relating to Maternal Child Health (MCH) and Children with Special Health Care Needs (CSHCN). The toll-free line provides assistance to clients seeking MCH/CSHCN services, family planning services, Medicaid, and WIC, as well as other services. This line provides a valuable tool for encouraging early entry into prenatal care and to further link the private and public sectors.

Other groups advocating improved maternal and child health include the Mississippi Hospital Association, the Mississippi Perinatal Association, the Southern Governors' Association, the State Medical Association, the University Medical Center, the Infant Mortality Task Force, and the Mississippi Primary Health Care Association.

The Division of Genetic Services provides newborn screening for 40 genetic disorders to identify these problems early and initiate immediate intervention to prevent irreversible physical or mental retardation or death. A comprehensive system of follow-up is in place to facilitate access to needed services for children and their families.

In Mississippi, birth defects are the leading cause of infant mortality and one of the leading causes of potential life loss. The Division of Genetic Services collects data on all birth defects reported for individuals born in Mississippi on or after January 1, 2000. Through this birth defects surveillance system, infants and children with birth defects are identified and referred to appropriate programs. Sickle cell and genetic satellite clinics are strategically located throughout the state to provide counseling and clinical services.

The Mississippi Affiliate of the Muscular Dystrophy Association provides genetic screening and counseling free of charge to the people they support. The Association's Jackson, Tupelo, and Gulfport clinics provide these services.

Special Initiatives:

Perinatal High Risk Management/Infant Services System

(PHRM/ISS): The perinatal high-risk management/infant services system provides a multi-disciplinary team approach to high risk pregnant women and infants through targeted case management. PHRM/ISS helps eligible women access needed medical care and enhanced services such as nursing, nutrition, and social work. A team of professionals provides risk screening assessments, counseling, health education, home visiting, and monthly case management. The program addresses the individual patient's risk factors to reduce the incidence of low birthweight and infant and maternal mortality and morbidity. Increased access to prenatal care, has reduced infant mortality in the state. Chapter

X provides additional information on this program.

Infant Mortality Task Force: The Mississippi Infant Mortality Task Force fosters the reduction of infant mortality and morbidity in Mississippi and improves the health status of mothers and infants. The Task Force is composed of 11 voting members and one ex-officio member from each of the following: Department of Human Services, MDH, Department of Education, Division of Medicaid, University of Mississippi Medical Center, Mississippi Primary Health Care Association, the Chairman of both the Senate and House Public Health and Welfare Committees, and one additional member of the Senate and House Committees as designated by the Chairman.

Pregnancy Risk Assessment Monitoring System (PRAMS): PRAMS is a part of the Centers for Disease Control and Prevention's initiative to reduce infant mortality and low birthweight. This risk factor surveillance system was designed to generate state-specific risk factor data and to allow comparison of these data among states. PRAMS offers ongoing, population-based information on a broad spectrum of maternal behaviors and experiences, and it captures data on the use of important Maternal/Child Health related resources. Data from the system can be used to develop, monitor, and assess programs designed to identify high-risk pregnancies and to reduce adverse pregnancy outcomes. The components of the PRAMS surveillance systems are summarized under four headings: Sampling and Stratification, Data Collection, Questionnaire, and Data Management and Weighting.

Perinatal Regionalization: Perinatal Regionalization coordinates perinatal care for a defined region, allowing all pregnant women and/or their newborn babies to benefit from the availability of risk-appropriate medical and hospital care. The system encompasses aspects of education, evaluation, referral, and transportation.

Sudden Infant Death Syndrome Program: Sudden Infant Death Syndrome (SIDS) is the sudden death of an infant under one year of age which remains unexplained after a thorough case investigation, including performance of a complete autopsy, examination of the death scene, and a review of the clinical history. SIDS is one of the major causes of death in infants from one month to one year of age. County health department staff initiate contact with families that have experienced a death due to SIDS (telephone, mail, or home visit) to offer support, counseling, and referral to appropriate services. SIDS literature is also available. Parents, caretakers, and pregnant women receive counseling regarding activities to reduce SIDS, such as putting the baby to sleep on its back and avoiding cigarette smoke.

126.02 Heart Disease and Stroke

The American Heart Association-Mississippi Affiliate, a volunteer

agency with a local volunteer heart unit in many Mississippi counties, conducts hypertension screening, one of the leading risk factors for heart disease and stroke. The Affiliate provides screening to the public through health fairs and other educational programs, such as the AHA stroke screening conducted by trained nursing students. Additionally, screenings are conducted through the Heart Disease and Stroke Network, which includes a statewide network of trained volunteers to address heart disease and stroke.

The Mississippi Department of Health, through local county health departments, offers hypertension screening, diagnosis, treatment, and follow-up services jointly with the patient's private physician. The health departments also provide limited nutrition education, exercise counseling, and medication to those without other means of obtaining such services from other providers.

The Office of Preventive Health includes the state(s Cardiovascular Health Program, which promotes the urgency of stroke and heart disease through health promotion activities related to high blood pressure and cholesterol control, knowledge of signs and symptoms of stroke, and improving health care to eliminate disparities.

The state(s Cardiovascular Health Program works closely with the Mississippi Chronic Illness Coalition (MCIC) to build relationships across the state to address heart disease and stroke. Several activities are implemented via this partnership, including a statewide social marketing/speakers bureau program to promote awareness of key health indicators. In addition, community health centers are provided funding and resources to conduct heart disease and stroke prevention activities statewide. The Mississippi State Plan for Heart Disease and Stroke Prevention and Control was published in 2004 and disseminated to key stakeholders who assist in cardiovascular disease prevention/control. The plan focuses on all levels of health promotion from individual change strategies to policy change strategies to have a greater impact on the state(s CVD reduction. The plan will be implemented in coordination with the Mississippi Task Force on Heart Disease and Stroke Prevention.

126.03 Breast and Cervical Cancer

Approximately 80,000 Mississippians have a history of cancer. The American Cancer Society estimates 2,358 new cases of breast cancer and 140 new cases of cervical cancer in Mississippi in 2005, and approximately 450 deaths from breast cancer during the year. Breast cancer is the second leading cause of cancer deaths among women age 45 to 65. The survival rate for non-invasive breast cancer approaches 100 percent; the survival rate for cervical cancer is 80-90 percent.

The Cancer Program works closely with the Maternal/Child Health and

Family Planning programs in screening for cervical cancer in women of reproductive age. Reimbursement for diagnostic services (colposcopy directed biopsy) is provided for breast and cervical screening and mammograms. Currently, 44 contracts have been signed for breast and cervical cancer screening, and 41 contracts have been signed for mammography services. There is a limited amount of medication available for the treatment of breast cancer through the MDH Pharmacy; public education programs are presented as requested from outside sources. Treatment funds are available via Mississippi Division of Medicaid for women detected with breast or cervical cancer enrolled in the Breast and Cervical Cancer Program.

MDH's breast and cervical cancer program focuses on three major areas: 1) screening for breast and cervical cancer; 2) referral, follow-up, and reimbursement for outpatient diagnostic and treatment services for patients with abnormal conditions; and 3) public awareness and professional education.

Educational materials are available at the county levels and the central office of MDH relating to breast and cervical cancer early detection. During 2004, staff provided public awareness materials and conducted presentations at health fairs and professional meetings. To date, 15,212 women have been screened for breast and cervical cancer; 214 breast and six cervical cancers have been detected.

126.04 Diabetes

Type 2 diabetes is a serious disease in Mississippi. The 2003 Behavioral Risk Factor Surveillance System (BRFSS) indicated 11 percent of adult Mississippians are estimated to have been diagnosed as diabetics, compared to seven percent for the United States. The BRFSS report also revealed that the 2003 diabetes prevalence rate exceeded the 2002 prevalence rate by 28 percent. Authorities estimate that adult onset diabetes is under-reported by 40 percent.

Uncontrolled diabetes may lead to serious complications. Every year 2,200 Mississippians suffer significant diabetes-related complications that include lower extremity amputations (1,350 new cases annually), end-stage renal disease (500 new cases annually), and diabetes-related blindness (350 cases annually). About 58 percent of individuals with type 2 diabetes also suffer from cardiovascular disease. Further, idiopathic diabetes contributes to 2,300 deaths.

To address these problems, the Diabetes Prevention and Control Program focuses on increasing diabetic foot exams, eye exams, flu and pneumonia vaccinations, and hemoglobin A-1c testing. Additional actions focus on eliminating health disparities, developing wellness programs, refining tracking measures, and assessing the statewide diabetes public health

system.

During FY 2005, the Diabetes Prevention and Control Program provided, or caused to be provided, continuing professional diabetes management education to more than 1,000 health care providers and training for approximately 200 health care professionals in basic foot care. Program personnel indirectly participated in nearly 2,000 diabetic foot exams. The Program participated with the American Diabetes Association in organizing and implementing "Project Power" in ten churches in the greater Jackson area; continued the "Small Steps, Big Reward" media campaign; formed partnership with other health care providers to initiate an assessment of the Statewide Diabetes Public Health System in six regions of the state; and partnered with the Immunization Division to launch the READII program to increase the influenza and pneumonia vaccination levels among the elderly. The Program also funded 17 faith-based and five community-based organizations to implement local diabetes awareness and prevention activities.

126.05 HIV Disease and Other Sexually Transmitted Diseases

Mississippi, along with the rest of the world, faces a growing problem with HIV disease (HIV infection which has not yet developed into AIDS) and AIDS. Although Mississippi's number of cases of HIV disease is relatively small, the state must continue to prepare to manage the needs of the increasing number of people living with HIV disease. But, in attending to this problem, the state cannot afford to divert resources from the control of other sexually transmitted diseases.

Mississippi reported 452 new cases of HIV disease in 2003 and 607 cases in 2004. Health officials estimate that as many as 10,000 Mississippians may be affected with HIV, the virus that causes AIDS. The severity of the epidemic in the African-American community surpasses levels initially noted in white men who have sex with other men (MSM). African-Americans now account for the majority of new HIV infections and AIDS cases. The behavioral connection between HIV infection and STDs indicates that the presence of STDs predisposes people to greater probability of HIV transmission and infection. In other words, Mississippi faces the likelihood of continuing to acquire HIV infections. Mississippi reported a total of 213 cases of early syphilis in 2003 and 186 in 2004. As the number of new syphilis cases decreased in 2004, a similar decrease occurred in the number of newly reported cases of HIV disease as well.

Traditional epidemiological approaches to the control of sexually transmitted diseases include detection, partner counseling and referral services, and treatment. For HIV/AIDS, targeted testing directed toward persons with high risk characteristics is the most cost-effective method of detection. High risk groups include: (a) men who have sex with men,

(b) intravenous drug users, (c) hemophiliacs and others who received blood or blood products from 1978 to June 1985, (d) infants born to mothers who are at risk for HIV infection, and (e) heterosexuals who engage in high risk behavior.

The MDH's STD/HIV Bureau serves as the focal point for the majority of federal assistance provided to Mississippi for the prevention and control of STDs, HIV infection, and AIDS. During 2004, the program received grants from, or participated in cooperative agreements with, the Centers for Disease Control and Prevention, the Health Resources and Services Administration, and the Department of Housing and Urban Development to manage six projects worth over \$20 million. The Bureau's mission is to reduce the number of newly diagnosed STDs, HIV infection, and AIDS in Mississippi. The Bureau's major activities include surveillance; counseling and testing; partner counseling and referral services; health education/risk reduction; public information; HIV/AIDS drug, medical, and housing services reimbursement; minority initiatives; and STD treatment.

The Prevention and Education Branch plans, implement, and evaluates prevention interventions designed to reach high priority target populations. Branch staff conducts training sessions throughout the state as well as provide prevention education at forums, workshops, seminars, health conferences, community presentations, and mobile clinic site assignments. Through these venues, community members develop the knowledge and non-judgmental presentation skills and perspective necessary to support the STD/HIV Speakers Bureau. During 2004, an estimated 17,500 people benefited from these services.

The Prevention and Education Branch also coordinates the distribution and management of federal funding to AIDS Service Organizations (ASOs) and other service contracts, including the American Red Cross and Mississippi AIDS Service Expansion (MASE). These agencies serve as partners with MDH to provide culturally sensitive and age and linguistically appropriate preventative messages to a wide variety of Mississippians, particularly those infected and affected by HIV/AIDS. These organizations received contracts based on technical merit of their applications and the degree to which each application responded to the needs identified by the Mississippi HIV Prevention Community Planning Group.

The CARE and Services Branch manages funds that Mississippi receives under the provision of Title II of the Ryan White Comprehensive AIDS Resources Emergency (CARE) Act. These funds are available to provide life sustaining therapies for people living with HIV disease. The AIDS Drug Program managed by this branch served approximately 1,359 people in 2004, while the Home-Based Program served more than 85. The Housing Opportunities for People living with AIDS Program, also managed by this Branch, enabled people living with HIV disease

and their families to remain together.

Although there is no known cure for HIV, there are drugs which slow the course of the disease and prolong the lives of patients. Protease inhibitors, in combination with other anti-retrovirals, can drastically reduce the amount of HIV present in the body. This therapy is very costly (\$12,000 to \$16,000 per patient per year) and is therefore unavailable to most infected Mississippians without financial assistance. Treatment of the opportunistic diseases which accompany AIDS often requires hospitalization and expensive medications. Estimates of the costs of treating current and future AIDS patients are astronomical. Currently, the average lifetime medical cost for an AIDS patient is between \$129,000 and \$200,000; the annual cost of treating a person with HIV infection (not yet AIDS) is approximately \$32,000. Costs may vary considerably from patient to patient.

The source of payment for the high costs of HIV testing and treatment is but one of many issues being brought to the forefront of public health policy discussions. Other states have proposed or passed legislation addressing such issues as involuntary testing of defined groups of persons and discrimination by insurance companies and employers of those infected with HIV.

MDH staff, current and potential HIV/AIDS providers, and interested citizens participated in an HIV Services Planning Project. The group developed a statewide plan for delivering integrated health and social services to individuals with HIV/AIDS and all of its clinical manifestations. The MDH published the results of this project, which included recommendations in the following areas:

- HIV counseling and testing;
- outpatient medical care;
- dental policy development and accessible dental care;
- long-term planning for hospitals regarding inpatient care;
- home health services;
- medical equipment, supplies, and medication;
- hospice care; and
- support services, such as case management and care coordination.

The state will continue its efforts to control the spread of HIV disease through public education, treatment, and contact counseling.

The Division of Medicaid was awarded a six-year grant by the Health

Care Financing Administration under the Ticket to Work and Work Incentives Improvement Act of 1999 to provide Medicaid services to individuals with a diagnosis of HIV or AIDS who do not meet the disability criteria of the Social Security Administration. The purpose of the demonstration grant is to determine whether providing coverage to individuals with HIV/AIDS earlier in the course of their disease will improve their ability to stay employed and remain self-sufficient, maintain their physical and mental health, and delay onset of disability.

126.06 Communicable Diseases

The MDH Office of Communicable Diseases provides a statewide surveillance program to monitor the occurrence and trends of infectious diseases and immunizations. The office provides drugs for direct disease intervention in specific illnesses and offers educational updates and training to the medical and lay communities. Staff provides consultation to health care providers and the general public on communicable disease control and prevention, vaccine preventable disease, international travel regulations, TB, STD, and AIDS.

The MDH Immunization Program provides and supports services designed to ultimately eliminate morbidity and mortality due to childhood, adolescent, and adult vaccine-preventable diseases, influenza, and pneumonia. These services include vaccine administration, monitoring of immunization levels, disease surveillance and outbreak control, information and education, and enforces immunization laws by monitoring compliance in schools and day care centers.

Data for 2004 indicated that the immunization level for 24 month old children was 84.7 percent based on the 4-3-1 schedule. For 4-3-1-3 (HIB) the level was 83.9 percent. All MDH clinics determined coverage levels through use of the Clinic Assessment Software Application (CASA). Additionally, an integral part of every non-MDH Vaccines for Children provider clinic evaluation includes a CASA assessment annually. National Infant Immunization Awareness Week and National Adult Immunization Awareness Week are yearly events that the Immunization Division promotes and supports. The Immunization Program promotes adolescent immunization through the school-based Hepatitis-B program. The Mississippi Statewide Immunization Coalition held three meetings during the year, with approximately 100 people in attendance at each meeting. This coalition is currently functioning as a 501-C-3 organization.

All immunization providers in the state are not reporting immunization histories to the Immunization Registry. The bar code technology to fully implement the registry to all providers in the state has been developed and private providers are currently reporting through this method. Fax, phone, and mail reporting are currently available. The Bureau of Immunization provides technical assistance to MDH staff on all registry

issues related to the statewide Immunization Registry. The Immunization Program has developed web site access to the statewide Immunization Registry for providers to view immunization histories. Currently, 165 providers are accessing the web site at the clinic level. The Immunization Division has implemented access from the website and printing capability of the Certification of Immunization form.

126.07 Tuberculosis

The American Lung Association of Mississippi (ALAM), a non-profit voluntary health organization dedicated to lung disease prevention and control, provides several programs geared toward public awareness. These programs include public information, patient services, emergency financial assistance, public and professional education, and medical research. ALAM concerns itself with any lung or breathing problem (more than 30 serious lung diseases, in addition to tuberculosis, present a threat to "life and breath". ALAM's strong volunteer crusade battles tuberculosis, emphysema, chronic bronchitis, lung cancer, asthma, pneumonia, dust and lung diseases, Sudden Infant Death Syndrome, and any of the multitude of problems that strike the lungs or respiratory system.

The MDH Bureau of Tuberculosis and Refugee Health provides early and rapid detection; appropriate treatment and follow-up; and therapy for latent tuberculosis infection (LTBI) to persons at risk of developing the disease. Because of the significant public health implications of tuberculosis, regularly scheduled educational up-dates and certification courses are provided to persons in health related occupations.

Several areas of concern regarding TB trends in 2004 include: eleven cases were drug resistant; ten cases were among children; nine were foreign born; and five cases were HIV-positive. The continuing transmission of TB to children and the growing number of foreign born individuals from high prevalence countries relocating to Mississippi are the most significant threats confronting the prevention and control of TB. The treatment and follow-up of parasitic diseases among Sudanese arrivals lead to testing and TB follow-up of all refugee children.

With 119 cases reported, tuberculosis morbidity in Mississippi declined seven percent in 2004. Mississippi's aggressive efforts to eliminate TB have resulted in an overall reduction in morbidity of 69 percent since 1989. TB in black Mississippians has declined from 217 cases in 1989 to 76 cases in 2004, with a reduction in the case rate among blacks from 23.6 to 7.3 cases per 100,000 population.

Of the 241 latent TB infection preventive patients less than 15 years of age for whom directly observed therapy was recommended in 2004, 99 percent were placed on this therapy. Ninety-nine percent of the HIV-positive preventive patients were placed on directly observed therapy.

Ninety-two percent of the newly infected Mississippi Department of Corrections inmates placed on latent TB infection therapy are receiving directly observed therapy.

126.08 Clinical Preventive Services

The Division of Medicaid, through the Early and Periodic Screening, Diagnosis, and Treatment (EPSDT) program, offers health care to eligible children and youth under the age of 21 years. This program screens children for physical, mental, and developmental defects and provides for necessary health care to correct or ameliorate those defects. Treatment for visual, hearing, and dental problems is also provided. Thus, EPSDT introduces eligible children into the health care system and makes services available to them before health problems become chronic and expensive to treat. EPSDT also provides teenagers with factual reliable information to help them make better and more healthful choices.

The MDH provides childhood immunizations, well-child assessments, and tracking of infants and other high risk children, targeting services to children whose family incomes are at or below 185 percent of the federal poverty level. The Department serves more than 115,000 children annually. Adjunct services such as the Genetic Screening Program, the Supplemental Food Program for Women, Infants and Children (WIC), the Children's Medical Program, the Childhood Lead Poisoning Prevention Program, Abstinence, and the Birth Defects Registry are important components of the comprehensive Child Health Program. The multidisciplinary team includes medical, nursing, nutrition, and social services. The program provides early identification of potentially crippling conditions and linkages with providers necessary for effective treatment and management.

Special Initiatives:

Out-Reach Initiative Project: The failure of parents to take advantage of the EPSDT program is a major problem in the provision of preventive health services. Approximately 55 percent of children eligible for EPSDT fail to keep appointments. Consequently, early childhood services, i.e., immunizations, are deferred until the child is ready to enter Head Start or kindergarten. Providers of EPSDT services are charged with the responsibility of outreach to those children who are not in the EPSDT program in an effort to bring them into the mainstream of health care.

First Steps Early Intervention System: Mississippi has implemented an interagency early intervention system, called First Steps, for infants and toddlers with developmental disabilities. Early intervention of children experiencing developmental delay reduces the chance of negative economic, health status, educational, and social effects

throughout adulthood. Chapter XII presents additional information on this program.

Chapter 08 Long-Term Care

- 127 Mississippi's long-term care patients (nursing home and home health) are primarily disabled elderly people, who make up 19.8 percent of the 2010 estimated population above age 65. Projections place the number of people in this age group at approximately 452,466 by 2010, with more than 89,500 disabled in at least one essential activity of daily living.

Providing long-term care for the elderly remains an expensive and complex problem in Mississippi and throughout the United States. In the past decade, Mississippi has experienced increases in both the number and the proportion of elderly people. Nearly 18 percent of the state's elderly people are aged 85 or above. This group of "oldest old" grew by 32.6 percent from 1990 to 2000, whereas the total elderly population grew by only 6.9 percent, and the oldest category is expected to double in size by 2010.

The risk of becoming frail, disabled, and dependent rises dramatically with age. For many years, authorities believed that because people were living longer, the population was healthier. Medical evidence suggests that this assumption is invalid, that in fact, longer life accompanies increases in the prevalence of chronic illness and disability. Medicine has been successful in dealing with many acute health conditions, increasing the average length of life. But people are often living longer with, and in spite of, some very disabling chronic conditions, which the present health care system can "manage" but not cure. So while the lives of many people have been prolonged through advances in medicine and public health, the quality of an older person's life often suffers. Elders may become dependent on medical technology and on family and professional care providers and many will need assistance for years - not just weeks or months.

These trends pose tremendous challenges for society. Issues include ensuring an adequate supply of trained caregivers, protecting vulnerable groups, and financing expensive long-term care programs with limited resources. In many cases, the greatest needs of elderly people are not medical, but rather a need for help with the basic activities of daily living, such as bathing and dressing. Many have difficulty with activities that require walking - for example, shopping; yet with proper help many people are still able to remain at home.

The U.S. Census' *Profile of Selected Social Characteristics: 2000* estimates that of the 316,049 Mississippians aged 65 and over, 166,819 (52.78 percent) suffer from some form of disability. Drastic increases occur with advancing age in the number of people reporting difficulties and in the number reporting more than one problem and the severity of problems is likely to worsen as the years pass. Nursing home use increases significantly as people grow older - only 2.6 percent of the age 65 to 74 population lives in nursing homes, compared to 7.9 percent of

the age 75 to 84 population and 23.9 percent of the population over age 85.

127.01 Options for Long-Term Care

When people hear the phrase "long-term care," nursing homes generally come to mind. In reality, most people receive long-term care at home or in the homes of family members. Only 8.6 percent of Mississippi's total population over age 65 lived in a nursing home during calendar year 2003. "Long-term care" simply means assistance provided to a person who has chronic conditions that reduce their ability to function independently. Many people with severe limitations in their ability to care for themselves are able to remain at home or in supportive housing because they have sufficient assistance from family, friends, or community services.

The use of services in the community can play a vital role in helping the elderly maintain some degree of independence and postpone or avoid institutionalization for many people. Examples of these community services include adult day care, senior centers, transportation, meals on wheels or meals at community locations, and home health services. The Older Americans Act provides funding for many of these services, along with the federal Social Services Block Grant and state funds. The Mississippi Department of Human Services Division of Aging and Adult Services and the state's ten Area Agencies on Aging coordinate the funds and help people aged 60 and older to obtain services. These agencies work with state and local governments, foundations, and private sector businesses to expand funding at the local level and provide as many services as possible to elderly residents. Tables VIII-1 and VIII-2 show the nature and volume of such services throughout the state.

The Mississippi Division of Medicaid funds and directs a statewide program for home and community-based services under a federally granted Medicaid waiver. Under this program, eligible individuals can choose to receive supportive services in their own homes or in the community rather than enter a nursing home. Services include case management, homemaker assistance, home-delivered meals, adult day care, institutional or in-home respite care, escort transportation, and expanded home health services. Participants in the waiver program must be 21 years of age or older, meet nursing home level of care requirements, and need assistance with at least three activities of daily living. Medicaid eligibility criteria include Supplemental Security Income (SSI) beneficiaries, those covered under Poverty Level Aged or Disabled (PLAD), or those with income under 300 percent of the SSI income level.

While home care costs less per person than institutional care, total state costs can be increased tremendously by the large number of people who would likely sign up for in-home services if Medicaid were to pay for them. National surveys have shown that for every person in a nursing

home, there are at least two living in the community who are just as sick. These people either refuse to enter a nursing home or have not been able to find an available nursing home bed in their area. Thus states that expand home and community-based programs through Medicaid waivers may wind up with tremendous increases in the number of people applying for the program and tremendous increases in costs as well. This is a major dilemma that all states must resolve, and its solution may lie in a complete re-formulation of long-term care policies.

Table VIII-1
Division of Aging and Adult Services
In-Home and Community Based Services
 FY 2004

Area Agency on Aging	In-Home Services		Community Services		Congregate and Home Delivered Meals	
	Clients Served	Units Served	Clients Served	Units Served	Clients Served	Units Served
Central	1,030	56,347	2,166	114,533	3,676	588,472
East Central	1,475	55,595	3,380	43,735	1,563	338,157
Golden Triangle	1,960	104,295	1,353	47,365	1,814	433,468
North Central	1,603	20,932	4,893	10,117	2,384	563,964
North Delta	2,094	77,448	482	35,484	1,725	386,687
Northeast	2,464	166,344	1,473	30,737	1,613	250,491
South Delta	2,960	134,313	294	24,390	5,504	324,792
Southern	1,287	55,623	1,344	130,808	3,614	420,043
Southwest	3,137	28,343	3,463	96,549	1,471	405,767
Three Rivers	1,201	53,270	6,607	55,545	2,089	280,784
Total	19,211	752,510	25,455	589,263	25,453	3,992,625

In-Home Services include: Case Management, Homemaker, Visitation and Telephone Reassurance, Residential Repair, Emergency Response, Respite Care, Special Needs and Medicaid Waiver.

Community Services include: Transportation, Outreach, Adult Day Care, Information and Referral, Ombudsman, Senior Center Activities, Legal, and Senior Discount.

Table VIII-2
Community Based Services Client Demographic Mix
 FY 2004

Area Agency on Aging	Minority Served	Frail Disabled Served	Rural Served	Below Poverty Served	Below Poverty Minority	Socially Needy Served	Unduplicated Clients Served
Central	3,445	3,615	3,315	3,188	2,451	4,871	5,236
East Central	2,996	666	5,991	5,325	2,396	4,660	6,659
Golden Triangle	1,435	2,089	1,403	1,534	1,064	2,289	2,377
North Central	1,685	2,215	2,754	1,707	1,153	2,424	2,911
North Delta	1,948	2,592	2,456	2,069	1,551	2,802	2,898
Northeast	655	2,486	2,574	1,741	452	2,642	2,975
South Delta	4,008	5,033	3,812	4,148	3,406	5,234	5,280
Southern	2,143	4,054	2,923	2,722	1,253	5,369	6,000
Southwest	3,474	4,469	4,263	3,061	2,393	4,759	5,569
Three Rivers	712	2,328	815	2,002	486	2,705	3,047
Total	22,501	29,547	30,306	27,497	16,605	37,755	42,952

Source: Department of Human Services, Division of Aging and Adult

127.02 Housing for the Elderly

Policy makers throughout the country are beginning to realize that many elderly people do not need skilled nursing care on a daily basis; they simply need safe, affordable housing and some assistance with the activities of daily living. Several states are exploring ways to expand supportive housing for the elderly. Such housing can take many forms.

"Board and care homes" are residences providing rooms (often semi-private), shared common areas, meals, protective oversight, and help with bathing, dressing, grooming, and other daily needs. Around the country, states license these homes under many different names. The size and type of homes, licensing requirements, staffing, costs, and the type of resident considered appropriate for this type of care vary widely.

In Mississippi these facilities are licensed as personal care homes: Personal Care Home - Residential Living and Personal Care Home - Assisted Living. Both of these facilities provide residents a sheltered environment and assistance with the activities of daily living. Additionally, Personal Care Homes - Assisted Living may provide additional supplemental medical services that include the provision of certain medical services and emergency response services.

The state currently has 181 licensed personal care homes, with a total of 4,700 licensed beds. Mississippi Medicaid operates an Assisted Living Waiver program which is piloted in seven counties: Bolivar, Sunflower, Lee, Hinds, Newton, Forrest, and Harrison. To participate in this waiver, individuals must be 21 years of age or older, meet nursing home level of

care, and need assistance with at least three activities of daily living or have a diagnosis of Alzheimer(s) Disease or other dementia and need assistance with two activities of daily living. Facilities must be licensed by the MDH as a Personal Care Home - Assisted Living to become a Medicaid provider for participation in the waiver. Individuals will be responsible for the cost of room and board and Medicaid will pay a flat, daily rate for services received within the facility. Services include personal care services, homemaker, chore, attendant care, medication oversight, therapeutic social and recreational programming, medication administration, intermittent skilled nursing services, transportation specified in the plan of care, and attendant call systems. Medicaid eligibility criteria include SSI beneficiaries, those covered under Poverty Level Aged and Disabled (PLAD), or those with income under 300 percent of the SSI income level.

"Retirement communities" or "senior housing facilities" have become common around the state. These communities usually provide apartments for independent living, with services such as transportation, weekly or bi-weekly housekeeping, and one to three meals daily in a common dining room. Many of these facilities include a licensed personal care home where the resident may move when he or she is no longer physically or mentally able to remain in their own apartment. Most facilities do not require an initial fee and do not sign a lifetime contract with their residents. They generally offer only independent living and personal care (most do not include a skilled nursing home as a part of the retirement community).

Another type of retirement center, called a "continuing care retirement community" (CCRC) includes three stages: independent living in a private apartment, a personal care facility, and a skilled nursing home. This type of facility enters into a contract with residents whereby the resident pays a substantial fee upon entering the CCRC and the facility agrees to provide care for the remainder of the resident's life.

127.03 Financing for Long-Term Care

Most Americans are astounded to learn of the scarcity of financial help available for long-term care. Many people assume that Medicare pays for these services; in fact, Medicare funds a maximum of 100 days in a Medicare-certified skilled nursing facility only after a hospital stay of at least three days and only if the attending physician certifies the patient as needing skilled nursing or rehabilitative services. Even under these conditions, only the first 20 days are completely covered. For the remaining 80 days, the individual must make a co-payment. Furthermore, only 75.7 percent of Mississippi's skilled nursing homes are certified to participate in the Medicare program (140 of 185 nursing homes). The number of nursing homes certified for Medicare has increased substantially in recent years, but many still do not choose to

participate in the program.

Swing-beds provide a valuable transition from hospital care for many Medicare-eligible patients who are initially not well enough to go home, but who can return home following an additional period of recuperation. Without the extended care provided in a swing-bed, many of these patients would become nursing home residents. Fifty-three hospitals participated in the swing-bed program during FY 2004 and provided care equivalent to approximately 194 nursing home beds. However, federal law limits the swing bed program to rural hospitals of fewer than 100 beds. Chapter XI offers additional information on swing bed services.

Mississippi also has nine Medicare-certified long-term acute care hospitals presently in operation and one additional facility with CON authority to provide long-term acute care services. These hospitals provide extended care to patients who require no more than three hours of rehabilitation per day but who have an average length of stay greater than 25 days. As with swing beds, these hospitals allow patients a longer period of recuperation to possibly avoid admission to a nursing home.

In addition, licensed acute care hospitals may designate a portion of their beds as a "distinct part skilled nursing facility." These hospitals may then receive Medicare certification as a skilled nursing facility for those apportioned beds if the beds are located in a physically identifiable, distinct part of the hospital and meet all the certification requirements of a skilled nursing facility. A total of 14 hospitals with 206 beds are in operation.

Medicare also finances home health care when medically necessary and ordered by a physician. This care is more important than ever before as hospital stays become shorter and patients are discharged in a "sicker" condition. However, Medicare regulations require that the patient be housebound, be under the care of a physician, and need skilled nursing care, physical therapy, or occupational therapy. Chapter XIII provides information on home health services in Mississippi.

Nationally, Medicare has become one of the largest funding sources for home health services, and Medicare funding for short stays in nursing homes is increasing. Nevertheless, Medicare remains a medical model intended to pay for short term acute care, not extended long-term care services.

127.04 Medicaid

Medicaid is the primary payor of long term skilled nursing care in the United States. Nearly 18 percent of the Medicaid budget in Mississippi goes to long term care, with approximately 70 percent of the nursing home care funded by Medicaid. However, an individual's assets and

income must be very low to qualify for the Medicaid program.

Nursing home care is very expensive, averaging \$40,000 a year in Mississippi. Many people enter nursing homes as private pay patients and exhaust their assets after a short time. Then, they must rely on Medicaid to pay for their care. Patients or their families pay for approximately 11 percent of the nursing home care in Mississippi.

127.05 Long-Term Care Insurance

Long-term care insurance, a relatively new product in the insurance marketplace, is still evolving to better meet consumers' needs. For some people, a long-term care insurance policy is an affordable and attractive option. For others, the high cost or the benefits they can afford are too small to make a policy worthwhile.

The MDH recognizes and encourages the efforts of the nursing home industry, working with the insurance industry, the American Association of Retired Persons, and others toward developing a suitable program of long-term care insurance. While not an immediate solution to the problem of funding long-term care, the potential for broader coverage through employer contributions and earlier enrollment at an age where premiums are more affordable does hold promise for improved coverage in the future.

127.06 Nursing Facilities

Mississippi has 185 public or proprietary skilled nursing homes, with a total of 17,084 licensed beds. Nineteen entities have received CON approval for the construction of 891 additional nursing home beds and ten facilities have voluntarily delicensed a total of 321 nursing home beds which are being held in abeyance by MDH. This count excludes one nursing home operated by the Mississippi Band of Choctaw Indians, with 120 beds; two nursing homes operated by the Department of Mental Health, with a total of 707 licensed beds in FY 2004; four nursing homes operated by the Mississippi State Veteran's Affairs Board, with a total of 600 beds; and one facility operated by the Mississippi Methodist Rehabilitation Center, with a total of 60 beds dedicated to serving patients with special rehabilitative needs, including spinal chord and closed-head injuries. These beds are not subject to Certificate of need review and are designated to serve specific populations.

To contain escalating costs to the Medicaid program, the Mississippi Legislature placed a permanent moratorium of new nursing home beds in 1980. However, the Legislature periodically grants exemptions to the moratorium for specific areas of the state.

127.07 Long-Term Care Beds for Individuals with Mental Retardation and Other Developmental Disabilities

Mississippi had 2,709 licensed beds classified as ICF/MR (intermediate care facility for the mentally retarded) for licensure year 2005. The Department of Mental Health (MDMH) operates five comprehensive regional centers that contain 2,040 active licensed and staffed beds, and five proprietary facilities operate the remaining 669 beds. The residents of the MDMH's regional centers, although they have mental retardation/developmental disabilities, also have severe physical disabilities that result in their requiring care at the nursing home level. Regular nursing facilities are not equipped to serve these individuals.

Map VIII-2 shows the MR/DD Long-Term Care Planning Districts, and Table VIII-5 presents the MR/DD nursing home bed need by Planning District. Both the map and table appear in the criteria and standards section of this chapter. The adopted formula of one bed per 1,000 population less than 65 years of age indicates that the state needs an additional three MR/DD nursing home beds.

The Department of Mental Health has achieved significant progress in developing community living alternatives for persons with mental retardation and developmental disabilities. The prevailing philosophy on the national and state level is to shift emphasis from large institutions to small specialized facilities within the community. Individuals placed in these facilities need long-term treatment programs that may last for several years. In theory, ICF/MR facilities are transitional - individuals should eventually reach a level of functioning that would allow them to move to a less restrictive environment. Rehabilitative and habilitative training programs continue as long as the individual remains in the facility.

Small facilities of ten or fewer beds in size blend better with the community and more closely follow the tenants of the normalization concept than do large institutions. In accordance with this philosophy, the Department of Mental Health continues the development of small ICF/MR community-based group homes and has received or requested funding for 70 such homes.

The Department of Mental Health has also developed small community-based group homes and supervised apartment programs specifically for individuals with mental retardation/developmental disabilities. Community mental health/mental retardation centers and private, not-for-profit corporations operate additional homes. The homes and apartments must meet MDMH minimum standards for certification. The residents of these programs generally have a higher level of

independence than those in the ICF/MR facilities.

Tables VIII-3 (A) and (B) show the location and type of both the ICF/MR-licensed community-based homes, the additional community-based group homes, and the supervised apartments for individuals with developmental disabilities.

128 Alzheimer's Disease and Other Related Dementia

Dementia, a clinical syndrome characterized by the decline of cognitive ability in an otherwise alert individual, by definition involves some memory loss. Other cognitive abilities are frequently diminished or lost, including judgment, learning capacity, reasoning, comprehension, and attention and orientation to time, place, and self. The ability to express oneself meaningfully and to understand what others communicate usually also becomes affected.

The Office of Technology Assessment (OTA), U.S. Department of Health Care Financing, estimates that the prevalence of dementia increases dramatically with age from one percent of those individuals aged 65-74 years old, to seven percent of those 75-84 years, to 25 percent of those aged 85 and over. OTA also estimates that 1.8 million persons in the United States have severe dementia. In addition, one to five million people have mild or moderate dementia. The prevalence could more than triple within the next 50 years if there are no changes in the biomedical knowledge base or clinical management of the disease that causes dementia (OTA, 1992).

In general, health status declines with aging, as individuals become more frail and susceptible to multiple chronic illnesses. Cognitive losses become a leading cause of functional and physical decline. As the disease progresses, the individual begins to experience loss in performing personal care tasks and cognitive-dependent home management tasks. These activities are referred to as activities of daily living (ADL) and instrumental activities of daily living (IADL), respectively. Persons with dementia who need physical and behavioral intervention may include persons ranging from ambulatory individuals who are able to do some ADL tasks to individuals who need total care. Estimates of how many persons need both ADL and IADL services range from nine percent of persons who are 65 to 69 years old to 45 percent or above for those 85 and older. The progression of dementia is not caused by a person's age, but by the loss of functions increasing to total disability. The most acute cases are found among persons who are over the age of 80.

Informal networks of families and other caregivers provide the bulk of the care and services for individuals with dementia. These individuals live in a home-like environment for long periods of time regardless of their severe memory impairment and behavioral dysfunctions. Often the

spouses or other caregivers, who endure their loved one(s) cognitive loss and assume heavy burdens of care over a prolonged period of time, become the less visible victims of dementia. Individuals with dementia may require constant vigilance by their caregivers because of their unpredictable behavior. As time progresses, the caregivers may begin to experience stress-related illnesses and may become more susceptible to problems of advancing age.

As the individual's illness worsens, the caregiver may require help from formal health services or a facility that offers long term residential services. Alternative services provide a continuum ranging from independent living without outside support to assisted living in the home supported by a community day service. Finally, care-givers may seek help from a residential care facility, a nursing facility, or in rare cases, a psychiatric hospital, if there is a history/evidence of a co-occurring mental illness.

Events which precipitate an individual's move from a home environment to a nursing facility are usually related to circumstances, specific events, or symptoms that cause care-giving in the home setting to be too burdensome, stressful, or unsafe. This decision is usually entailed by sickness and/or death of a spouse or care-giver. The challenge for family and care-givers is to determine when home care becomes inappropriate and institutional care becomes a necessity, not a choice.

The 1999 Legislature temporarily lifted the long-term care moratorium to allow the approval of Certificates of Need for a total of 60 nursing facility beds for individuals with Alzheimer(s) Disease (20-bed units in the northern, central, and southern portions of each of the Long-Term Care Planning Districts), for a total of 240 additional beds. The MDMH has established the Division of Alzheimer(s) Disease and Other Dementia, with the responsibility of developing and implementing state plans to assist with the care and treatment of persons with Alzheimer(s) disease and other dementia, including the development of community-based day programs and training needed by caregivers. Two adult day programs for individuals with Alzheimer(s) Disease/Other Dementia are currently funded and serving as pilot projects. Central Mississippi Residential Center operates Footprint Adult Day Services in Newton and Region 6 Community Mental Health Center (Life Help) operates Garden Park Adult Day Program in Greenwood. Each program serves 20 persons at a time and presently operates at capacity. The Division of Alzheimer(s) Disease and Other Dementia, in addition to its main DMH office in Jackson, has satellites in Hattiesburg and Long Beach. A training curriculum for education of caregivers (service providers and family members) has been updated and expanded and was made adaptable to different target audiences. Training has steadily increased since program inception.

Table VIII-3 (A)
 Mississippi State Department of Mental Health
 Bureau of Mental Retardation
Community Living Arrangements
Group Homes*
 FY 2004

Provider	Sites
Boswell Regional Center	Brookhaven (3), Hazlehurst (2), Magee (4), Mendenhall (2), Wesson (2)
Ellisville State School	Ellisville (2), Hattiesburg (3), Laurel (3), Prentiss (2), Sumrall (2), Lumberton (2), Columbus, Taylorsville (2), Waynesboro (2), Richton (2)
Hudspeth Regional Center	Brandon, Meridian (2), Whitfield, Morton (2), Louisville (2), Kilmichael (2), Kosciusko (2)
Mississippi Christian Family Services	Rolling Fork (2)
North Mississippi Regional Center	Bruce (2), Corinth (2), Fulton (2), Hernando (2), Oxford, Tupelo (2), Batesville (2), Senatobia (2), Booneville (2)
Region 1 CMHC	Clarksdale
Region 5 CMHC	Greenville and Cleveland
Region 6 CMHC	Greenwood (2)
Region 7 CMHC	Starkville
Region 14 CMHC	Gautier
South Mississippi Regional Center	Biloxi (2), Gautier (3), Gulfport, Picayune, Poplarville (2), Wiggins (2), Waveland (2)
Willowood	Clinton, Pearl, Jackson

*Ten-Bed ICF/MR homes are included in the above chart. The chart does not include 305 individuals served in the HCBs supervised/supported Residential Habilitation programs.

Table VIII-3 (B)
 Mississippi State Department of Mental Health
 Bureau of Mental Retardation
Community Living Alternatives
Supervised Apartments
 FY 2004

Provider	Sites
Boswell Regional Center	Magee, Brookhaven
Ellisville State School	Ellisville, Laurel, Columbus
Hudspeth Regional Center	Brandon, Clinton, Pearl
North Mississippi Regional Center	Oxford, Tupelo
Region 14	Lucedale
South Mississippi Regional Center	Gulfport, Biloxi, Picayune
Region 14, Mental Health Center	Lucedale
Region 15, Warren-Yazoo Mental Health Services	Yazoo City
St. Francis Academy	Picayune
Willowood	Jackson

129 Certificate of Need Criteria and Standards for Nursing Home Beds

Should the Mississippi Department of Health receive a Certificate of Need application regarding the acquisition and/or otherwise control of major medical equipment or the provision of a service for which specific CON criteria and standards have not been adopted, the application shall be deferred until the Department of Health has developed and adopted CON criteria and standards. If the Department has not developed CON criteria and standards within 180 days of receiving a CON application, the application will be reviewed using the general CON review criteria and standards presented in the Mississippi Certificate of Need Review Manual and all adopted rules, procedures, and plans of the Mississippi Department of Health

130 Policy Statement Regarding Certificate of Need Applications for the Offering of Nursing Home Care Services

130.01 Legislation

1. **The 1990 Mississippi Legislature imposed a permanent moratorium which prohibits the MDH from granting approval for or issuing a Certificate of Need to any person proposing the new construction of, addition to, expansion of, or conversion of vacant hospital beds to provide skilled or intermediate nursing home care, except as specifically authorized by statute.**
2. **Effective July 1, 1990, any health care facility defined as a psychiatric hospital, skilled nursing facility, intermediate care facility, intermediate care facility for the mentally retarded, or psychiatric residential treatment facility that is owned by the State of Mississippi and under the direction and control of the State Department of Mental Health is exempted from the requirement of the issuance of a Certificate of Need under Section 41-7-171 et seq., for projects which involve new construction, renovation, expansion, addition of new beds, or conversion of beds from one category to another in any such defined health care facility.**
3. **The 1999 Mississippi Legislature temporarily lifted the 1990 moratorium to allow a 60-bed nursing facility to be added to each of 26 counties with the greatest need between the years 2000 and 2003. The Legislature also permitted CONs for 60 nursing facility beds for individuals with Alzheimer(s) Disease in the northern, central, and southern parts of each of the Long-Term Care Planning Districts, for a total of 240 additional beds.**
4. **Effective April 12, 2002, no health care facility shall be authorized to add any beds or convert any beds to another**

category of beds without a Certificate of Need.

5. Effective March 4, 2003, if a health care facility has voluntarily delicensed some of its existing bed complement, it may later relicense some or all of its delicensed beds without the necessity of having to acquire a certificate of need. The Department of Health shall maintain a record of the delicensing health care facility and its voluntarily delicensed beds and continue counting those beds as part of the state's total bed count for health care planning purposes.

130.02 Long-Term Care Planning Districts (LTCPD): The MDH shall determine the need for additional nursing home care beds based on the LTCPDs as outlined on Map VIII-1. The MDH shall calculate the statistical need for beds in each LTCPD independently of all other LTCPDs.

130.03 Bed Need: The need for nursing home care beds is established at:

1. 0.5 beds per 1,000 population aged 64 and under
2. 14 beds per 1,000 population aged 65-74
3. 59 beds per 1,000 population aged 75-84
4. 179 beds per 1,000 population aged 85 and older

130.04 Population Projections: The MDH shall use population projections as presented in Table VIII-4 when calculating bed need. These population projections are the most recent projections prepared by the Center for Policy Research and Planning of the Institutions of Higher Learning (March 2002).

130.05 Bed Inventory: The MDH shall review the need for additional nursing home beds using the most recent information available regarding the inventory of such beds.

130.06 Size of Facility: The MDH shall not approve construction of a new or replacement nursing home care facility for less than 60 beds. However, the number of beds authorized to be licensed in a new or replacement facility may be less than 60 beds.

130.07 Definition of CCRC: The Glossary of this Plan presents the MDH(s) definition of a "continuing care retirement community" for the purposes of planning and CON decisions.

130.08 Medicare Participation: The MDH strongly encourages all nursing homes participating in the Medicaid program to also become certified for participation in the Medicare program.

- 130.09 Alzheimer(s)/Dementia Care Unit: The MDH encourages all nursing home owners to consider the establishment of an Alzheimer(s)/Dementia Care Unit as an integral part of their nursing care program.**

131 Certificate of Need Criteria and Standards for Nursing Home Care Beds

If the legislative moratorium were removed or partially lifted, the MDH would review applications for the offering of nursing home care under the statutory requirements of Sections 41-7-173 (h) subparagraphs (iv) and (vi), 41-7-191, and 41-7-193, Mississippi Code of 1972, as amended. The MDH will also review applications for Certificate of Need according to the applicable policy statements contained in this Plan; the general criteria listed in the Mississippi Certificate of Need Review Manual; all adopted rules, procedures, and plans of the MDH; and the specific criteria and standards listed below.

Certificate of Need review is required for the offering of nursing home care services, as defined, if the capital expenditure exceeds \$2,000,000; if the licensed bed capacity is increased through the conversion or addition of beds; or if nursing home care services have not been provided on a regular basis by the proposed provider of such services within the period of twelve (12) months prior to the time such services would be offered. Certificate of Need review is required for the construction, development, or otherwise establishment of new nursing home care beds regardless of capital expenditure.

- 131.01 Need Criterion: The applicant shall document a need for nursing home care beds using the need methodology as presented herein: The Long-Term Care Planning District wherein the proposed facility will be located must show a need using the following ratio:**

0.5 beds per 1,000 population aged 64 and under

14 beds per 1,000 population aged 65-74

59 beds per 1,000 population aged 75-84

179 beds per 1,000 population aged 85 and older

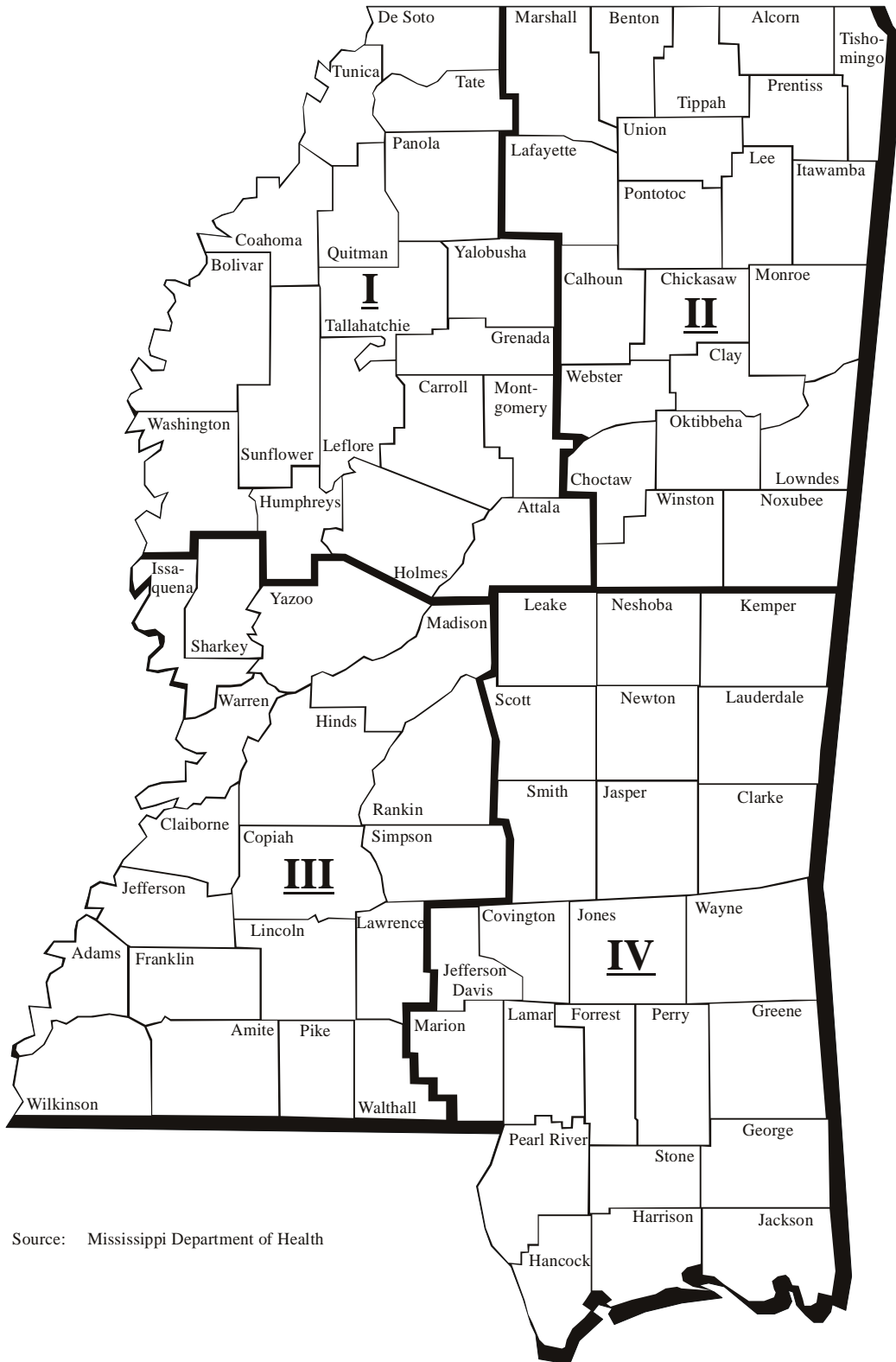
- 131.02 The applicant shall document the number of beds that will be constructed, converted, and/or licensed as offering nursing home care services.
- 131.03 The MDH should consider the area of statistical need as one criterion when awarding Certificates of Need in the case of competing applications.
- 131.04 Any applicant applying for nursing home beds who proposes to establish an Alzheimer(s)/Dementia Care Unit shall affirm that the applicant shall

fully comply with all licensure regulations of the MDH for said Alzheimer(s)/Dementia Care Unit.

132 Certificate of Need Criteria and Standards for Nursing Home Beds As Part of a Continuing Care Retirement Community (CCRC)

Entities desiring to establish nursing home beds as part of a CCRC shall meet all applicable requirements, as determined by the MDH, of the policy statements and general CON criteria and standards in the *Mississippi Certificate of Need Review Manual*, the CON criteria and standards for nursing home beds established in this *State Health Plan*.

Map VIII - 1 Long-Term Care Planning Districts



Source: Mississippi Department of Health

Table VIII-4
2006 Projected Nursing Home Bed Need

State of Mississippi												
Long-Term Care Planning District	Population 0 - 64	Bed Need (0.5/1,000)	Population 65 - 74	Bed Need (14/1,000)	Population 75 - 84	Bed Need (59/1,000)	Population 85+	Bed Need (179/1,000)	Total Bed Need	# Beds in Abovance	Licensed/CON-Approved Beds	Difference
District I	485,277	243	37,741	528	26,597	1,569	13,799	2,470	4,810	182	3,156 / 188	1,284
District II	531,939	266	45,506	637	33,426	1,972	17,531	3,138	6,013	15	3,906 / 120	1,972
District III	730,651	365	55,505	777	40,050	2,363	21,083	3,774	7,279	34	4,676	2,569
District IV	917,838	459	78,021	1,092	55,041	3,247	27,752	4,968	9,766	90	5,346 / 583	3,747
State Total	2,665,705	1,333	216,773	3,035	155,114	9,152	80,165	14,350	27,869	321	17,084 / 891	9,573

VIII-17

Note: Licensed beds do not include 707 beds operated by the Department of Mental Health, 120 beds operated by the Mississippi Band of Choctaw Indians, 600 beds operated by the Mississippi Veteran's Affairs Board, or 60 beds operated by the Mississippi Methodist Rehabilitation Center for the treatment of patients with special disabilities, including persons with spinal cord and closed-head injuries and ventilator-dependent patients.

Sources: Mississippi Department of Health, Division of Licensure and Certification; and Division of Health Planning and Resource Development calculations, May 2005

Population Projections: *Mississippi Population Projections 2005, 2010, 2015*. Center for Policy Research and Planning Mississippi Institutions of Higher Learning, March 2002.

Table VIII-4 (continued)
2006 Projected Nursing Home Bed Need

District I												
County	Population 0 - 64	Bed Need (0.5/1,000)	Population 65 - 74	Bed Need (14/1,000)	Population 75 - 84	Bed Need (59/1,000)	Population 85+	Bed Need (179/1,000)	Total Bed Need	# Beds in Abovance	Licensed/CON-Approved Beds	Difference
Attala	16,420	8.21	1,659	23.23	1,464	86.38	801	143.38	261	0	120 / 60	81
Bolivar	34,141	17.07	2,444	34.22	1,832	108.09	1,063	190.28	350	60	350	-60
Carroll	9,868	4.93	1,065	14.91	652	38.47	333	59.61	118	0	60	58
Coahoma	26,301	13.15	1,912	26.77	1,523	89.86	839	150.18	280	0	206	74
DeSoto	126,962	63.48	9,578	134.09	5,181	305.68	2,347	420.11	923	0	320	603
Grenada	20,939	10.47	1,838	25.73	1,451	85.61	799	143.02	265	0	257	8
Holmes	19,342	9.67	1,372	19.21	1,060	62.54	600	107.40	199	0	148	51
Humphreys	9,109	4.55	638	8.93	506	29.85	278	49.76	93	0	60	33
LeFlore	32,493	16.25	2,268	31.75	1,883	111.10	1,084	194.04	353	0	410	-57
Montgomery	10,239	5.12	1,003	14.04	746	44.01	188	33.65	97	0	120	-23
Panola	33,951	16.98	2,594	36.32	1,911	112.75	969	173.45	339	0	190 / 20	129
Quitman	7,935	3.97	705	9.87	521	30.74	283	50.66	95	0	60	35
Sunflower	29,765	14.88	1,724	24.14	1,319	77.82	746	133.53	250	2	234 / 10	4
Tallahatchie	12,211	6.11	1,081	15.13	816	48.14	439	78.58	148	60	68	20
Tate	24,581	12.29	2,095	29.33	1,343	79.24	677	121.18	242	0	120	122
Tunica	8,939	4.47	608	8.51	393	23.19	212	37.95	74	0	60	14
Washington	50,550	25.28	3,962	55.47	3,077	181.54	1,658	296.78	559	60	296 / 60	143
Yalobusha	11,531	5.77	1,195	16.73	919	54.22	483	86.46	163	0	77 / 38	48
District Total	485,277	242.64	37,741	528.37	26,597	1,569.22	13,799	2,470.02	4,810	182	3,156 / 188	1,284

VIII-18

Table VIII-4 (continued)
2006 Projected Nursing Home Bed Need

District II												
County	Population 0 - 64	Bed Need (0.5/1,000)	Population 65 - 74	Bed Need (14/1,000)	Population 75 - 84	Bed Need (59/1,000)	Population 85+	Bed Need (179/1,000)	Total Bed Need	# Beds in Abeyance	Licensed/CON Approved Beds	Difference
Alcorn	30,568	15.28	3,294	46.12	2,349	138.59	1,229	219.99	420	0	264	156
Benton	6,768	3.38	668	9.35	544	32.10	277	49.58	94	0	60	34
Calhoun	12,545	6.27	1,274	17.84	1,097	64.72	606	108.47	197	0	155	42
Chickasaw	16,423	8.21	1,467	20.54	1,131	66.73	597	106.86	202	0	139	63
Choctaw	8,720	4.36	840	11.76	649	38.29	344	61.58	116	0	73	43
Clay	19,700	9.85	1,496	20.94	1,243	73.34	667	119.39	224	0	180	44
Itawamba	19,978	9.99	2,143	30.00	1,503	88.68	783	140.16	269	0	196	73
Lafayette	37,237	18.62	2,362	33.07	1,746	103.01	885	158.42	313	0	180	133
Lee	74,689	37.34	5,959	83.43	3,907	230.51	2,059	368.56	720	0	487	233
Lowndes	53,875	26.94	4,107	57.50	2,999	176.94	1,557	278.70	540	0	300	240
Marshall	31,496	15.75	2,717	38.04	1,762	103.96	835	149.47	307	0	120 / 60	127
Monroe	34,011	17.01	3,200	44.80	2,361	139.30	1,286	230.19	431	0	332	99
Noxubee	10,831	5.42	810	11.34	656	38.70	345	61.76	117	0	60	57
Oktibbeha	39,527	19.76	2,369	33.17	1,627	95.99	822	147.14	296	0	179	117
Pontotoc	26,468	13.23	2,091	29.27	1,624	95.82	836	149.64	288	0	164	124
Prentiss	22,883	11.44	2,230	31.22	1,606	94.75	858	153.58	291	0	144	147
Tippah	19,510	9.76	1,868	26.15	1,387	81.83	739	132.28	250	0	240	10
Tishomingo	16,893	8.45	2,000	28.00	1,486	87.67	784	140.34	264	15	178	71
Union	23,470	11.74	2,134	29.88	1,637	96.58	879	157.34	296	0	120 / 60	116
Webster	9,166	4.58	876	12.26	760	44.84	411	73.57	135	0	155	-20
Winston	17,181	8.59	1,601	22.41	1,352	79.77	732	131.03	242	0	180	62
District Total	531,939	265.97	45,506	637.08	33,426	1,972.13	17,531	3,138.05	6,013	15	3,906 / 120	1,972

VIII-19

Table VIII-4 (continued)
2006 Projected Nursing Home Bed Need

District III												
County	Population 0 - 64	Bed Need (0.5/1,000)	Population 65 - 74	Bed Need (14/1,000)	Population 75 - 84	Bed Need (59/1,000)	Population 85+	Bed Need (179/1,000)	Total Bed Need	# Beds in Abeyance	Licensed/CON Approved Beds	Difference
Adams	27,048	13.52	2,788	39.03	2,307	136.11	1,224	219.10	408	15	259	134
Amite	11,944	5.97	1,297	18.16	925	54.58	473	84.67	163	0	80	83
Claiborne	11,127	5.56	668	9.35	516	30.44	282	50.48	96	0	77	19
Copiah	25,896	12.95	2,085	29.19	1,605	94.70	834	149.29	286	0	180	106
Franklin	7,197	3.60	675	9.45	569	33.57	295	52.81	99	0	60	39
Hinds	226,873	113.44	15,675	219.45	11,633	686.35	6,417	1,148.64	2,168	19	1,408	741
Issaquena	1,759	0.88	170	2.38	109	6.43	47	8.41	18	0	0	18
Jefferson	8,477	4.24	610	8.54	440	25.96	224	40.10	79	0	60	19
Lawrence	11,951	5.98	1,112	15.57	809	47.73	399	71.42	141	0	60	81
Lincoln	30,288	15.14	2,611	36.55	2,080	122.72	1,105	197.80	372	0	320	52
Madison	86,142	43.07	5,151	72.11	3,631	214.23	1,956	350.12	680	0	395	285
Pike	34,871	17.44	2,917	40.84	2,402	141.72	1,293	231.45	431	0	285	146
Rankin	125,670	62.84	9,660	135.24	5,556	327.80	2,576	461.10	987	0	390	597
Sharkey	5,238	2.62	377	5.28	300	17.70	176	31.50	57	0	54	3
Simpson	25,382	12.69	2,205	30.87	1,646	97.11	837	149.82	290	0	180	110
Walthall	12,794	6.40	1,256	17.58	919	54.22	497	88.96	167	0	137	30
Warren	45,273	22.64	3,670	51.38	2,521	148.74	1,333	238.61	461	0	405	56
Wilkinson	8,545	4.27	700	9.80	578	34.10	313	56.03	104	0	105	-1
Yazoo	24,176	12.09	1,878	26.29	1,504	88.74	802	143.56	271	0	221	50
District Total	730,651	365.33	55,505	777.07	40,050	2,362.95	21,083	3,773.86	7,279	34	4,676	2,569

VIII-20

Table VIII-4 (continued)
2006 Projected Nursing Home Bed Need

District IV												
County	Population 0 - 64	Bed Need (0.5/1,000)	Population 65 - 74	Bed Need (14/1,000)	Population 75 - 84	Bed Need (59/1,000)	Population 85+	Bed Need (179/1,000)	Total Bed Need	# Beds in Abevance	Licensed/CON- Approved Beds	Difference
Clarke	16,285	8.14	1,525	21.35	1,226	72.33	655	117.25	219	0	135	84
Covington	17,979	8.99	1,588	22.23	1,134	66.91	577	103.28	201	0	60 / 60	81
Forrest	71,593	35.80	4,685	65.59	3,706	218.65	2,007	359.25	679	60	496 / 20	103
George	19,457	9.73	1,683	23.56	1,013	59.77	497	88.96	182	0	60 / 60	62
Greene	14,291	7.15	1,028	14.39	658	38.82	342	61.22	122	0	120	2
Hancock	43,891	21.95	5,027	70.38	3,234	190.81	1,516	271.36	554	0	192 / 50	312
Harrison	174,753	87.38	13,948	195.27	9,708	572.77	4,686	838.79	1,694	0	856 / 80	758
Jackson	132,777	66.39	10,843	151.80	6,414	378.43	2,979	533.24	1,130	0	528	602
Jasper	16,421	8.21	1,440	20.16	1,114	65.73	589	105.43	200	0	110	90
Jefferson Davis	11,750	5.88	1,117	15.64	813	47.97	446	79.83	149	0	60	89
Jones	56,785	28.39	5,175	72.45	4,150	244.85	2,151	385.03	731	0	372 / 60	299
Kemper	8,818	4.41	814	11.40	666	39.29	367	65.69	121	0	81	40
Lamar	42,192	21.10	3,028	42.39	1,987	117.23	993	177.75	358	0	140 / 53	165
Lauderdale	66,509	33.25	5,689	79.65	4,706	277.65	2,663	476.68	867	30	552	285
Leake	19,083	9.54	1,630	22.82	1,342	79.18	699	125.12	237	0	143	94
Marion	23,203	11.60	1,902	26.63	1,651	97.41	854	152.87	289	0	297	-8
Neshoba	27,507	13.75	2,263	31.68	1,846	108.91	1,014	181.51	336	0	208	128
Newton	20,069	10.03	1,763	24.68	1,451	85.61	788	141.05	261	0	120 / 60	81
Pearl River	49,489	24.74	5,453	76.34	3,176	187.38	1,427	255.43	544	0	246 / 120	178
Perry	11,681	5.84	1,019	14.27	638	37.64	293	52.45	110	0	60	50
Scott	25,096	12.55	2,119	29.67	1,523	89.86	798	142.84	275	0	150	125
Smith	14,431	7.22	1,423	19.92	1,043	61.54	513	91.83	181	0	121	60
Stone	14,404	7.20	1,156	16.18	714	42.13	341	61.04	127	0	149 / 20	-42
Wayne	19,374	9.69	1,703	23.84	1,128	66.55	557	99.70	200	0	90	110
District Total	917,838	458.92	78,021	1,092.29	55,041	3,247.42	27,752	4,967.61	9,766	90	5,346 / 583	3,747

VIII-21

2006 Projected Nursing Home Bed Need

133 Policy Statement Regarding Certificate of Need Applications for the Offering of Nursing Home Care Services for Mentally Retarded and Other Developmentally Disabled Individuals

133.01 Legislation

1. The 1990 Mississippi Legislature imposed a permanent moratorium which prohibits the MDH from granting approval for or issuing a CON to any person proposing the new construction, addition to, or expansion of an intermediate care facility for the mentally retarded (ICF/MR).
2. Effective July 1, 1990, any health care facility defined as a psychiatric hospital, skilled nursing facility, intermediate care facility, intermediate care facility for the mentally retarded, or psychiatric residential treatment facility which is owned by the State of Mississippi and under the direction and control of the State Department of Mental Health is exempted from the requirement of the issuance of a Certificate of Need under Section 41-7-171 et seq., for projects which involve new construction, renovation, expansion, addition of new beds, or conversion of beds from one category to another in any such defined health care facility.
3. Effective April 12, 2001, no health care facility shall be authorized to add any beds or convert any beds to another category of beds without a Certificate of Need.
4. Effective March 4, 2003, if a health care facility has voluntarily

delicensed some of its existing bed complement, it may later relicense some or all of its delicensed beds without the necessity of having to acquire a certificate of need. The Department of Health shall maintain a record of the delicensing health care facility and its voluntarily delicensed beds and continue counting those beds as part of the state's total bed count for health care planning purposes.

- 133.02 MR/DD Long-Term Care Planning Districts (MR/DD LTCPD): The need for additional MR/DD nursing home care beds shall be based on the MR/DD LTCPDs as outlined in Map VIII-2.
- 133.03 Bed Need: The need for MR/DD nursing home care beds is established at one bed per 1,000 population less than 65 years of age.
- 133.04 Population Projections: The MDH shall use population projections as presented in Table VIII-5 when calculating bed need.
- 133.05 Bed Limit: No MR/DD LTCPD shall be approved for more than its proportioned share of needed MR/DD nursing home care beds. No application shall be approved which would over-bed the state as a whole.
- 133.06 Bed Inventory: The MDH shall review the need for additional MR/DD nursing home care beds utilizing the most recent information available regarding the inventory of such beds.

134 Certificate of Need Criteria and Standards for Nursing Home Beds for Mentally Retarded and Other Developmentally Disabled Individuals

If the legislative moratorium were removed or partially lifted, the Mississippi Department of Health would review applications for MR/DD nursing home care beds under the statutory requirements of Sections 41-7-173 (h) subparagraph (viii), 41-7-191, and 41-7-193, Mississippi Code 1972, as amended. The MDH will also review applications for Certificate of Need according to the applicable policy statements contained in this Plan; the general criteria as listed in the Mississippi Certificate of Need Review Manual; all adopted rules, procedures, and plans of the Mississippi Department of Health; and the specific criteria and standards listed below.

Certificate of Need review is required for the offering of MR/DD nursing home care services, as defined, if the capital expenditure exceeds \$2,000,000; if the licensed bed capacity is increased through the conversion or addition of beds; or if MR/DD nursing home care services have not been provided on a regular basis by the proposed provider of such services within the period of twelve (12) months prior to the time such services would be offered. Certificate of Need review is required for the construction, development, or otherwise establishment of new MR/DD nursing home care beds regardless of capital expenditure.

134.01 Need Criterion: The applicant shall document a need for MR/DD nursing home care beds using the need methodology as presented below. The applicant shall document in the application the

following:

1. **using the ratio of one bed per 1,000 population under 65 years of age, the state as a whole must show a need; and**
2. **the MR/DD Long-Term Care Planning District (LTCPD) where the proposed facility/beds/services are to be located must show a need.**

134.02 The applicant shall document the number of beds that will be constructed/converted and/or licensed as offering MR/DD nursing home care services.

134.03 The MDH shall give priority consideration to those CON applications proposing the offering of MR/DD nursing home care services in facilities which are 15 beds or less in size.

135 Policy Statement Regarding Certificate of Need Applications for a Pediatric Skilled Nursing Facility

135.01 Legislation

1. The 1993 Mississippi Legislature authorized the Department of Health to issue a Certificate of Need for the construction of a pediatric skilled nursing facility not to exceed 60 new beds.
2. A pediatric skilled nursing facility is defined as an institution or a distinct part of an institution that is primarily engaged in providing to inpatients skilled nursing care and related services for persons under 21 years of age who require medical, nursing care, or rehabilitation services for the rehabilitation of injured, disabled, or sick persons.
3. The MDH will review applications for the construction of pediatric skilled nursing facility beds using the general CON review criteria and standards contained in the Mississippi Certificate of Need Review Manual, criteria and standards for nursing homes and MR/DD contained in the State Health Plan, and all adopted rules, procedures, and plans of the Mississippi State Department of Health.
4. Effective April 12, 2002, no health care facility shall be authorized to add any beds or convert any beds to another category of beds without a Certificate of Need under the authority of Section 41-7-191(1)(c).
5. Effective March 4, 2003, if a health care facility has voluntarily delicensed some of its existing bed complement, it may later relicense some or all of its delicensed beds without the necessity of having to acquire a certificate of need. The Department of Health

shall maintain a record of the delicensing health care facility and its voluntarily delicensed beds and continue counting those beds as part of the state's total bed count for health care planning purposes.

Map VIII - 2
Mentally Retarded/Developmentally Disabled Long-Term
Care Planning Districts and Location of Existing Facilities
(ICF/MR - Licensed)

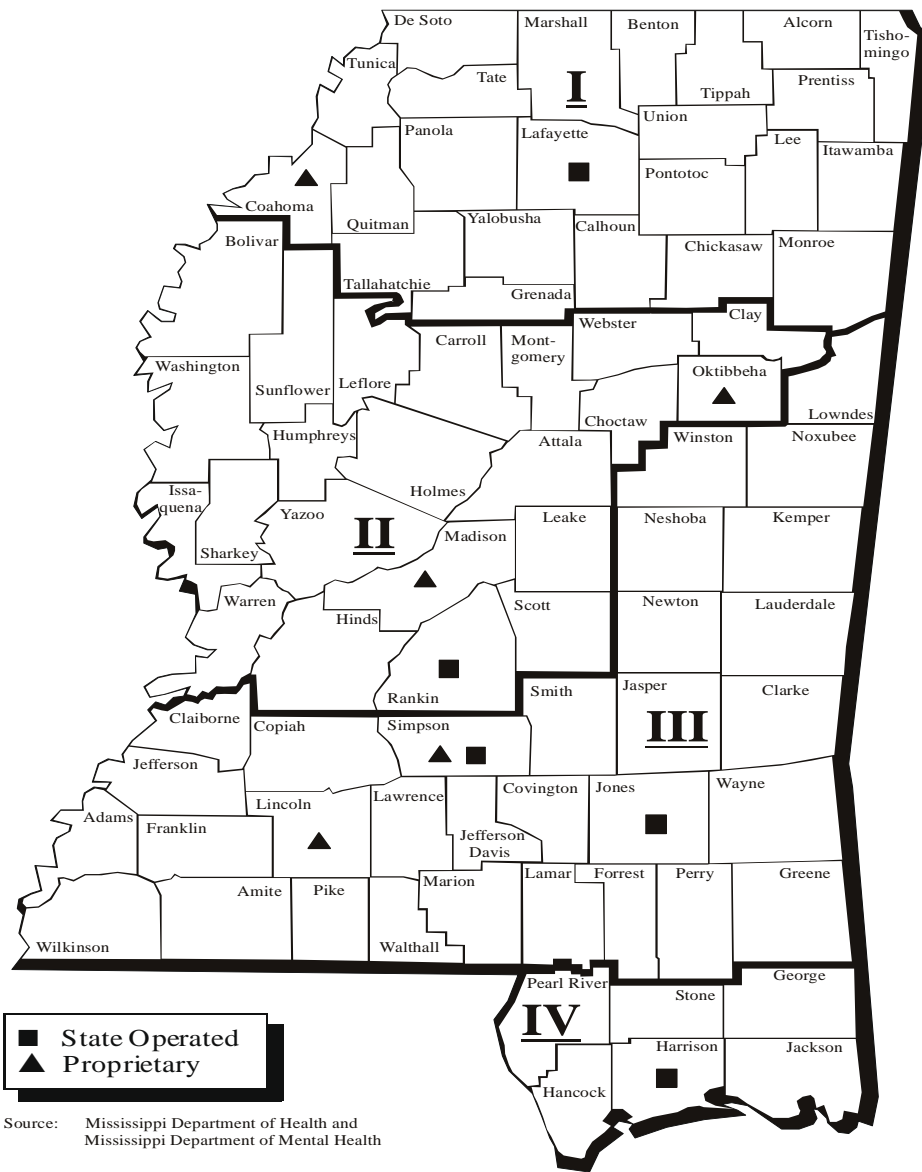


Table VIII-5
2006 Projected MR/DD Nursing Home Bed Need
(1 Bed per 1,000 Population <65)

	2006 Projected Pop. <65	2004 Licensed Beds	Projected MR/DD Bed Need	Difference
Mississippi	2,665,705	2,709	2,666	-43
District I	646,289	602	646	44
Alcorn	30,568		31	31
Benton	6,768		7	7
Calhoun	12,545		13	13
Chickasaw	16,423		16	16
Coahoma	26,301	132	26	-106
DeSoto	126,962		127	127
Grenada	20,939		21	21
Itawamba	19,978		20	20
Lafayette	37,237	470	37	-433
Lee	74,689		75	75
Marshall	31,496		31	31
Monroe	34,011		34	34
Panola	33,951		34	34
Pontotoc	26,468		26	26
Prentiss	22,883		23	23
Quitman	7,935		8	8
Tallahatchie	12,211		12	12
Tate	24,581		25	25
Tippah	19,510		20	20
Tishomingo	16,893		17	17
Tunica	8,939		9	9
Union	23,470		23	23
Yalobusha	11,531		12	12

Table VIII-5 (continued)
2006 Projected MR/DD Nursing Home Bed Need
(1 Bed per 1,000 Population <65)

	2006 Projected Pop. <65	2004 Licensed Beds	Projected MR/DD Bed Need	Difference
District II	902,225	687	902	215
Attala	16,420		16	16
Bolivar	34,141		34	34
Carroll	9,868		10	10
Choctaw	8,720		9	9
Clay	19,700		20	20
Hinds	226,873		227	227
Holmes	19,342		19	19
Humphreys	9,109		9	9
Issaquena	1,759		2	2
Leake	19,083		19	19
Leflore	32,493		32	32
Lowndes	53,875		54	54
Madison	86,142	132	86	-46
Montgomery	10,239		10	10
Oktibbeha	39,527	140	40	-100
Rankin	125,670	415	126	-289
Scott	25,096		25	25
Sharkey	5,238		5	5
Sunflower	29,765		30	30
Warren	45,273		45	45
Washington	50,550		51	51
Webster	9,166		9	9
Yazoo	24,176		24	24

Table VIII-5 (continued)
2006 Projected MR/DD Nursing Home Bed Need
(1 Bed per 1,000 Population <65)

	2006 Projected Pop. <65	2004 Licensed Beds	Projected MR/DD Bed Need	Difference
District III	682,420	1,160	682	-478
Adams	27,048		27	27
Amite	11,944		12	12
Claiborne	11,127		11	11
Clarke	16,285		16	16
Copiah	25,896		26	26
Covington	17,979		18	18
Forrest	71,593		72	72
Franklin	7,197		7	7
Greene	14,291		14	14
Jasper	16,421		16	16
Jefferson	8,477		8	8
Jefferson Davis	11,750		12	12
Jones	56,785	697	57	-640
Kemper	8,818		9	9
Lamar	42,192		42	42
Lauderdale	66,509		67	67
Lawrence	11,951		12	12
Lincoln	30,288	140	30	-110
Marion	23,203		23	23
Neshoba	27,507		28	28
Newton	20,069		20	20
Noxubee	10,831		11	11
Perry	11,681		12	12
Pike	34,871		35	35
Simpson	25,382	323	25	-298
Smith	14,431		14	14
Walthall	12,794		13	13
Wayne	19,374		19	19
Wilkinson	8,545		9	9
Winston	17,181		17	17

Table VIII-5 (continued)
2006 Projected MR/DD Nursing Home Bed Need
(1 Bed per 1,000 Population <65)

	2006 Projected Pop. <65	2004 Licensed Beds	Projected MR/DD Bed Need	Difference
District IV	434,771	260	435	175
George	19,457	260	19	19
Hancock	43,891		44	44
Harrison	174,753		175	-85
Jackson	132,777		133	133
Pearl River	49,489		49	49
Stone	14,404		14	14

Chapter 09 Mental Health

136 This chapter addresses mental illness, alcoholism, drug abuse, and developmental disabilities. These conditions result in social problems of such magnitude that mental health ranks as one of the state's priority health issues. The Mississippi Department of Mental Health, regional community Mental Health-Mental Retardation Centers, and licensed private sector facilities provide most of the state's mental health services. Unless otherwise specified, information in this chapter is limited to the programs and services of these entities.

Some providers in the private sector are not licensed under state authority. These entities are not required nor do they voluntarily submit information to any state agency regarding the amount and type of services they render. The lack of data from these facilities makes it difficult to determine the overall impact that the private sector has in delivering mental health services.

136.01 Mississippi Department of Mental Health

State law designates the Mississippi Department of Mental Health (MDMH) as the agency to coordinate and administer the delivery of public mental health services, alcohol/drug abuse services, and mental retardation services throughout the state, as well as community-based day programs for individuals with Alzheimer(s) disease and other dementia. Responsibilities of MDMH include: (a) state-level planning and expansion of all types of mental health, mental retardation, and substance abuse services, (b) standard-setting and support for community mental health/mental retardation and alcohol/drug abuse programs,

(c) state liaison with mental health training and educational institutions, (d) operation of the state's psychiatric facilities, and (e) operation of the state's facilities for individuals with mental retardation. MDMH consists of three bureaus: Administration, Mental Health, and Mental Retardation. Responsibility for the operation and oversight of specific programs falls to the various divisions within each bureau.

136.02 Bureau of Administration

The Bureau of Administration consists of the Divisions of Accounting, Auditing, Planning and Public Information, Professional Development, Information Systems, Human Resources, and Professional Licensure and Certification. These divisions work collectively with bureaus that provide direct service.

136.03 Bureau of Mental Health

The Bureau of Mental Health provides a variety of services through several divisions:

1. Responsibility for the development and maintenance of community-based mental health services for adults, addressing a priority population of adults with serious mental illness, belongs to the Division of Community Services. The 15 regional mental health centers and the community service divisions of the state psychiatric hospitals provide an array of treatment and support services. The division focuses its major effort toward providing a network of community-based services offering the support needed by individuals, which may vary across time. Additionally, the Bureau works in conjunction with the Bureau of Mental Retardation to coordinate the emergency/crisis response of the MDMH with the Mississippi Emergency Management Agency (MEMA).
2. The Division of Alcohol and Drug Abuse Services establishes, maintains, monitors, and evaluates a statewide system of alcohol and drug abuse services, including prevention, treatment, and rehabilitation. The division designed a system of services to reflect its philosophy that alcohol and drug abuse are preventable and treatable illnesses. This system provides a continuum of community-based, accessible services including prevention, outpatient, detoxification, community-based primary and transitional treatment, inpatient, and aftercare services. The division provides technical assistance to state agencies and other interested organizations in implementing Employee Assistance Programs. All services are provided through a grant/contract with state agencies, local public agencies, and nonprofit organizations.
3. The Division of Children and Youth Services determines the mental health service needs of children and youth in Mississippi and develops programs

to meet those needs. Division staff provides technical assistance and leadership in the implementation of MDMH-certified mental health services and programs for children and youth. The division develops and supervises evaluation procedures to ensure the quality of these programs and oversees the enforcement of certain governmental regulations, including MDMH guidelines and standards for services. The 15 regional community mental health centers and a number of other nonprofit agencies and organizations funded and or certified by MDMH provide community mental health services for children.

4. The Division of Accreditation and Licensure for Mental Health coordinates and develops certification standards, certification site reviews, and compliance requirements for community mental health and alcohol/drug abuse services operated and/or funded through the MDMH. This division coordinates peer review/quality assurance teams, which may review community programs operated and/or funded by MDMH.
5. The Division of Alzheimer(s) Disease and Other Dementia develops and implements state plans to assist in the care and treatment of persons with Alzheimer(s) disease and other dementia, including education and training of caregivers (family and service providers), and development of community-based day programs.
6. The Office of Constituency Services documents, investigates, and resolves all complaints/grievances regarding state and community mental health/mental retardation facilities received from consumers, family members, and the general public. The office also operates and maintains a computerized database to provide information regarding services for persons with mental illness, mental retardation, and substance abuse to callers using a toll-free help line.
7. The state(s) two larger psychiatric hospitals - East Mississippi State Hospital (EMSH) at Meridian and Mississippi State Hospital (MSH) at Whitfield - both provide inpatient services, including acute and intermediate psychiatric care, alcohol and drug treatment for adults, acute psychiatric care for adolescents, and skilled nursing care. EMSH provides inpatient acute psychiatric alcohol and drug treatment for adolescent males, and MSH provides acute psychiatric care for children, medical/surgical hospital services, and forensic services. Two 50-bed hospitals, the North Mississippi State Hospital (NMSH) in Tupelo and the South Mississippi State Hospital (SMSH) in Purvis, provide acute psychiatric services for adults for designated service areas. The NMSH serves men and women from 18 counties, and SMSH serves adults from a nine-county designated area. Both the MSH and EMSH also provide transitional, community-based care for adults with serious mental illness. These services include community-based housing options (such as group homes or supervised apartments), halfway house services, case

management, psycho-social rehabilitation services, and specialized services for individuals with mental illness who are homeless. These services are generally provided in close proximity to the hospitals and/or in areas where a regional mental health/mental retardation center elects not to provide that particular community service. Mississippi State Hospital, North Mississippi State Hospital, South Mississippi State Hospital, and Central Mississippi Residential Center also operate state crisis intervention centers, as described in more detail on pages IX-12 and IX-13 that follow.

8. The first phase of renovation of the Central Mississippi Residential Center (CMRC) in Newton (formerly the Clarke College property) is complete, and four 12-bed personal care homes located on the campus were opened in the fall of 2003. The CMRC will provide a specialized residential treatment program for adults with long-term mental illness discharged/transferred from the state hospitals. CMRC continues to operate a day- program for persons with Alzheimer(s) disease/other dementia and a crisis intervention center, as mentioned above.
9. The Specialized Treatment Facility for Emotionally Disturbed Youth in Gulfport opened in September 2004 and is currently operating at partial capacity (as of May 2005). This 48-bed facility is designed to serve youth who have come before youth court and have also been diagnosed with a mental disorder. Adolescents appropriate for admission are 13 years, but less than 21 years of age who present an Axis I diagnosis of a severe emotional disturbance and need psychiatric residential care.

136.04 Bureau of Mental Retardation

The Bureau of Mental Retardation supervises three divisions and five comprehensive regional facilities for persons with developmental disabilities/mental retardation.

1. The Division of Community Mental Retardation Services develops community mental retardation programs established with state or federal funds other than Developmental Disability Funds. The division works with the regional community mental health/mental retardation centers, state facilities, and other service providers to develop community programs for persons with mental retardation. The division also develops the State Plan for Related Services and Support to Individuals With Mental Retardation/Developmental Disabilities, and supports the Bureau of Mental Retardation State Plan Advisory Council.

The Bureau also provides early intervention services for infants and toddlers with developmental disabilities or potential for developmental delay. The MDMH(s) Early Intervention Programs and the MDH(s) First Steps Program work together to locate children and families in need of early intervention services and provide linkages to those services.

Program sites across the state provide children and families with comprehensive multidisciplinary evaluations, speech/language therapy, occupational therapy, physical therapy, and educational interventions. Each of the five comprehensive regional centers provide community early intervention services.

2. The Bureau of Mental Retardation serves as the designated state agency for the Mississippi Council on Developmental Disabilities (CDD). The CDD funds are used to improve the lives of people with developmental disabilities and their families throughout the state. Service priorities selected by the Council for FY 2001-2006 include employment, community living, transportation, health, and leisure/recreation. Initiatives (service grants) are awarded to programs through an annual Request for Proposal process.
3. The Division of Home and Community-Based MR/DD Waiver (HCBS Waiver) provides services to persons with mental/retardation/developmental disabilities who would require the level of care found at an intermediate care facility for the mentally retarded (ICF/MR) if these services were not available. Statewide program capacity has increased over time and will continue to expand pending federal approval and appropriation of the state General Fund match. The HCBS-MR/DD Waiver program is available on a statewide basis to eligible persons of all ages. More information about this program appears in the Mental Retardation/Developmental Disabilities section of this chapter.
4. The Division of Accreditation, Licensure, and Quality Assurance for Mental Retardation coordinates the development of certification standards, certification site visits, and compliance requirements for community programs. The division also works with the five regional centers for persons with developmental disabilities, the comprehensive community mental health/mental retardation centers, and other providers to ensure quality of care and compliance with accreditation standards.
5. Mississippi operates five comprehensive regional facilities for individuals with developmental disabilities: Boswell Regional Center, Sanatorium; Hudspeth Regional Center, Whitfield; Ellisville State School, Ellisville; North Mississippi Regional Center, Oxford; and South Mississippi Regional Center, Long Beach. These facilities provide institutional care as licensed intermediate care facilities for the mentally retarded (ICF/MR). Residential services include psychology, social services, medical and nursing services, recreation, special education, speech therapy, occupational therapy, physical therapy, audiology, and vocational or work training. These facilities also provide a primary vehicle for delivering community services throughout Mississippi. In the community setting, the comprehensive regional facilities provide alternative living arrangements,

including group homes, supervised apartments, and specialized homes for elderly persons, and shadow-supervised living arrangements. They also provide diagnostic and evaluation services, employment services, early intervention services, case management services, and transitional training services.

6. The Juvenile Rehabilitation Facility is a 48-bed residential facility in Brookhaven, serving youth with mental retardation whose behavior makes it necessary for their treatment to be provided in a specialized treatment facility. Though most youth served are between 13 and 21 years old, persons under age 13 may be considered for services on an individual basis as space is available.

The various bureaus and divisions of the MDMH maintain close working relationships with the 15 regional community mental health centers, the Mississippi Department of Education, Mississippi Department of Rehabilitation Services, Mississippi Department of Human Services, Mississippi Department of Health, and other public and private organizations.

137 Regional Community Mental Health- Mental Retardation Centers

Regional community mental health-mental retardation centers provide a major component of the state's mental health services. Fifteen centers currently operate in the state's mental health service areas, and most centers have satellite offices in other counties. These centers provide a statewide network of services readily available to all Mississippians. Each center provides a number of services to adults and children. The specific services may vary among centers, but generally include the following:

- Outpatient services
- Psychosocial rehabilitative services
- Consultation and education services
- After-care services
- Pre-evaluation screening (prior to civil commitment examination)
- Case management services
- Inpatient referral
- Emergency services
- Access to family education services
- Access to consumer education services

- Mental health therapeutic residential services
- Alcohol abuse prevention/treatment services
- Drug abuse prevention/treatment services
- Mental retardation/developmental disabilities services
- Specialized children's mental health services (crisis intervention, sexual abuse intervention, intensive psychosocial/day treatment rehabilitation, and outpatient therapy).

The Mississippi Legislature established community mental health centers in 1966 with funding from federal staffing grants. To secure the required matching funds for these grants, the Legislature authorized local governments to appropriate up to two mills in tax revenues to be used as match. As federal staffing grants were phased out, the Mississippi State Legislature began to support the community mental health centers with state appropriations for essential mental health and mental retardation services. Since 1986, a significant increase in state appropriated funds for community mental health center services has occurred; however, the need exists for increased appropriations through the Legislature and local governments for centers to continue providing existing services and to expand services.

The Department of Mental Health is prohibited from funding services at any regional community mental health center that does not receive a specified minimum level of support from each county in the region. That minimum level of support is the greater of (1) the proceeds of a 3/4 mill tax in 1982, or (2) the actual contribution made in 1984. All counties were in compliance with this provision for 2004; however, the total received from all counties is approximately six percent of total community mental health center receipts.

Each regional community mental health center is a separate legal entity that conforms to federal and state program standards relating to administration, services provided, and staffing. The 1997 Legislature clarified the MDMH's authority to set and enforce minimum standards for community mental health center services and to increase uniformity in the availability and quality of services across mental health center regions. The regional community mental health-mental retardation centers form the core of an integrated system which, if properly funded and utilized, would be capable of delivering needed mental health services to all citizens of Mississippi.

138 Social Services Block Grant

The Department of Human Services administers the Social Services Block Grant (SSBG) monies which come into the state. For the past several years, a portion of the SSBG has been directly allocated to and administered by the MDMH. The MDMH uses these funds for such programs as alcohol/drug residential treatment programs, mental health halfway house programs, residential treatment for chemically dependent adolescents, therapeutic

foster care for children with emotional or mental disorders, work activity, child care for children with mental retardation/developmental disabilities, and case management. The MDMH contracts with regional community mental health centers and other public and private nonprofit providers for these programs.

139 Mental Health Problems in Mississippi

139.01 Mental Illness

The complexity of mental illness hinders professionals from determining an accurate diagnosis and classification of mental and emotional disorders. This complexity also causes problems in ascertaining the actual number of people who suffer from mental illness and associated problems. In addition, no reliable comprehensive database exists to document the prevalence of mental health problems across age groups.

The National Co-morbidity Survey estimates that 52 million people aged 15 to 54 had some type of alcohol, drug abuse, or mental health disorder within the past year. Of these, an estimated 40 million had some type of mental disorder. An estimated eight million people, or 4.5 percent, had both a mental disorder and substance abuse/dependence with the past year. (SAMHSA, U.S. Department of Health and Human Services, 1995).

The prevalence of mental illness (although difficult to assess(serves as a good indicator of the volume of need for mental health services in a given population. The negative social stigma associated with the term "mental illness" also obstructs efforts to measure the true incidence/ prevalence of most types of mental illness and behavior disorders and the need for mental health services.

By using the methodology updated by the federal Center for Mental Health Services (CMHS) for estimated prevalence of serious mental illness among adults (Federal Register, June 24, 1999), the MDMH estimates the prevalence of serious mental illness among adults in Mississippi as 5.4 percent or 114,481 individuals. The same methodology estimates the national prevalence for the same age group also as 5.4 percent.

In Fiscal Year 2004, a total of 59,769 adults received services through the public community mental health system, including the regional community mental health centers, and the community service divisions of the state psychiatric hospitals. A total of 50,909 of these adults had a mental illness, of which 46,571 had a serious mental illness (includes adults with a dual diagnosis of mental illness and substance abuse).

139.02 Mental Health Needs of Children/Adolescents

Precise data concerning the size of the country's population of children and adolescents with emotional or mental disorders remain difficult to obtain. The methodology issued by the (national) Center of Mental Health Services (Federal

Register, July 17, 1998) estimates the prevalence of serious emotional disturbance nationally among children and adolescents (9-17 years of age) to be between 9-13 percent. The methodology adjusts for socio-economic differences across states. Given Mississippi's relatively high poverty rate when compared to other states, the estimated prevalence ranges for the state, updated for 2003, were on the highest end of the range, as follows:

1. Within the broad group of children with serious emotional disturbances (9-13 percent), Mississippi's estimated prevalence range for children and adolescents, ages 9-17 years, is 11-13 percent or from 42,838 - 50,627.
2. Within the more severely impaired group of these children (5-9 percent), Mississippi's estimated prevalence range for children and adolescents, aged 9-17 years, is 7-9 percent or from 27,260 - 35,049. The MSDMH estimates that the prevalence of serious emotional disturbance among youth in the transition age group of 18 up to 21 years is 12,435

Note: As pointed out in the methodology, there are limitations to these estimated prevalence ranges, including the (modest) size of the studies from which these estimates were derived; variation in the population, instruments, methodology, and diagnostic systems across the studies; inadequate data on which to base estimates of prevalence for children under nine; and inadequate data from which to determine potential differences related to race or ethnicity or whether or not the youth lived in urban or rural areas.

In Fiscal Year 2004, the public community mental health system served 26,740 children and adolescents with serious emotional disturbance. Additionally, 546 youth were served by providers certified, but not funded by, the MDMH (for therapeutic foster care, therapeutic group homes, day-treatment, intensive in-home, or adolescent offender programs certified by MDMH).

139.03 Alcohol and Drug Abuse

The abuse of alcohol and other drugs has reached pandemic proportions. Alcohol and other drug problems cause pervasive effects: biological, psychological, and social consequences for the abuser; psychological and social effects on family members and others; increased risk of injury and death to self, family members, and others (especially by accidents, fires, or violence); and derivative social and economic consequences for society at large.

Using federal resources made available by the Center for Substance Abuse Treatment, the Division of Alcohol and Drug Abuse directed multi-faceted studies (entitled State Demand and Needs Assessment Studies, Alcohol and Other Drugs) that provided information needed to determine the current substance use/dependence prevalence within the general and/or special

subgroups of the population of the state. The results of the Adult Household Study and the In-School Adolescents Survey are reviewed below.

The Adult Population Household Study, conducted by the Gallup Organization during 1996-1997, provided information on substance dependence and abuse prevalence and the extent of unmet need for alcohol and drug treatment services for Mississippi adults.

The Mississippi Adult Population Household survey used the diagnosis criteria of the American Psychiatric Association's Diagnostic and Statistical Manual of Mental Disorders, 3rd Revised Edition (DSM III-R), to determine whether a person should be diagnosed as dependent on or abusing a particular substance. Analysis of data allowed the following lifetime diagnosis estimates for dependence and abuse among adult Mississippians:

- 4.3 percent (83,469) were dependent on alcohol, and another 2.4 percent (46,148) were alcohol abusers.
- 0.3 percent (5,323) were dependent on marijuana. Less than 0.1 percent (1,141 persons) were diagnosed as marijuana abusers.
- 0.2 percent (3,979) were dependent on cocaine, while none were diagnosed as abusing cocaine.
- Slightly less than 0.1 percent (1,393) adults were diagnosed as dependent on methamphetamine or other amphetamines.
- Slightly less than 0.1 percent (1,312) were diagnosed as being dependent on hallucinogens.
- No one was diagnosed as being dependent on or an abuser of heroin.
- Adults under 45 years of age were more likely than those older to be dependent on or abusing drugs and alcohol.

The Adult Population Household Survey included adults living in households with telephones. Using diagnoses for dependence and abuse of substances from this survey, the study determined that approximately 120,616 adult Mississippians (6.2 percent) need treatment for alcohol; 2,229 persons (0.1 percent) need treatment for drugs; and 9,800 (0.5 percent) need treatment for both drugs and alcohol. Results of the Integrated Analysis Study, published in FY 1999, indicated that 145,622 adult Mississippians were in need of substance abuse treatment in 1997, representing 7.45 percent of the total population. This conservative estimate includes adults without telephones, incarcerated persons in group quarters receiving psychiatric care, and homeless persons.

The Bureau of Education Research and Evaluation at Mississippi State University conducted the Mississippi In-School Adolescents Survey during the 1996-97 academic year to assess the prevalence and frequency of drug use, attitudes toward drugs and their usage, involvement in drug-related education and treatment efforts, and other characteristics pertaining to substance usage among school age youth, grades 6-12. Students within randomly selected classrooms participated in written surveys.

The study indicated that the past month prevalence of drug use among United States students, across eight types of drugs studied (except for cocaine and crack (is generally lower than the monthly prevalence reported by Mississippi students. For example, the past month prevalence of alcohol use by 12th graders in Mississippi was 64 percent, compared to 50.8 percent nationwide, and marijuana use by 12th graders in Mississippi was 23.5 percent, compared to 18.5 percent nationwide.

The lifetime prevalence reported by students across the United States regarding drug use is higher than the lifetime prevalence rates reported by students in Mississippi; however, for alcohol, Mississippi students reported higher lifetime prevalence rates (12th grade-83.7 percent) than national samples of students (12th grade-79.2 percent). One interesting characteristic of these data shows that steroid, cocaine, crack, and hallucinogen lifetime prevalence is greater among younger students, while monthly prevalence is more prominent among older students. This study suggests that younger students may be trying more drugs than before, thereby leading to a more dramatic increase of drug use in the future.

Additional results of this study indicate the following estimates for students in grades 6-12 during the past month:

- 23.8 percent had used cigarettes;
- 9.1 percent had used smokeless tobacco;
- 32.1 percent had used beer; 33.4 percent had used wine coolers; 25.7 percent had used wine; and 24.4 percent had used liquor; and
- 12.7 percent had used marijuana; 2.3 percent had used hallucinogens; 3.8 percent had used uppers; 1.0 percent had used cocaine; and 0.6 percent had used crack.

139.04 Developmental Disabilities

In general, the term (developmental disability" means a severe, chronic disability of an individual that:

1. Is attributable to a mental or physical impairment or a combination of mental and physical impairments;

2. Is manifested before the person attains age 22;
3. Is likely to continue indefinitely;
4. Results in substantial functional limitations in three or more of the following areas of major life activity: self care, receptive and expressive language, learning, mobility, self-direction, capacity for independent living, and economic self-sufficiency; and
5. Reflects the individual's need for a combination and sequence of special, interdisciplinary, or generic services, individualized supports, or other forms of assistance that are of lifelong or extended duration and are individually planned and coordinated.

Infants And Young Children: An individual from birth to age nine, inclusive, who has a substantial developmental delay of specific congenital or acquired condition, may be considered to have a developmental disability without meeting three or more of the criteria described in (1) through (5) above, if the individual, without services and support, has a high probability of meeting those criteria later in life.

The nationally-accepted prevalence rate for persons with developmental disabilities in the state is estimated at 1.8 percent of the general population. Applying the 1.8 percent prevalence rate to Mississippi's 2010 population projections results in a total of 56,127 individuals who may have a developmental disability.

Based on the 2010 projected population, service need is estimated by age ranges as follows:

Table IX-1
Service Need by Age Range
2005

Ages	0-4	5-17	18-24	25-34	35-44	45-54	55-64	65-74	75-84	85+
% of Pop.	6.7	17.8	10.9	13.3	12.3	13.4	11.1	7.0	3.7	5.1

140 Mental Health Services Delivery System

The mental health delivery system in Mississippi includes a wide range of services and settings. Supportive services are impossible to list because these would include any individual or organization providing relief for an emotional problem that impairs the ability of an individual to function normally. Direct services are those whose primary mission involves the detection and treatment of mental illness, substance abuse, and mental retardation/developmental disabilities.

Although quasi-public and private agencies provide an assortment of programs, state government provides or finances the majority of mental health services. This is especially true of residential treatment services. As mentioned previously, Mississippi has four state-operated hospitals for individuals with mental illness: Mississippi State Hospital (MSH) at Whitfield; East Mississippi State Hospital (EMSH) at Meridian; North Mississippi State Hospital (NMSH), an acute psychiatric hospital for adults in Tupelo; and South Mississippi State Hospital (SMSH), an acute psychiatric hospital for adults in Purvis.

Mississippi State Hospital reported a total of 2,061 licensed beds for FY 2004. This total includes two separately-licensed facilities operated by MSH: Oak Circle Center, a 60-bed child-adolescent psychiatric hospital, and Whitfield Medical/Surgical Hospital, a 32-bed acute care hospital. MSH also had 479 licensed skilled nursing facility (nursing home) beds at the main hospital. East Mississippi State Hospital reported 635 licensed beds for FY 2004, including 228 licensed nursing home beds.

140.01 Adult Psychiatric Services

Mississippi's four state-operated hospitals provide the majority of inpatient psychiatric care. MSH reported a total of 1,437 adult psychiatric licensed beds; EMSH reported 332, and both NMSH and SMSH reported 50 each of acute psychiatric beds for adults. The four facilities reported 2,945 admissions to adult psychiatric services in FY 2004(1,357 to MSH, 497 to EMSH, 418 to NMSH (162 were also admitted to crisis programs), and 511 to SMSH.

In addition to the facilities listed above, Mississippi has 12 hospital-based and two freestanding adult psychiatric facilities, with a capacity of 504 licensed beds for adult psychiatric patients, distributed throughout the state. The criteria and standards section of this chapter provides a full description of the services that private facilities must provide. Map IX-1 shows the location of inpatient facilities in Mississippi serving adult acute psychiatric patients, and Table IX-2 shows utilization statistics.

Even though many of the private facilities have low occupancy rates, the state institutions provide the majority of inpatient care for the medically indigent. Medically indigent patients have difficulty gaining access to private psychiatric facilities in their respective communities.

This problem seeks a complex answer. Some suggest that the Legislature appropriate additional funds from which the Department of Mental Health could purchase services from the private sector. Others believe that the state should require private facilities to set aside a percentage of beds exclusively for the treatment of indigent patients. Certifying freestanding facilities for Medicaid reimbursement would also increase access. While all of these steps might be useful, it is extremely difficult to ensure that all Mississippians have ready access to psychiatric services.

To help address the problem, the 1999 State Legislature provided funding through Senate Bill 319 for construction of seven state crisis intervention centers to be operated as satellites to existing facilities operated by the Department of Mental Health and the Bureau of Mental Health. All of the centers, constructed or planned, are of similar design and function and include 16 beds and one isolation bed. The role of these centers in the regional system is to provide stabilization and treatment services to persons who are in psychiatric crisis who have been committed to a psychiatric hospital and for whom a bed is not available. It is believed that many of these individuals with mental illness can be treated in the center and returned to the community without an inpatient admission to the state psychiatric hospital. The more quickly a person receives treatment, the less likely his or her condition will worsen. Therefore, successful treatment can be accomplished in less time even if the person still needs to be admitted to the hospital. Other individuals will not need to be hospitalized at all. The centers are, or will be, located near, or have easy access to, a medical facility that will accommodate medical emergencies. In addition, plans include establishment of a cooperative relationship with a medical emergency facility so that medical clearance can be obtained for persons who have symptoms that may be indicative of both psychiatric and other medical conditions.

The seven community-based crisis centers were planned for Corinth, Newton, Grenada, Laurel, Cleveland, Batesville, and Brookhaven. The 2004 State Legislature appropriated funds to open the center in Corinth at full capacity in FY 2005. (The Corinth Center had operated at partial capacity for most of 2003 and 2004 because of funding constraints.) Funds were also appropriated in 2004 to open the five remaining centers that are constructed (Newton, Grenada, Laurel, Cleveland, and Batesville) at partial capacity in 2005.

Development of the Central Mississippi Residential Center (CMRC) began in 1997 after the State of Mississippi purchased the property that was formerly the Clarke College in Newton, which had been operated by the Mississippi Baptist Convention. The property was renovated to enable the Mississippi Department of Mental Health to provide a specialized treatment program for adults with long-term, serious mental illness, including persons discharged or transferred from the state psychiatric hospitals. The program is based on a bio-psychosocial rehabilitation model and when fully operational will include a total of 168 beds (144 in personal care homes located on the campus and 24 in supervised apartments). In the fall of 2003, 48 personal care home beds for persons with mental illness were opened on campus. CMRC provided a range of services, such as medical care, educational, vocational and recreational services, individual and group therapy, and administrative and physical facility support services. CMRC continues to operate community day programs for adults with Alzheimer's disease/other dementia near the campus. CMRC also operates one of the state crisis intervention centers (at partial capacity) in Newton, described previously.

Map IX - 1 Operational and Proposed Inpatient Facilities Serving Adult Acute Psychiatric Patients*

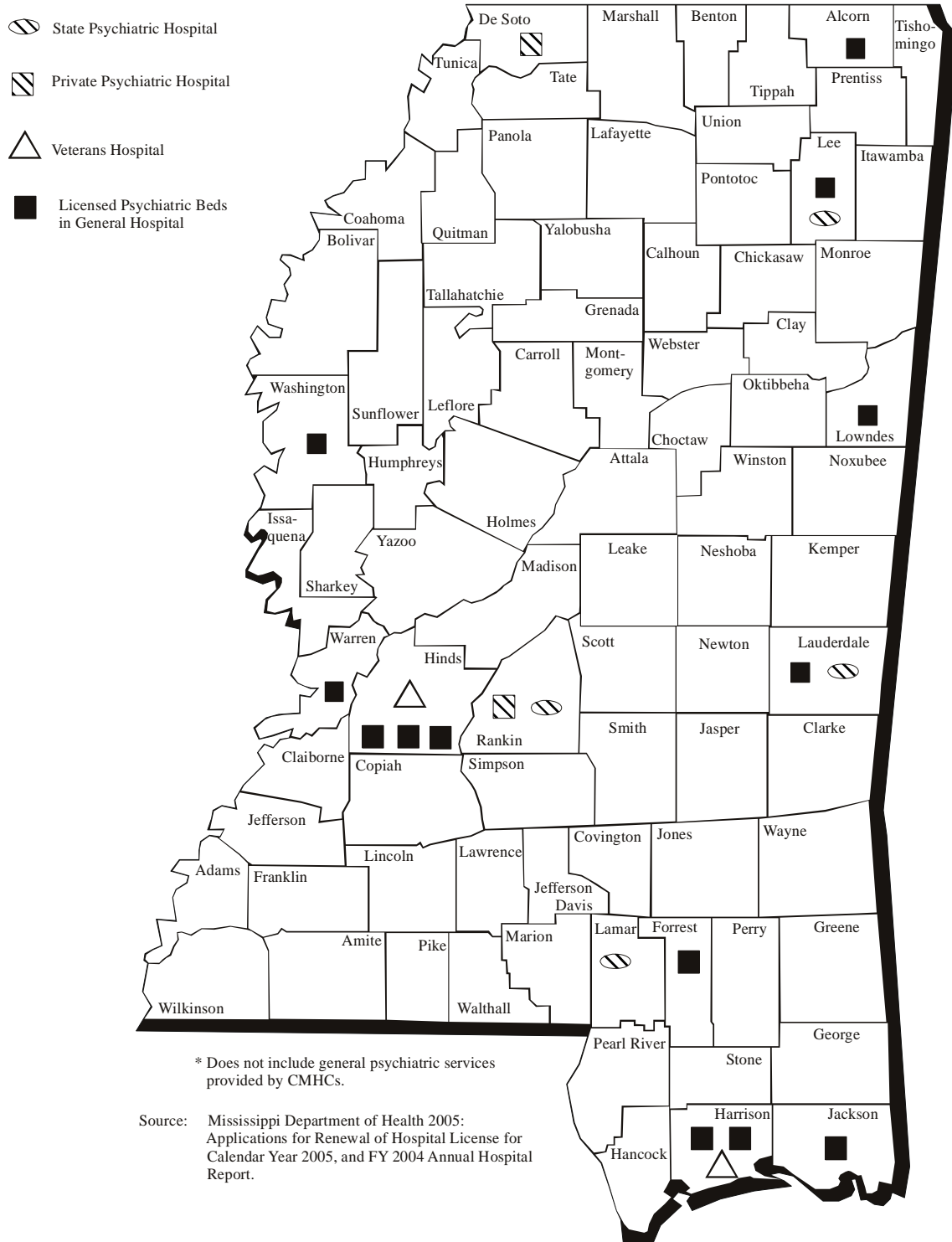


Table IX-2
Acute Psychiatric Bed Utilization
FY 2004

Facility	County	Licensed/CON Approved* Beds	Inpatient Days	Occupancy Rate(%)**	Discharges	ALOS
Alliance Health Center	Lauderdale	24	9,715	110.60	1,014	9.54
(Adolescent)	Lauderdale	22	12,605	156.54	454	26.66
Baptist Memorial Hospital - Golden Triangle	Lowndes	22	2,682	33.31	373	6.35
Brentwood Behavioral Health Care	Rankin	48	7,034	40.04	701	9.79
(Adolescent)	Rankin	59 / 21 *	14,951	69.24	1,051	14.43
Central Miss Medical Center	Hinds	29	7,216	67.99	958	7.63
Children's Hospital - Vicksburg	Warren					
(Adolescent)	Warren	20 *				
Diamond Grove Center	Winston					
(Adolescent)	Winston	20	4,994	68.22	448	11.19
Forrest General Hospital	Forrest	40	10,781	73.64	1,846	5.86
(Adolescent)	Forrest	16	6,235	106.47	907	6.89
Gulf Coast Medical Center	Harrison	34	6,571	52.80	1,043	6.28
(Adolescent)	Harrison	11	1,552	38.55	186	8.02
Magnolia Regional Health Center	Alcorn	19	5,164	74.26	482	10.99
Memorial Hospital at Gulfport	Harrison	59	9,731	45.06	1,289	7.50
(Adolescent)	Harrison	30	3,160	28.78	382	8.53
North Miss Medical Center	Lee	33	11,446	94.77	1,279	8.93
(Adolescent)	Lee	15 *				

IX-13

Table IX-2 (continued)
Acute Psychiatric Bed Utilization
FY 2004

Facility	County	Licensed/CON Approved* Beds	Inpatient Days	Occupancy Rate(%)**	Discharges	ALOS
Parkwood Behavioral Health System	DeSoto	22	6,763	83.99	745	8.72
(Adolescent)	DeSoto	36	11,814	89.66	1,076	10.51
River Region Health System	Warren	40	6,964	47.57	883	9.33
Singing River Hospital	Jackson	30	4,524	41.20	616	7.88
St. Dominic Hospital	Hinds	83	18,149	59.74	1,888	9.67
University Hospital & Clinics	Hinds	21	6,759	87.94	880	7.68
(Adolescent)	Hinds	12	1,869	42.55	238	7.85
Total Adult		504	113,499	61.53	13,997	8.18
Total Adolescent		206 / 56 *	57,180	75.84	4,742	11.91

IX-14

*CON approved

**Occupancy rate calculated using number of licensed beds

Note: Unless otherwise noted, the above psychiatric beds are designated

for adults

Sources: Applications for Renewal of Hospital License for Calendar Year 2005 and
FY 2004 Annual Hospital Report; and Division of Health Planning and Resource
Development Computations

140.02 Child/Adolescent Psychiatric Services

Although Mississippi has made progress in addressing the need for specialized services for children and adolescents, significant problems remain. Three freestanding facilities and five hospital-based facilities, with a total of 206 licensed beds, provide acute psychiatric inpatient services for children and adolescents. Two other hospitals and one freestanding facility have received Certificate of Need approval for these services; these facilities will provide an additional 56 beds. Map IX-2 shows the location of inpatient facilities that serve adolescent acute psychiatric patients, and Table IX-2 gives utilization statistics. The criteria and standards section of this chapter provides a further description of the programs that inpatient facilities offering child/adolescent psychiatric services must provide.

The Department of Mental Health operates a separately-licensed 60-bed facility (Oak Circle Center) at Mississippi State Hospital to provide short-term inpatient psychiatric treatment for children and adolescents between the ages of four and 17 years 11 months. East Mississippi State Hospital operates a 50-bed psychiatric and chemical dependency treatment unit for adolescent males. Preplanning is complete for a 75-bed, long-term psychiatric residential treatment center for adolescents to be operated by EMSH; however, construction funds have not been approved.

The DMH operates a specialized 48-bed treatment facility for youth with mental retardation who are involved with the criminal justice system in Brookhaven. A similar facility operates in Harrison County for youth who have come before Youth Court and have also been diagnosed with a mental disorder. Adolescents appropriate for admission are 13 years, but less than 21 years of age who present with an Axis I diagnosis of a severe emotional disturbance and need psychiatric residential care.

The Mississippi Legislature authorized the State Department of Health to establish Certificate of Need criteria and standards for psychiatric residential treatment facilities (PRTF). These facilities serve emotionally disturbed children and adolescents who are not in an acute phase of illness that requires the services of a psychiatric hospital, but who need restorative residential treatment services. "Emotionally disturbed" in this context means a condition exhibiting certain characteristics over a long period of time and to a marked degree. The criteria and standards section of this chapter describes these facilities more fully. A total of 388 PRTF beds are now authorized: six facilities are in operation, with a total of 268 beds, an additional 120 beds have received CON approval. Map IX-3 presents the location of existing and CON-approved private psychiatric residential treatment facilities. Children and adolescents who need psychiatric residential treatment beyond the scope of these residential treatment centers are served in acute psychiatric facilities or sent out of the state to other residential treatment facilities.

In FY 2004, MDMH continued to make funds available to support services provided through 15 therapeutic group homes (and also, the ARK, which serves youth with dual disorders), including three transitional therapeutic homes that received DMH support from mental health services for youth. These homes served a total of 308 children and youth during the year. An additional 133 youths were served through therapeutic group homes certified, but not funded, by MDMH. Additionally, the MDMH continued to fund Catholic Charities, Inc. to help support 22 therapeutic foster care homes which provided therapeutic foster care services for 26 youths. Senior Services, Stepping Stones, United Methodist Ministries, Mississippi Children(s) Home Society, and Youth Village, non-profit private providers certified but not funded by MDMH, provided therapeutic foster care services to 130 youth in FY 2004.

A Division of Children and Youth Services staff member provides technical assistance and support to the homes, including documentation of site visits, record monitoring, and technical assistance activities. The MDMH provided funding for five specialized outpatient intensive crisis intervention projects that affected primarily single-county areas; these projects served 288 youths with severe emotional disturbances (not including other support activities). The MDMH also continued to provide funding to four model comprehensive intensive crisis intervention programs for youth with serious emotional disturbance or behavioral disorders who are in crisis or who are identified as at risk for residential placement (operated by Catholic Charities, Inc. in the Jackson Metro area, by Community Counseling Services in the Region VII [east-central area of the state]; by Pine Belt Mental Health Care Services in Region XII [southeastern area of the state]; and Region VIII Community Mental Health Center. Funding was reallocated in FY 2005 to develop a fifth program in the northeast part of the state to be operated by Region 4 Timber Hills Mental Health Services.)

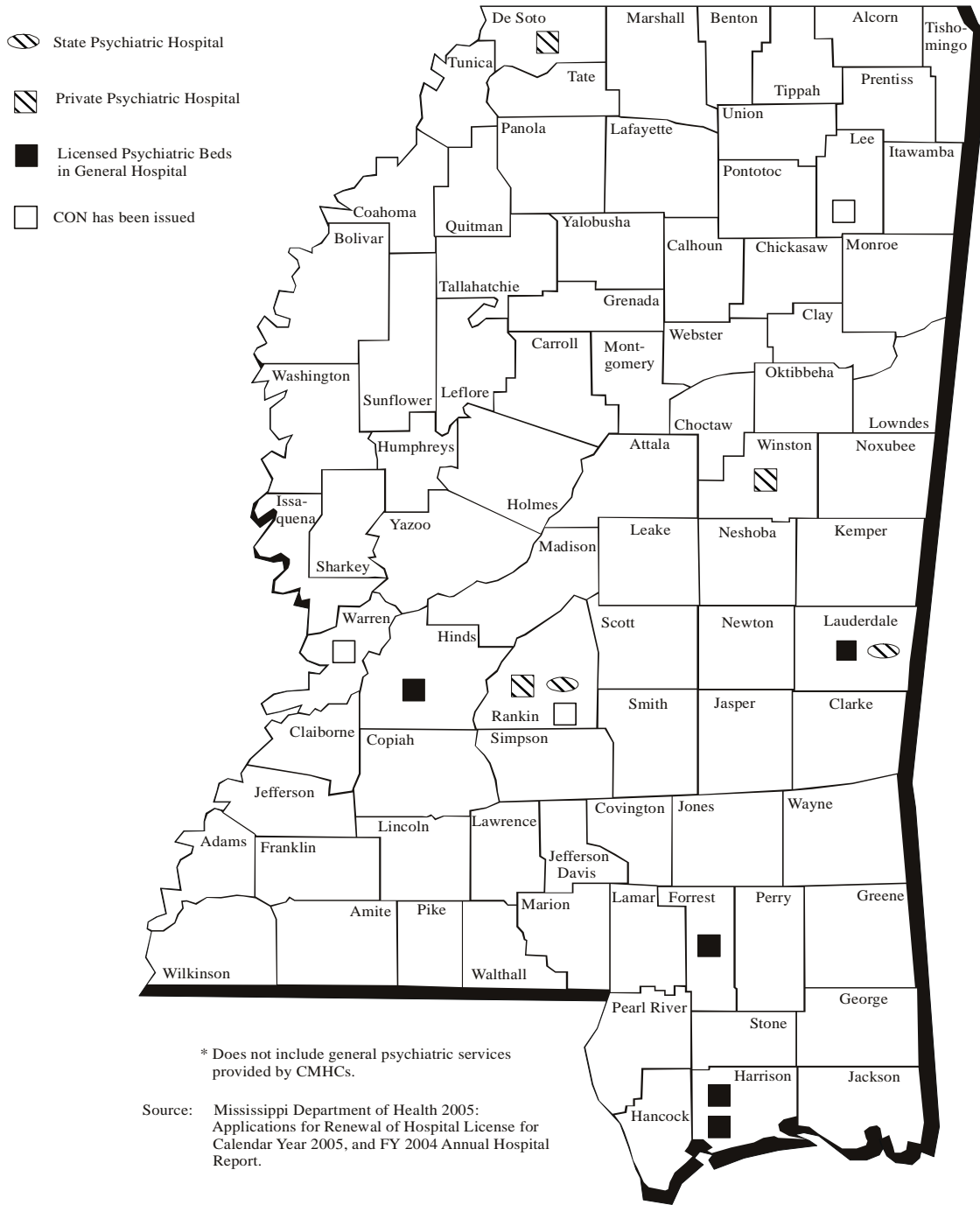
While inpatient services are sometimes necessary, every child/adolescent in the state should have access to appropriate community-based mental health services. This concept would provide an array of regional mental health services, allowing children/adolescents with emotional distress to be given the most appropriate and least restrictive service in or near the home community. Based on availability of adequate funding, regional community mental health centers could provide this array of community-based services.

The development of community-based programs provides many advantages. Such programs are generally less expensive, more family oriented, and frequently more effective than centralized institutional programs. Mississippi's Community Mental Health Plan describes an ideal comprehensive community mental health system for children, which would include the following major components:

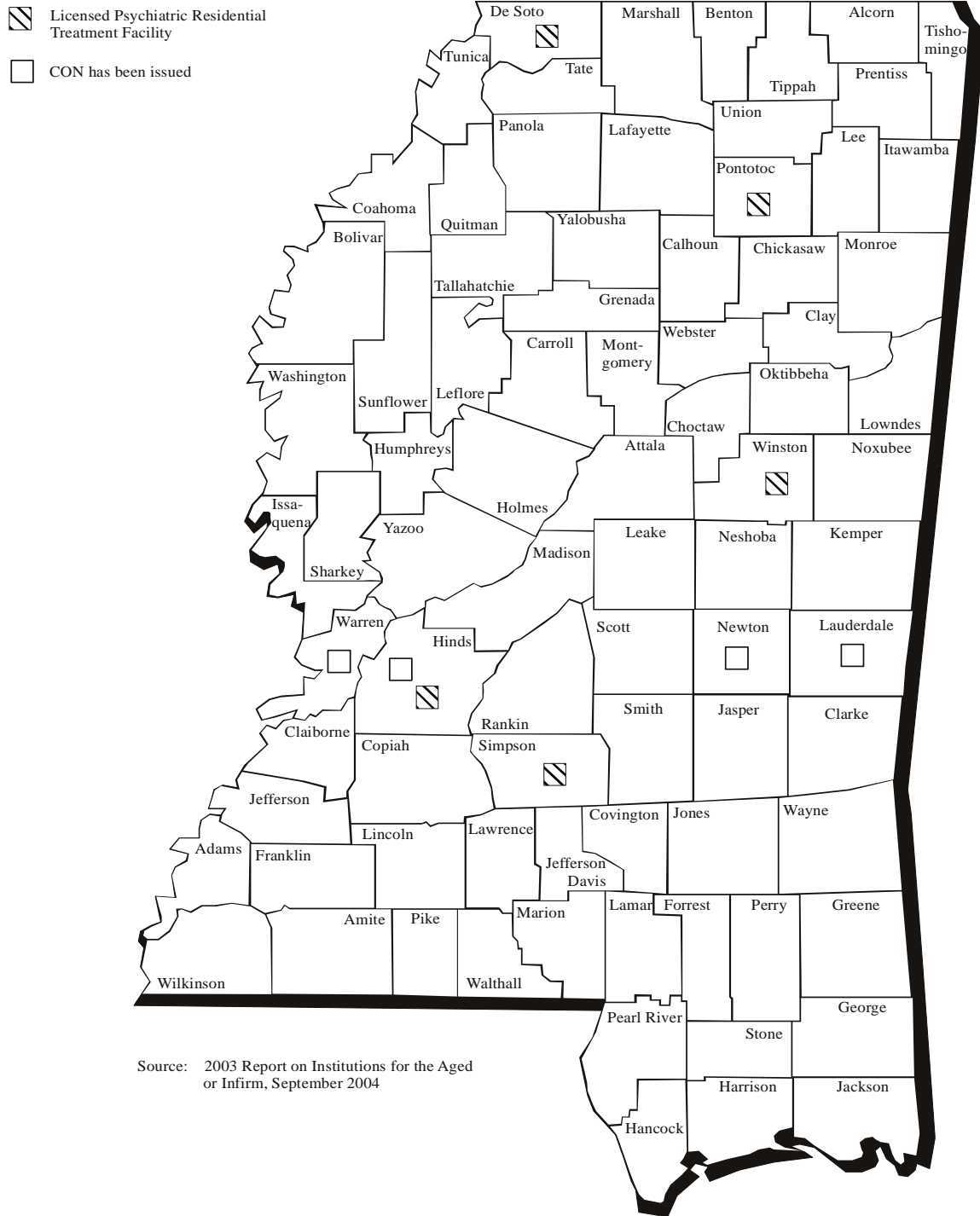
- Prevention

- Diagnosis and evaluation/early intervention
- Case management
- Crisis intervention
- Outpatient services
- Day treatment/psychosocial rehabilitation
- Respite services
- Family education/support
- Community-based residential services
- Community residential treatment for alcohol/drug problems
- Protection and advocacy
- Inpatient services
- Therapeutic support services, including staff training and human resource development
- Other support services

Map IX - 2 Operational and Proposed Inpatient Facilities Serving Adolescent Acute Psychiatric Patients*



Map IX - 3 Private Psychiatric Residential Treatment Facilities



140.03 Alcohol and Drug Abuse Services

Maps IX-4 and IX-5 show the locations of alcohol and drug abuse programs throughout the state. Each of the 15 regional community mental health-mental retardation centers provide a variety of alcohol and drug services, including residential and transitional treatment programs. A total of 36 such residential programs for adults and adolescents are scattered throughout the state. These specialized programs provide alcohol and drug treatment services in a controlled environment with emphasis on group living. Community Residential Treatment Services typically include individual, group, and family counseling; a working relationship with vocational rehabilitation services; and referral to other appropriate community programs and agencies. These programs also provide after-care services to assist individuals in transition from treatment.

State alcohol funds are generated from a three percent markup on sales of distilled spirits and wine. These funds are specifically earmarked for the support of 19 regional residential treatment programs; 17 transitional treatment programs, aftercare, and detoxification programs; vocational rehabilitation services to alcoholics; the inpatient alcohol unit at State Hospital; and the alcohol program at State Penitentiary at Parchman. Under state law, the three percent monies must be spent for treatment services only, and funds cannot be used for prevention programs.

Thirteen general hospitals and one freestanding facility in Mississippi offer alcohol and drug abuse treatment programs or have CON approval to provide such programs. Additionally, the state hospitals at Whitfield and Meridian and the Veterans Administration Hospitals in Jackson and Gulfport provide inpatient services including detoxification, assessment and evaluation, counseling, aftercare, and referral.









Four programs are designed to treat targeted populations: (1) the State Penitentiary at Parchman provides counseling and rehabilitation services to inmates during incarceration and follow-up after their release; (2) the Center for Independent Learning in Jackson, a transitional/residential facility, helps female offenders with a history of alcohol/drug abuse transition from incarceration back into society; (3) the Mississippi Band of Choctaw Indians offers a treatment program on the Neshoba County reservation that includes counseling and referral to other appropriate agencies; and (4) the Alcohol Services Center in Jackson serves low-income groups with crisis intervention, counseling, and referral. All these programs also offer many of the services provided by regular treatment resources.

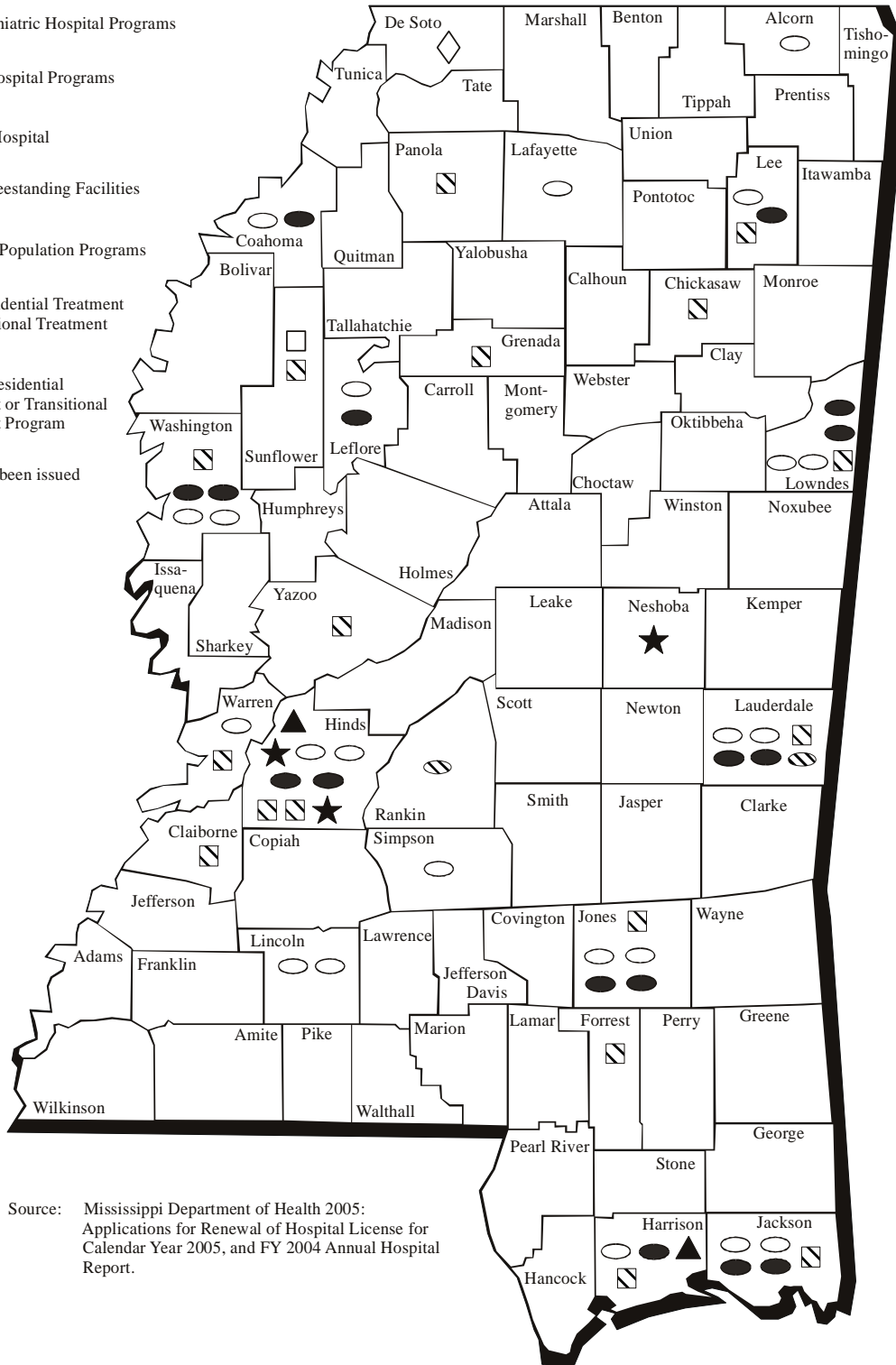
In FY 2004, alcohol treatment programs were utilized as follows: (a) 14,633 individuals served in outpatient services, (b) 1,229 served in intensive outpatient programs, (c) 7,084 individuals served in primary residential treatment

programs; (d) 881 individuals served in transitional treatment programs; (e) 1,299 adults served in the inpatient chemical dependence facilities in the state hospitals; (f) 1,239 inmates admitted to the alcohol and drug program at the state penitentiary at Parchman; (g) 103 individuals served through a nonprofit program receiving MDMH funding, which provided day treatment services for women at the Rankin County Correctional Facility; and (h) approximately 5,606 admissions to private sector inpatient programs (based on discharges). Note: These statistics may not represent an unduplicated count.

The MDMH contracted with the Department of Rehabilitation Services (DRS) for vocational rehabilitation services to people in local substance abuse transitional residential treatment programs. In FY 2004, the DRS Office of Vocational Rehabilitation served 2,257 persons through this program. The MDMH continued funding for three community-based residential treatment programs for adolescents (capacity 56 beds), which served 138 adolescents with substance abuse or dual disorders of substance abuse problems and emotional disturbances.




Map IX - 4 Operational and Proposed Adult Chemical Dependency Programs and Facilities

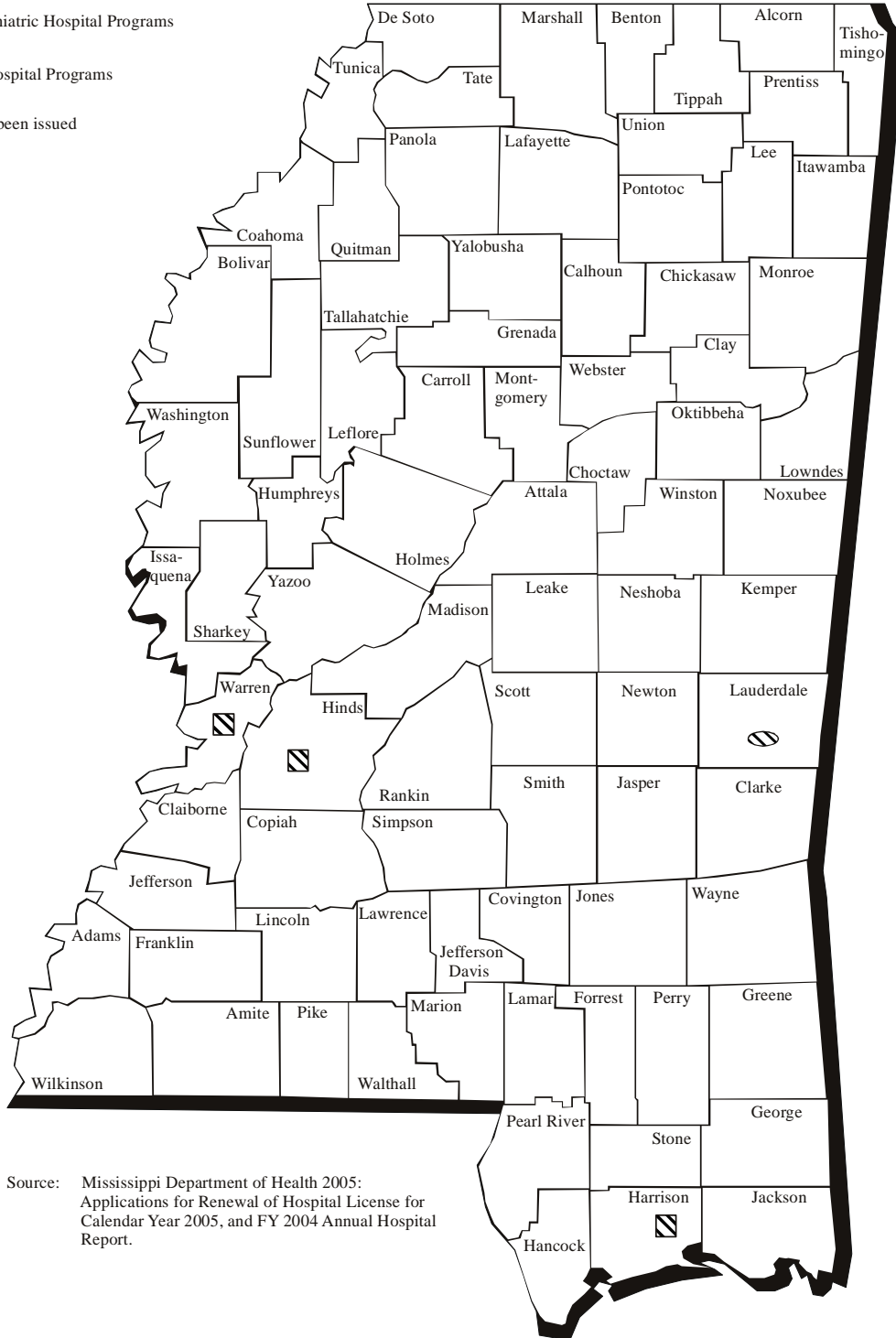
-  State Psychiatric Hospital Programs
-  General Hospital Programs
-  Veterans Hospital
-  Private Freestanding Facilities
-  Specified Population Programs
-  Male Residential Treatment or Transitional Treatment Program
-  Female Residential Treatment or Transitional Treatment Program
-  CON has been issued



Source: Mississippi Department of Health 2005: Applications for Renewal of Hospital License for Calendar Year 2005, and FY 2004 Annual Hospital Report.

Map IX - 5 Operational and Proposed Adolescent Chemical Dependency Programs and Facilities

-  State Psychiatric Hospital Programs
-  General Hospital Programs
-  CON has been issued



Source: Mississippi Department of Health 2005: Applications for Renewal of Hospital License for Calendar Year 2005, and FY 2004 Annual Hospital Report.

Table IX-3
Chemical Dependency Bed Utilization
 FY 2004

Facility	County	Licensed/CON Approved* Beds	Inpatient Days	Occupancy Rate(%)**	Discharges	ALOS
Alliance Health Center	Lauderdale	8	1,859	63.49	360	5.33
Baptist Memorial Hospital - Golden Triangle	Lowndes	21	559	7.27	101	5.01
Bolivar Medical Center ¹	Bolivar	8	1,587	54.20	261	6.16
Claiborne County Hospital	Claiborne	6	718	32.70	131	5.65
Delta Regional Medical Center	Washington	7	420	16.39	200	2.20
Forrest General Hospital	Forrest	32	6,868	58.64	1,275	5.40
Memorial Hospital at Gulfport (Adolescent)	Harrison Harrison	20	1,273	17.39	179	8.82
Miss Baptist Medical Center (Adolescent)	Hinds Hinds	78 10	1,497 68	5.24 1.86	196 6	8.55 11.33
North Miss Medical Center	Lee	33	3,114	25.78	781	3.94
Parkwood Behavioral Health System	DeSoto	14	1,185	23.13	237	3.50
River Region Health System (Adolescent)	Warren Warren	28 12	5,318 2,081	51.89 47.38	558 160	9.43 12.87
South Central Regional Medical Center	Jones	10	1,881	51.39	321	5.91
St. Dominic Hospital	Hinds	35	4,906	38.30	664	7.42
Tri-Lakes Medical Center (Adolescent)	Panola Panola	23 10 *	1,134	13.47	176	7.03
Total Adult		303	31,046	28.00	5,261	5.89
Total Adolescent		42 / 10 *	3,422	22.26	345	10.74

IX-22

¹Eight Adult Chemical Dependency Beds Located at North Sunflower County

Hospital

*CON approved

**Occupancy rate calculated using number of licensed beds

Note: Unless otherwise noted, the above psychiatric beds are designated

for adults

Sources: Applications for Renewal of Hospital License for Calendar Year 2005 and
 FY 2004 Annual Hospital Report

140.04 Mental Retardation/Developmental Disabilities Services

Services available through the Department of Mental Health include an array of programs designed to meet the needs of individuals with mental retardation or developmental disabilities. Programs and activities for persons residing in their local communities include community living, system coordination and community education, early intervention, and employment. Five state Regional Centers at Long Beach, Ellisville, Sanatorium, Whitfield, and Oxford offer residential services, as well as direct and auxiliary support, for all services within the regions. The Regional Community Mental Health-Mental Retardation Commissions and a number of independent, non-profit, private service providers offer similar community programs.

The Mississippi Department of Mental Health serves as the designated state agency (DSA) to administer funds available through the federal Developmental Disabilities Program. The Mississippi Council on Developmental Disabilities

(MCDD) strives to identify need, plan services and support, and advocate for new services to meet individual needs in various communities. More than 170 public and private agencies, organizations, or programs provide a myriad of services to persons with mental retardation and developmental disabilities; however, the Council recognizes the need for services and support to address what people with developmental disabilities and their families want and need. In May, 2005, the Council conducted a statewide needs assessment involving a representation from all service providers and advocacy groups. Results of this needs assessment/strategic planning will be the basis for the Council's five-year State Plan (2006-2011). Hopefully, other providers will be able to use the results as a basis for their service delivery. For information about the statewide needs assessment, refer to the website of the MS Counsel on Developmental Disabilities.

The MCDD funded services designed to promote community inclusion for people with developmental disability and their families. This funding may include one-time projects, special events, support for training activities, short-term demonstrations (not to exceed three years), product development activities, and special focus investments. MCDD investments must support at least one of the following Administration on Developmental Disabilities (ADD) Areas of Emphasis (Priority Areas): (a) quality assurance (which means that people have control, choice, and flexibility in the services/supports they receive); (b) employment (which refers to individuals getting and keeping employment consistent with their interest, abilities, and needs); (c) community living/housing (which involves adults choosing where and with whom they live); (d) health (referring to individuals being healthy and benefiting from the full range of services); (e) education/child development (resulting in students reaching their educational potential); (f) formal and informal community support (characterized by every individual being a valued, participating member of their community), (g) transportation (which refers to people being able to go and participate in community activities of their choice; and (h) recreation (which refers to people being able to participate in leisure activities of their choice). Regulations require that 65 percent of the federal Developmental Disabilities funds be invested in these Areas of Emphasis. In Mississippi; however, approximately 85 percent of DD funds are spent on programs and services.

The federal Centers for Medicare and Medicaid Services (CMS) approved a Home and Community-Based Services - MR/DD Waiver Program for Mississippi that began in July 1995 and is now approved until 2008. The program provides services to persons with mental retardation/developmental disabilities that would require the level of care found at an intermediate care facility for the mentally retarded if waiver services were not available. The waiver program is available statewide to persons of all ages, with approval contingent on funding to serve up to 2,400 people. Services available include attendant care, respite (in-home nursing or companion, community, or ICF/MR), day habilitation, residential habilitation (supported or supervised), pre-vocational services, supported employment, behavior support/intervention,

specialized medical supplies (diapers, catheters, and pads), physical therapy, occupational therapy, speech/language/hearing therapy, and support coordination. Each of the five Department of Mental Health Comprehensive Regional Centers employs support coordinators to help eligible individuals with disabilities and their families navigate the evaluation process and monitor the provision of waiver services.

Approximately 44,000 Mississippians may have developmental disabilities and/or mental retardation; the majority of these presently live outside the residential programs. Given the life expectancy of persons with developmental disabilities, combined with the deaths of family members providing primary care to those living at home, the state needs approximately 500 additional state-supported living alternatives. In conjunction with the continued establishment of community living programs, the Bureau of Mental Retardation believes that its employment and work opportunity programs must be continued and expanded. The Bureau is also committed to statewide expansion of early intervention programs for children with developmental disabilities and their families.

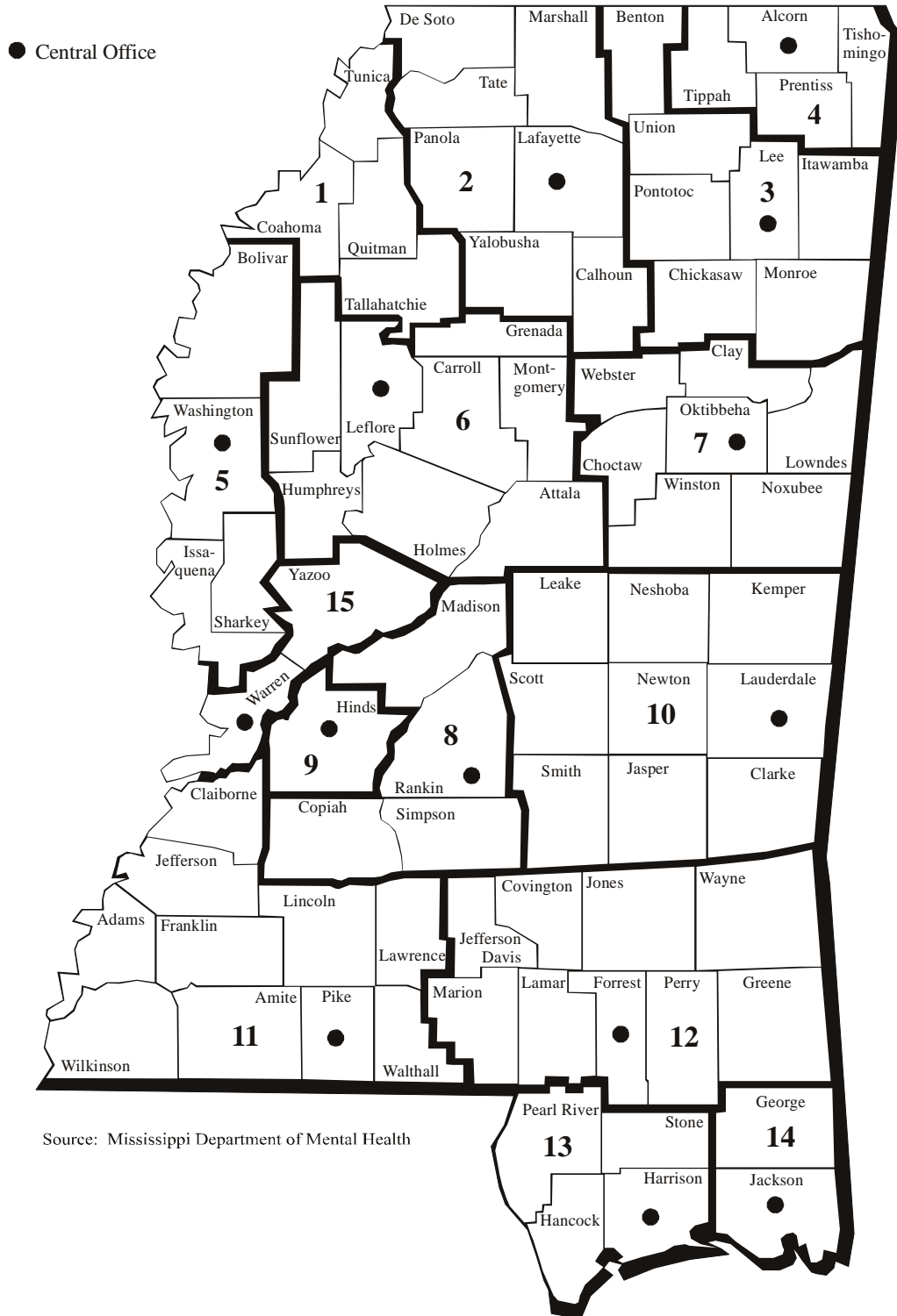
140.05 Community-Based Services

Fifteen regional community Mental Health-Mental Retardation Centers provide a wide range of mental health services at the local level. Map IX-6 presents the central office locations of these centers. Each center must meet federal and state program and performance standards. The major objectives of the regional community mental health centers include: (a) providing accessible services to all citizens with mental and emotional problems; (b) reducing the number of initial admissions to the state hospitals; and (c) preventing re-admissions through supportive aftercare services. These centers are a vital element in the plan to provide an integrated system of mental health services to all residents of Mississippi.

The regional community mental health centers are certified to provide emergency services and must have agreements with local providers for short-term inpatient care. The centers themselves do not maintain acute care beds but may make them available through an affiliation agreement with a local hospital which, within certain restrictions, can treat individuals in lieu of admission to the state hospitals. When discussing these beds, one must keep in mind that most of these beds are already listed in the existing inventory and should not be added to those already identified. The number of beds available on an affiliation basis varies from hospital to hospital. Most of these beds are not located in a specialized psychiatric unit, but are scattered throughout the hospital. Most of the hospitals providing beds through an affiliation agreement seldom have adequate or qualified staff and provide services only on an emergency basis. Usually a patient is hospitalized for one to four days and is referred to another hospital when further treatment becomes necessary.

Community mental health centers may provide back-up to hospital staff to ensure appropriate care. However, these agreements are limited in many instances. For example, in some regions the agreement is for general hospital beds on a priority basis, but the beds are in a general ward and no psychiatrist is on the hospital staff. In these cases a local private physician makes the admission, and the mental health center staff works with the physician on a consulting basis. In almost all instances of admission to local hospitals, there must be some method for the mentally ill consumer to pay for the hospitalization. Where there is a psychiatric unit, admissions are many times limited because the consumer has no source of payment. In summary, a system of limited adequacy exists to provide inpatient care for individuals who need this level of treatment in the community; inpatient care for mental illness is generally not available on demand.

Map IX - 6 Regional Community Mental Health/Mental Retardation Centers and Location of Central Office



Source: Mississippi Department of Mental Health

141 Certificate of Need Criteria and Standards for Acute Psychiatric, Chemical Dependency, and Psychiatric Residential Treatment Facility Beds/Services

Should the Mississippi Department of Health receive a Certificate of Need application regarding the acquisition and/or otherwise control of major medical equipment or the provision of a service for which specific CON criteria and standards have not been adopted, the application shall be deferred until the Department of Health has developed and adopted CON criteria and standards. If the Department has not developed CON criteria and standards within 180 days of receiving a CON application, the application will be reviewed using the general CON review criteria and standards presented in the Mississippi Certificate of Need Review Manual and all adopted rules, procedures, and plans of the Mississippi Department of Health.

142 The Need for Acute Psychiatric and Chemical Dependency Beds

While Mississippi relies heavily upon the facilities operated by the Mississippi Department of Mental Health (MDMH) for acute inpatient psychiatric and chemical dependency services, the private sector is developing an increasing number of such facilities. This Plan intends to encourage a rational establishment of appropriate acute psychiatric and chemical dependency facilities in areas of the state with inadequate inpatient services.

The two larger state psychiatric hospitals provided 817 active and staffed adult psychiatric beds, and 140 adult chemical dependency beds in FY 2004. The MDMH also operates a 50-bed regional acute adult psychiatric hospital in both Tupelo and Purvis.

Mississippi State Hospital operates a 60-bed acute psychiatric unit for children and adolescents. East Mississippi State Hospital provides a 50-bed psychiatric and chemical dependency treatment unit for adolescents and is preplanning a 75-bed, long-term psychiatric residential treatment center for adolescents.

A specialized 48-bed treatment facility for youths with mental retardation who are involved with the criminal justice system opened in Brookhaven in 1999. A similar facility became partially operational in September 2004 in Harrison County for youth who have come before the Youth Court and also have been diagnosed with a mental disorder. Adolescents appropriate for admission are 13 years, but less than 21 years of age who present with an Axis I diagnosis of a severe emotional disturbance and need psychiatric residential care.

In addition to the state operated beds, Mississippi has 504 licensed adult psychiatric beds, 206 adolescent psychiatric beds, 303 adult chemical dependency beds, and 52 adolescent chemical dependency beds. CONs for 56 adolescent psychiatric beds are outstanding. Tables IX-4, IX-5, and IX-6 at the end of this chapter present the statistical need for beds by type of service based on population projections for the year 2010.

Occupancy rates in private sector facilities remain below 80 percent, indicating that many individuals are not receiving psychiatric and/or chemical dependency services. The

inability to pay is a major individual barrier for receiving mental health services, resulting in a vast unmet need for these services. Both physicians and facilities have contributed to the access problem.

The problems involved in serving the needs of indigent patients are numerous and complex, beyond this Plan's ability to delve into completely. Additional research is needed to make appropriate recommendations regarding the financing of mental health and expanding the roles of freestanding psychiatric and chemical dependency facilities. Officials should give special consideration to allowing Medicaid reimbursement to freestanding facilities and to requiring that all facilities be certified for and accept Medicaid and Medicare patients. (Since 1990 the Legislature has allowed Medicaid reimbursement for psychiatric inpatient services for children under 21 years of age in accredited freestanding facilities that were licensed or CON-approved prior to July 1, 1990.) As a part of the Certificate of Need process, the Department of Health requires documentation that a facility will provide a "reasonable amount" of services to indigent patients. This effort, along with the Department of Mental Health's efforts to provide more geographic distribution of services, will address many of the needs of indigent citizens.

143 Policy Statement Regarding Certificate of Need Applications for Acute Psychiatric, Chemical Dependency, and Psychiatric Residential Treatment Facility Beds/Services

143.01 An applicant must provide a "reasonable amount" of indigent/charity care as described in Chapter I of this Plan.

143.02 Mental Health Planning Areas: The Department of Health shall use the state as a whole to determine the need for acute psychiatric beds/services, chemical dependency beds/ services, and psychiatric residential treatment beds/services. Tables IX-4, IX-5, and IX-6 give the statistical need for each category of beds.

143.03 Public Sector Beds: Due to the public sector status of the acute psychiatric, chemical dependency, and psychiatric residential treatment facility beds operated directly by the Mississippi Department of Mental Health (MDMH), the number of licensed beds operated by the MDMH shall not be counted in the bed inventory used to determine statistical need for additional acute psychiatric, chemical dependency, and psychiatric residential treatment facility beds.

143.04 Comments from Department of Mental Health: The Mississippi Department of Health shall solicit and take into consideration comments received from the Mississippi Department of Mental Health regarding any CON application for the establishment or expansion of inpatient acute psychiatric, chemical dependency, and/or psychiatric residential treatment facility beds.

143.05 Separation of Adults and Children/Adolescents: Child and adolescent patients under 18 years of age must receive treatment in units which are programmatically and physically distinct from adult (18+ years of age) patient

units. A single facility may house adults as well as adolescents and children if both physical design and staffing ratios provide for separation.

- 143.06 Separation of Males and Females: Facilities must separate males and females age 13 and over for living purposes (e.g., separate rooms and rooms located at separate ends of the halls, etc.).
- 143.07 Dually Diagnosed Patients: It is frequently impossible for a provider to totally predict or control short-term deviation in the number of patients with mixed psychiatric/addictive etiology to their illnesses. Therefore, the Department will allow deviations of up to 25 percent of the total licensed beds as "swing-beds" to accommodate patients having diagnoses of both psychiatric and substance abuse disorders. However, the provider must demonstrate to the Division of Licensure and Certification that the "swing-bed" program meets all applicable licensure and certification regulations for each service offered, i.e., acute psychiatric, chemical dependency, and psychiatric residential treatment facility services, before providing such "swing-bed" services.
- 143.08 Comprehensive Program of Treatment: Any new mental health beds approved must provide a comprehensive program of treatment that includes, but is not limited to, inpatient, outpatient, and follow-up services, and in the case of children and adolescents, includes an educational component. The facility may provide outpatient and appropriate follow-up services directly or through contractual arrangements with existing providers of these services.
- 143.09 Medicaid Participation: An applicant proposing to offer acute psychiatric, chemical dependency, and/or psychiatric residential treatment facility services or to establish, expand and/or convert beds under any of the provisions set forth in this section or in the service specific criteria and standards shall affirm in the application that:
1. the applicant shall seek Medicaid certification for the facility/program at such time as the facility/program becomes eligible for such certification; and
 2. the applicant shall serve a reasonable number of Medicaid patients when the facility/program becomes eligible for reimbursement under the Medicaid Program. The application shall affirm that the facility will provide the MDH with information regarding services to Medicaid patients.
- 143.10 Licensing and Certification: All acute psychiatric, chemical dependency treatment, dual diagnosis beds/services, and psychiatric residential treatment facility beds/services must meet all applicable licensing and certification regulations of the Division of Health Facilities Licensure and Certification. If licensure and certification regulations do not exist at the time the application is

approved, the program shall comply with such regulations following their effective date.

- 143.11 Psychiatric Residential Treatment Facility: A psychiatric residential treatment facility (PRTF) is a non-hospital establishment with permanent licensed facilities that provides a twenty-four (24) hour program of care by qualified therapists including, but not limited to, duly licensed mental health professionals, psychiatrists, psychologists, psychotherapists, and licensed certified social workers, for emotionally disturbed children and adolescents referred to such facility by a court, local school district, or the Department of Human Services, who are not in an acute phase of illness requiring the services of a psychiatric hospital and who are in need of such restorative treatment services. For purposes of this paragraph, the term "emotionally disturbed" means a condition exhibiting one or more of the following characteristics over a long period of time and to a marked degree, which adversely affects educational performance:
1. an inability to learn which cannot be explained by intellectual, sensory, or health factors;
 2. an inability to build or maintain satisfactory relationships with peers and teachers;
 3. inappropriate types of behavior or feelings under normal circumstances;
 4. a general pervasive mood of unhappiness or depression; or
 5. a tendency to develop physical symptoms or fears associated with personal or school problems.

An establishment furnishing primarily domiciliary care is not within this definition.

- 143.12 Certified Educational Programs: Educational programs certified by the Department of Education shall be available for all school age patients. Also, sufficient areas suitable to meet the recreational needs of the patients are required.
- 143.13 Preference in CON Decisions: Applications proposing the conversion of existing acute care hospital beds to acute psychiatric and chemical dependency beds shall receive preference in CON decisions provided the application meets all other criteria and standards under which it is reviewed.
- 143.14 Dedicated Beds for Children's Services: It has been determined that there is a need for specialized beds dedicated for the treatment of children less than 14 years of age. Therefore, of the beds determined to be needed for child/adolescent acute psychiatric services and psychiatric residential treatment facility services, 25 beds under each category for a total of 50 beds statewide

shall be reserved exclusively for programs dedicated to children under the age of 14.

- 143.15 Effective April 12, 2002, no health care facility shall be authorized to add any beds or convert any beds to another category of beds without a Certificate of Need under the authority of Section 41-7-191(1)(c).
- 143.16 Effective March 4, 2003, if a health care facility has voluntarily delicensed some of its existing bed complement, it may later relicense some or all of its delicensed beds without the necessity of having to acquire a certificate of need. The Department of Health shall maintain a record of the delicensing health care facility and its voluntarily delicensed beds and continue counting those beds as part of the state's total bed count for health care planning purposes.

144 General Certificate of Need Criteria and Standards for Acute Psychiatric, Chemical Dependency, and/or Psychiatric Residential Treatment Facility Beds/Services

The Mississippi Department of Health will review applications for a Certificate of Need for the establishment, offering, or expansion of acute psychiatric, chemical dependency treatment, and/or psychiatric residential treatment beds/services under the applicable statutory requirements of Sections 41-7-173, 41-7-191, and 41-7-193, Mississippi Code of 1972, as amended. The MDH will also review applications for Certificate of Need according to the policies in this Plan; the general criteria listed in the Mississippi Certificate of Need Review Manual; all adopted rules, procedures, and plans of the Mississippi Department of Health; and the general and service specific criteria and standards listed below.

The offering of acute psychiatric, chemical dependency treatment, and/or psychiatric residential treatment facility services is reviewable if the proposed provider has not offered those services on a regular basis within the period of twelve (12) months prior to the time such services would be offered. The construction, development, or other establishment of a new health care facility to provide acute psychiatric, chemical dependency treatment, and/or psychiatric residential treatment services requires CON review regardless of capital expenditure.

144.01 Need Criterion:

1. **New /Existing Acute Psychiatric, Chemical Dependency, and/or Psychiatric Residential Treatment Facility Beds/Services:** The applicant shall document a need for acute psychiatric, chemical dependency, and/or psychiatric residential treatment facility beds using the appropriate bed need methodology as presented in this section under the service specific criteria and standards.
2. **Projects which do not involve the addition of acute psychiatric, chemical dependency, and/or psychiatric residential treatment facility beds:** The applicant shall document the need for the proposed project. Documentation may consist of, but is not limited to, citing of licensure or

regulatory code deficiencies, institutional long-term plans duly adopted by the governing board, recommendations made by consultant firms, and deficiencies cited by accreditation agencies (JCAHO, CAP, etc.).

3. **Projects which involve the addition of beds:** The applicant shall document the need for the proposed project. Exception: Notwithstanding the service specific statistical bed need requirements as stated in "a" above, the Department may approve additional beds for facilities which have maintained an occupancy rate of at least 80 percent for the most recent 12-month licensure reporting period or at least 70 percent for the most recent two (2) years.
4. **Child Psychiatry Fellowship Program:** Notwithstanding the service specific statistical bed need requirements as stated in "a" above, the Department may approve a 15-bed acute child psychiatric unit at the University of Mississippi Medical Center for children aged 4-12 to provide a training site for psychiatric residents.

144.02 The application shall affirm that the applicant will record and maintain, at a minimum, the following information regarding charity care and care to the medically indigent and make such information available to the Mississippi Department of Health within 15 business days of request:

1. source of patient referral;
2. utilization data, e.g., number of indigent admissions, number of charity admissions, and inpatient days of care;
3. demographic/patient origin data;
4. cost/charges data; and
5. any other data pertaining directly or indirectly to the utilization of services by medically indigent or charity patients which the Department may request.

144.03 A CON applicant desiring to provide or to expand chemical dependency, psychiatric, and/or psychiatric residential treatment facility services shall provide copies of signed memoranda of understanding with Community Mental Health Centers and other appropriate facilities within their patient service area regarding the referral and admission of charity and medically indigent patients.

144.04 Applicants should also provide letters of comment from the Community Mental Health Centers, appropriate physicians, community and political leaders, and other interested groups that may be affected by the provision of such care.

144.05 The application shall document that within the scope of its available services, neither the facility nor its participating staff shall have policies or procedures

which would exclude patients because of race, color, age, sex, ethnicity, or ability to pay.

144.06 The application shall document that the applicant will provide a reasonable amount of charity/indigent care as provided for in Chapter I of this Plan.

145 Service Specific Certificate of Need Criteria and Standards for Acute Psychiatric, Chemical Dependency, and/or Psychiatric Residential Treatment Facility Beds/Services

145.01 Acute Psychiatric Beds for Adults

1. The Mississippi Department of Health shall base statistical need for adult acute psychiatric beds on a ratio of 0.21 beds per 1,000 population aged 18 and older for 2005 in the state as a whole as projected by the Division of Health Planning and Resource Development. Table IX-4 presents the statistical need for adult psychiatric beds.
2. The applicant shall provide information regarding the proposed size of the facility/unit. Acute psychiatric beds for adults may be located in either freestanding or hospital-based facilities. Freestanding facilities should not be larger than 60 beds. Hospital units should not be larger than 30 beds. Patients treated in adult facilities and units should be 18 years of age or older.
3. The applicant shall provide documentation regarding the staffing of the facility. Staff providing treatment should be specially trained for the provision of psychiatric and psychological services. The staff should include both psychiatrists and psychologists and should provide a multi-discipline psychosocial medical approach to treatment.

145.02 Acute Psychiatric Beds for Children and Adolescents

1. The Mississippi Department of Health shall base statistical need for child/adolescent acute psychiatric beds on a ratio of 0.55 beds per 1,000 population aged 7 to 17 for 2005 in the state as a whole as projected by the Division of Health Planning and Resource Development. Table IX-4 presents the statistical need for child/adolescent psychiatric beds. Of the specified beds needed, 25 beds are hereby set aside exclusively for the treatment of children less than 14 years of age.
2. The applicant shall provide information regarding the proposed size of the facility/unit. Acute psychiatric beds for children and adolescents may be located in freestanding or hospital-based units and facilities. A facility should not be larger than 60 beds. All units, whether hospital-based or freestanding, should provide a homelike environment. Ideally, a facility should provide cottage-style living units housing eight to ten patients. Because of the special needs of children and adolescents, facilities or units

which are not physically attached to a general hospital are preferred. For the purposes of this Plan, an adolescent is defined as a minor who is at least 14 years old but less than 18 years old, and a child is defined as a minor who is at least 7 years old but less than 14 years old.

3. The applicant shall provide documentation regarding the staffing of the facility. Staff should be specially trained to meet the needs of adolescents and children. Staff should include both psychiatrists and psychologists and should provide a multi-discipline psychosocial medical approach to treatment. The treatment program must involve parents and/or significant others. Aftercare services must also be provided.
4. The applicant shall describe the structural design of the facility in providing for the separation of children and adolescents. In facilities where both children and adolescents are housed, the facility should attempt to provide separate areas for each age grouping.

145.03 Chemical Dependency Beds for Adults

1. The Mississippi Department of Health shall base statistical need for adult chemical dependency beds on a ratio of 0.14 beds per 1,000 population aged 18 and older for 2005 in the state as a whole as projected by the Division of Health Planning and Resource Development. Table IX-5 presents the statistical need for adult chemical dependency beds.
2. The applicant shall provide information regarding the proposed size of the facility/unit. Chemical dependency treatment programs may be located in either freestanding or hospital-based facilities. Facilities should not be larger than 75 beds, and individual units should not be larger than 30 beds. The bed count also includes detoxification beds. Staff should have specialized training in the area of alcohol and substance abuse treatment, and a multi-discipline psychosocial medical treatment approach which involves the family and significant others should be employed.
3. The applicant shall describe the aftercare or follow-up services proposed for individuals leaving the chemical dependency program. Chemical dependency treatment programs should include extensive aftercare and follow-up services.
4. The applicant shall specify the type of clients to be treated at the proposed facility. Freestanding chemical dependency facilities and hospital-based units should provide services to substance abusers as well as alcohol abusers.

145.04 Chemical Dependency Beds for Children and Adolescents

1. The Mississippi Department of Health shall base statistical need for child/adolescent chemical dependency beds on a ratio of 0.44 beds per

1,000 population aged 12 to 17 for 2005 in the state as a whole as projected by the Division of Health Planning and Resource Development. Table IX-5 presents the statistical need for child/adolescent chemical dependency beds.

2. The applicant shall provide information regarding the proposed size of the facility/unit. Chemical dependency beds may be located in either freestanding or hospital-based facilities. Because of the unique needs of the child and adolescent population, facilities shall not be larger than 60 beds. Units shall not be larger than 20 beds. The bed count of a facility or unit will include detoxification beds.

Facilities or units, whether hospital-based or freestanding, should provide a home-like environment. Ideally, facilities should provide cottage-style living units housing eight to ten patients. Because of the special needs of children and adolescents, facilities or units which are not physically attached to a general hospital are preferred.

3. The applicant shall provide documentation regarding the staffing of the facility. Staff should be specially trained to meet the needs of adolescents and children. Staff should include both psychiatrists and psychologists and should provide a multi-discipline psychosocial medical approach to treatment. The treatment program must involve parents and significant others. Aftercare services must also be provided.
4. The applicant shall describe the structural design of the facility in providing for the separation of the children and adolescents. Child and adolescent patients shall be separated from adult patients for treatment and living purposes.
5. The applicant shall describe the aftercare or follow-up services proposed for individuals leaving the chemical dependency program. Extensive aftercare and follow-up services involving the family and significant others should be provided to clients after discharge from the inpatient program. Chemical dependency facilities and units should provide services to substance abusers as well as alcohol abusers.

145.05 Psychiatric Residential Treatment Facility Beds/Services

1. The Mississippi Department of Health shall base statistical need for psychiatric residential treatment beds on a ratio of 0.4 beds per 1,000 population aged 5 to 21 for 2005 in the state as a whole as projected by the Division of Health Planning and Resource Development. Table IX-6 presents the statistical need for psychiatric residential treatment facility beds.

2. The application shall state the age group that the applicant will serve in the psychiatric residential treatment facility and the number of beds dedicated to each age group (5 to 13, 14 to 17, and 18 to 21).
3. The applicant shall describe the structural design of the facility for the provision of services to children less than 14 years of age. Of the beds needed for psychiatric residential treatment facility services, 25 beds are hereby set aside exclusively for the treatment of children less than 14 years of age. An applicant proposing to provide psychiatric residential treatment facility services to children less than 14 years of age shall make provision for the treatment of these patients in units which are programmatically and physically distinct from the units occupied by patients older than 13 years of age. A facility may house both categories of patients if both the physical design and staffing ratios provide for separation.

This criterion does not preclude more than 25 psychiatric residential treatment facility beds being authorized for the treatment of patients less than 14 years of age. However, the Department shall not approve more than 334 psychiatric residential treatment facility beds statewide unless specifically authorized by legislation. (Note: the 388 licensed and CON approved beds indicated on page IX-35 was the result of both CON approval and legislative actions).

4. The applicant shall provide information regarding the proposed size of the facility/unit. A psychiatric residential treatment facility should provide services in a homelike environment. Ideally, a facility should provide cottage-style living units not exceeding 15 beds. A psychiatric residential treatment facility should not be larger than 60 beds.
5. The applicant shall provide documentation regarding the staffing of the facility. Staff should be specially trained to meet the treatment needs of the age category of patients being served. Staff should include both psychiatrists and psychologists and should provide a multi-discipline psychosocial medical approach to treatment. The treatment program must involve parents and/or significant others. Aftercare/follow-up services must also be provided.

Table IX-4
Statewide Acute Psychiatric Bed Need
 2006

Bed Category and Ratio	2010 Projected Population	Projected Bed Need	Licensed/CON Approved Beds	Difference
Adult Psychiatric: <u>0.21 beds per 1,000 population</u> <u>aged 18+</u>	2,352,602	494	504	-10
Child/Adolescent Psychiatric: <u>0.55 beds per 1,000 population</u> <u>aged 7 to 17</u>	473,563	260	262	-2

Sources: Applications for Renewal of Hospital License for Calendar Year 2004 and FY 2003 Annual Hospital Report; and Division of Health Planning and Resource Development calculations, March 2004

Table IX-5
Statewide Chemical Dependency Bed Need
 2006

Bed Category and Ratio	2010 Projected Population	Projected Bed Need	Licensed/CON Approved Beds	Difference
Adult Chemical Dependency: <u>0.14 beds per 1,000 population</u> <u>aged 18+</u>	2,352,602	329	303	26
Child/Adolescent Chemical Dependency: <u>0.44 beds per</u> <u>1,000 population aged 12 to 17</u>	267,140	118	52	66

Sources: Applications for Renewal of Hospital License for Calendar Year 2004 and FY 2003 Annual Hospital Report; Division of Health Planning and Resource Development calculations, March 2004

Table IX-6
**Statewide Psychiatric Residential
 Treatment Facility Bed Need**
 2006

Age Cohort	Bed Ratio per 1,000 Population	2010 Projected Population	Projected Bed Need	Licensed/CON Approved Beds	Difference
5 to 21	0.4	748,150	299	388	-89

Sources: Mississippi State Department of Health, Division of Health Planning and Resource Development, March 2004

Chapter 10 Perinatal Care

146 The Governor's Commission for Children and Youth established a Task Force on Infant Mortality. The efforts and leadership of this Task Force contribute positively to Mississippi's decrease in neonatal and post-neonatal mortality rates. Strategies included developing and implementing a regionalization plan that addresses manpower scarcity and distribution problems, improving access to appropriate levels of care, and raising statewide awareness of the infant mortality problem. The Mississippi State Legislature extended the Task Force's statutory authority through July 1, 2005. Duties of the Task Force include:

- serve an advocacy and public awareness role with the general public regarding maternal and infant health issues;
- conduct studies on maternal and infant health and related issues;
- recommend to the Governor and the Legislature appropriate policies to reduce Mississippi's infant mortality and morbidity rates and to improve the status of maternal and infant health; and
- report annually to the Governor and the Legislature regarding the progress made toward the goals outlined in this Act and the actions taken with regard to recommendations previously made.

Amendments passed in 1997 direct the Task Force, in conjunction with the Departments of Health, Human Services, Education, and the Division of Medicaid, to develop and implement a campaign for intensive outreach to encourage high risk populations to use family planning, prenatal care, and infant health services. The amendments also authorize the Task Force to apply for and expend grants or other contributions to promote maternal and infant health in Mississippi.

Mississippi's infant mortality rate has increased to 10.7 in 2003, and is one of the highest in the nation. In 2003, the number of infant deaths increased by 25, and the number of live births to Mississippi residents increased by 810.

Table X-1 presents Mississippi's infant mortality rates from 1993 to 2003, along with the rates for Region IV and for the United States. The non-white infant mortality rate of 15.4 represents an increase from the 2002 rate of 14.6. The white infant mortality rate has risen to 6.8. Map X-1 shows the five-year average infant mortality rate by county for 1999-2003. Chapter III provides additional information on infant mortality by cause, by county, and by race.

Many factors contribute to Mississippi's high infant mortality rate: the high incidence of teenage pregnancy, low birthweight, low levels of acquired education, low

socioeconomic status, lack of access for planned delivery services, and lack of acute medical care. The state is also experiencing a growing non-English speaking, uninsured population, which adds to an increase of uncompensated care and delivery. High malpractice insurance rates and the threat of litigation continue to force physicians out of the practice of delivering babies, increasing problems of access to appropriate levels of perinatal care. Mississippi had 305 obstetricians, 28 certified nurse midwives, and 15 OB-GYN nurse practitioners serving in obstetrical practices during 2004.

The most notable advances made during the past decade include:

- Medicaid enhancements, including extended hospital days and increased physician reimbursement;
- access to new antepartum and newborn technology;
- outreach education for perinatal professionals; and
- implementation of the Children(s Health Insurance Program (CHIP).

Concerted efforts through public and private providers of family planning, prenatal, neonatal, and infant care have contributed to the overall decline in infant mortality. The state must continue to provide the current basic health services and should attempt to improve access to prenatal care, delivery, and infant care; expand Medicaid services to children with special health care needs; expand perinatal regionalization; implement infant mortality/morbidity reviews; and reduce future unintended pregnancies.

Births to Mississippi teenagers decreased from 7,152 in 2002 to 6,769 in 2003 (16 percent of the state's 42,321 total live births. Teen pregnancy is one of the major reasons for school drop-out. Teenage mothers are (a) more likely to be unmarried; (b) less likely to get prenatal care before the second trimester; (c) at higher risk of having low birthweight babies; (d) more likely to receive public assistance; (e) at greater risk for abuse or neglect; and (f) more likely to have children who will themselves become teen parents. Table X-2 presents the top ten counties in 2001, 2002, and 2003 with the highest percentage of total live births to teenagers.

Table X-1
Infant Mortality Rates
Mississippi, Region IV and USA – All Races
 1993 – 2003

Year	Mississippi	Region IV	USA
2003	10.7	N/A	N/A
2002	10.4	N/A	N/A
2001	10.4	N/A	N/A
2000	10.5	8.3	6.9
1999	10.2	8.4	7.1
1998	10.2	8.5	7.2
1997	10.6	12.1	10.6
1996	11.0	8.7	7.3
1995	10.5	8.9	7.6
1994	10.9	9.2	8
1993	11.4	9.7	8.4

N/A – Not Available

Source: Office of Health Informatics, Mississippi Department of Health, 2003

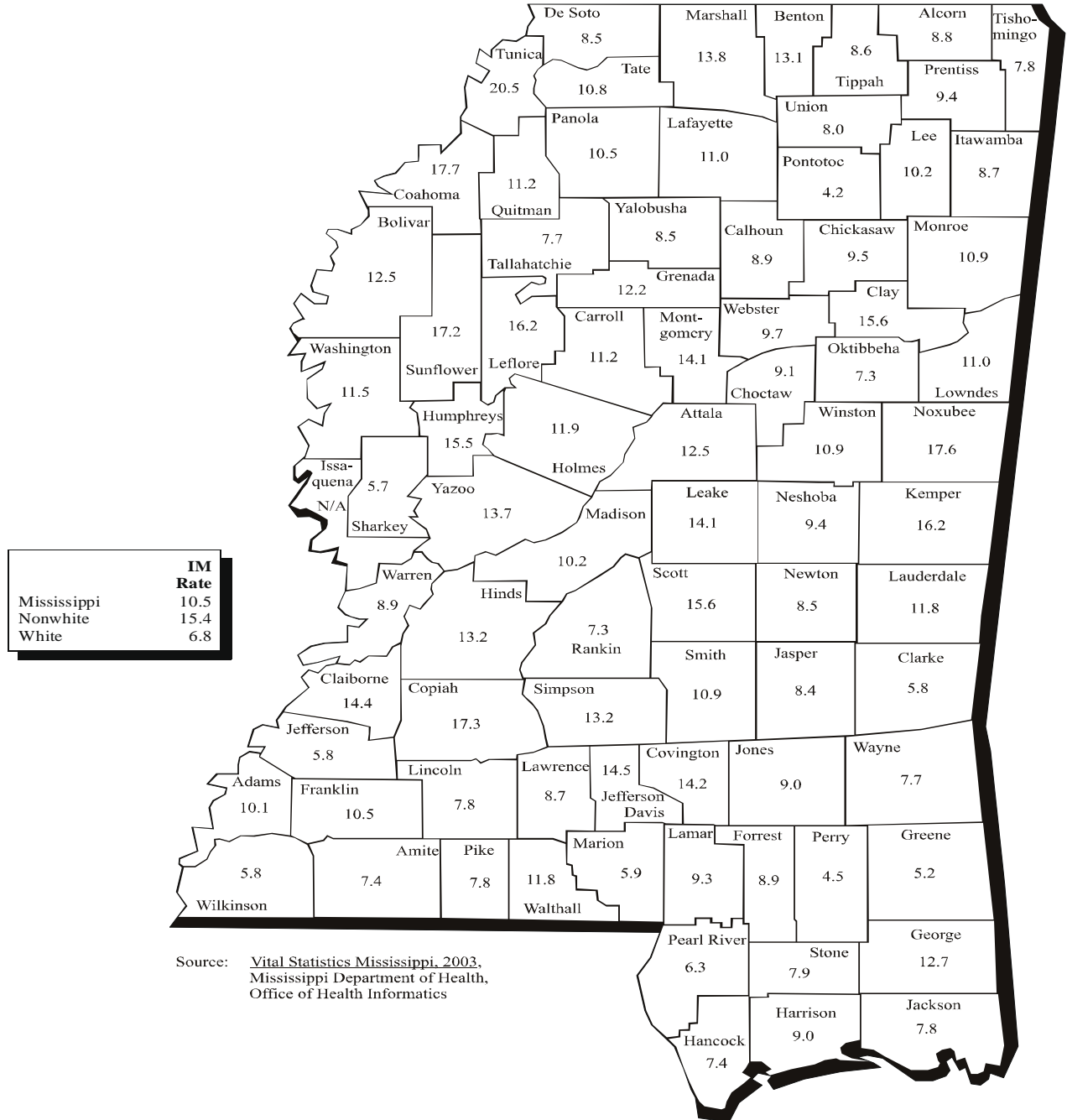
RNOMU – Region IV Network for Utilization Data Management and Utilization – September 2004

Table X-2
Top Ten Counties with the Highest Percentage of Total
Live Births to Teenagers
 2003, 2002, 2001

County	2003	County	2002	County	2001
Issaquena	36.8	Issaquena	33.3	Humphreys	33.8
Quitman	27.8	Humphreys	30.7	Quitman	31.6
Sunflower	26.0	Tallahatchie	26.5	Tunica	30.8
Jefferson	25.7	Sunflower	26.4	Tallahatchie	30.3
Coahoma	24.2	Coahoma	26.3	Coahoma	30.2
Humphreys	24.1	Quitman	25.8	Sunflower	28.2
Leflore	24.1	Calhoun	25.5	Wilkinson	26.1
Bolivar	23.9	Holmes	24.2	Jefferson	25.4
Webster	22.7	Chickasaw	24.1	Benton	25.2
Tallahatchie	22.2	Yazoo	24.0	Holmes	25.1
Mississippi	16.0	Mississippi	17.2	Mississippi	17.8

Source: Vital Statistics Mississippi, 2001, 2002, 2003 Mississippi Department of Health, Bureau of Public Health Statistics

Map X - 1 **Infant Mortality Rates by County of Residence 1999 to 2003 (Five - Year Average)**



The Mississippi Department of Health provided maternity services statewide to more than 8,401 pregnant women whose incomes were at or below 185 percent of the federal poverty level in FY 2004. The MDH uses the Hollister Maternity Record, with risk status updated at each visit and referral to obstetricians and appropriate hospitals as indicated. A multidisciplinary team at the county health department, including physicians, nurse practitioners, nurses, nutritionists, and social workers, provides ambulatory care throughout pregnancy and the postpartum period. Following birth, the team emphasizes family planning services for the mother and well-child care for the infant and places a high priority on close follow-up for 12 months after delivery. The Supplemental Food Program for Women, Infants, and Children (WIC) provides essential nutritional counseling and supplemental foods to pregnant and breastfeeding women, as well as infants and children.

Each county health department offers family planning services targeted toward sexually active teens and women 20-44 years of age with incomes at or below 150 percent of the poverty level. Approximately 75,000 Mississippians, some 22,794 of them 19 years of age or younger, took advantage of comprehensive family planning services during 2004. Federal support had steadily decreased since the 1980s; however, it has recently begun to increase slightly. The family planning program receives very few state dollars.

Inappropriate pregnancies often have a detrimental impact on individuals, families, and society. No practical means exists to accumulate data that would measure the incidence of unintended pregnancy. However, when compared to the nation, Mississippi's high fertility rate (67.8), high birth rate (14.7), high percent of births to teens (16.0), high percent of unwed parents (47.0), and high percent of mothers without a high school education (24.0) would lead to the assumption that the state has a high rate of unintentional pregnancies. Based on the number and characteristics of program participants, health officials estimate that the Family Planning Program helped prevent approximately 14,447 unintended pregnancies in FY 2004, including approximately 4,127 pregnancies to teenagers. The Department of Education reported 90 pregnancy-related dropouts statewide during the 2003-2004 school term, a decrease from the 105 reported during the 2002-2003 school year.

The MDH is involved in several special maternity/perinatal service initiatives:

Perinatal Regionalization: MDH conducted a study of perinatal regionalization among very low birthweight infants born instate and in-hospital to Mississippi residents from 1997-1999. The purposes of the study were to: (1) determine the population of these infants that were born in each level hospital; and (2) assess the effects of hospital level on neonate mortality while controlling for maternal risk factors. Hospitals were categorized as level A to level D, with level A hospitals having the highest level of perinatal services. The findings were:

- Forty percent of very low birthweight infants, born of Mississippi residents who delivered instate, were born in a level A hospital;

- As hospitals levels decrease, mortality significantly increased even when controlled for less than 1,000 gram infants (exception: large volume, level B hospitals);
- Among infants less than 1,000 grams, mortality incrementally increased as the hospital level decreased.

These findings were presented in January 2003 to the original steering committee associated with this study and to the Mississippi Perinatal Association during March 2003. The MDH is developing a plan to address perinatal regionalization issues.

The **Perinatal High Risk Management/Infant Services System (PHRM/ISS)** is a multi-disciplinary, family oriented, risk reduction program administered statewide by the Mississippi Department of Health for high risk pregnant and postpartum women and infants. The program is designed to reduce low birthweight and infant mortality by providing a comprehensive array of enhanced services such as nutrition and psychosocial assessments, counseling, home visiting, transportation assistance, and health education. Case management is provided to high risk clients by nurses, nutritionists, and social workers. In FY 2004, the program served 27,185 high-risk mothers, infants, and postpartum women.

The Mississippi Infant Mortality Task Force assisted the MDH in obtaining a Special Project of Regional and National Significance (SPRANS) grant from the Bureau of Maternal and Child Health to conduct a three-year Fetal and Infant Mortality Review (FIMR) study. The project operated in five counties in Public Health District I and three counties in District III. The MDH plans to incorporate the FIMR project into the statewide Maternal and Infant Mortality Surveillance program. In this surveillance system, information is collected to analyze factors associated with the death of a pregnant woman or a woman who has recently experienced the death of an infant. This information leads to improved services, resources, and community support for pregnant women, infants, and their families.

147.01 Pregnancy Risk Assessment Monitoring System (PRAMS)

The MDH has received funding to implement a statewide PRAMS project, which is part of a Centers for Disease Control and Prevention (CDC) initiative to reduce infant mortality and low birthweight. PRAMS is an ongoing, state-specific, population-based surveillance system designed to identify and monitor selected behavior and experiences before, during, and after pregnancy. The overall goal of PRAMS is to reduce infant morbidity and mortality by influencing maternal behavior during and immediately after pregnancy.

- Four specific objectives to achieve PRAMS(goals are to:
- Collect maternity-related population-based data;

- Conduct comprehensive data analysis to better understand the relationship between behavior, attitudes, and experiences before, during, and immediately after pregnancy and their relationship to health outcomes;
- Translate results from analyses into information for planning and evaluating public health programs and policy; and
- Build the capacity of states to collect, analyze, and translate data to address relevant public health services.

147.02 Perinatal Legislation

In 1966, the Mississippi Legislature expanded Medicaid eligibility, increased physician fees for obstetrical deliveries, and increased the number of reimbursable hospital inpatient days for children. That same year, legislation was passed that requires an official to certify the death of any female between the ages of 10 and 50 and to indicate on the death certificate whether the decedent (a) was pregnant at the time of death; (b) had given birth within the preceding 90 days; or (c) had a miscarriage within the preceding 90 days.

The 1998 Legislature passed the Mississippi Children(s) Health Act which contained provisions for a new insurance program called CHIP (Children(s) Health Insurance Program). The CHIP insures children under the age of 19 whose families have incomes below the federal poverty level. The responsibility of determining eligibility for CHIP, as well as Medicaid, falls to the Mississippi Department of Human Services.

The 2005 Legislature extended the authority of the Infant Mortality Task Force through July 1, 2006. The Task Force addresses infant mortality issues by recommending needed legislation and encouraging cooperation among agencies and organizations to achieve desirable objectives.

Many groups have provided support to improve perinatal services in Mississippi, including the Mississippi Human Services Coalition, Mississippi Hospital Association, Mississippi Perinatal Association, Southern Governor's Association, Medical Access Task Force, Mississippi Chapter of the American Academy of Pediatrics, State Medical Association, University Medical Center, and the Primary Health Care Association. In addition, Keesler Air Force Base is instrumental in treating high-risk mothers and infants requiring tertiary care.

148 Physical Facilities for Perinatal Care

Hospital-based perinatal care should meet the pathologic, physiologic, and psychosocial needs of the family unit, with defined areas for prenatal care, labor, delivery, recovery, newborn care, and postpartum care in a contiguous location. Four hospitals reported more than 2,000 obstetrical deliveries in Fiscal Year 2004, accounting for 25.8 percent of the

state's total hospital deliveries. These four hospitals were the University Hospital and Clinics, with 3,379 deliveries; Forrest General Hospital, with 2,602; North Mississippi Medical Center, with 2,415, and River Oaks Hospital with 2,019 deliveries.

Seventeen hospitals had between 800 and 2,000 hospital deliveries, for 46.1 percent (18,640) of the total hospital deliveries. An additional 37 hospitals had fewer than 800 deliveries each, for a total of 11,368 (28.1 percent of the total hospital deliveries). Table X-3 presents all of the hospitals in the state reporting deliveries in FY 2004.

The number of hospitals reporting obstetrical services remains virtually the same since 1993, as shown in Figure X-1. Map X-2 depicts all Mississippi hospitals providing the various levels of obstetrical and newborn services. Perinatal facilities are maldistributed as to structure, equipment, and staffing, with the greatest deficiencies in the Delta region. The Task Force on Infant Mortality has recommended identifying and licensing OB services in hospitals using the levels of care designation.

In recent years Mississippi has experienced major changes in its health care systems. These changes have greatly impacted perinatal regionalization, moving the system from a statewide structure to multiple inter and intra state systems. Multiple overlapping regional systems have resulted. However, the University of Mississippi Medical Center in Jackson is still the state's only tertiary perinatal center (excluding the Kessler Air Force Base Medical Center). Several Mississippi health care systems refer patients to out-of-state facilities. This practice is not new, but is expanding.

The recruitment and retention of obstetricians had increased from 302 in 2003 to 310 in 2004, but reduced to 305 in 2005. The number of hospitals with obstetrical services increased to 58 during 2004.

Table X-3
Utilization Data for Hospitals with Obstetrical Deliveries
 FY 2004

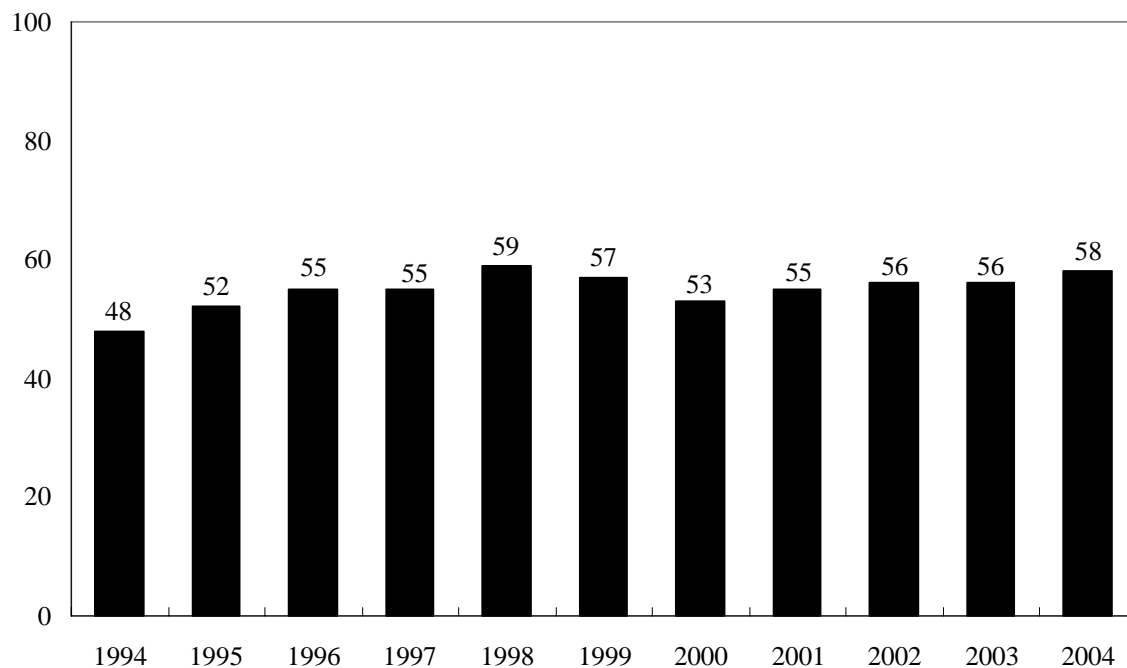
Facility	County	Number of Deliveries	Number of Reported OB Beds
University Hospital & Clinics	Hinds	3,379	62
Forrest General Hospital	Forrest	2,602	35
North Miss Medical Center	Lee	2,415	74
River Oaks Hospital	Rankin	2,019	10
Baptist Memorial Hospital - DeSoto	DeSoto	1,607	0
Woman's Hospital - River Oaks	Rankin	1,544	18
Central Miss Medical Center	Hinds	1,400	0
Memorial Hospital at Gulfport	Harrison	1,259	20
South Central Regional Medical Center	Jones	1,180	19
Oktibbeha County Hospital	Oktibbeha	1,122	0
Jeff Anderson Regional Medical Center	Lauderdale	1,099	30
Miss Baptist Medical Center	Hinds	1,051	56
Wesley Medical Center	Lamar	1,038	0
River Region Health System	Warren	1,024	28
Baptist Memorial Hospital - Union County	Union	928	0
Baptist Memorial Hospital - North Miss	Lafayette	917	0
Northwest Miss Regional Medical Center	Coahoma	913	0
Delta Regional Medical Center	Washington	909	11
Southwest Miss Regional Medical Center	Pike	892	9
Baptist Memorial Hospital - Golden Triangle	Lowndes	883	17
Rush Foundation Hospital	Lauderdale	874	20
Gilmore Memorial Hospital, Inc.	Monroe	764	15
Greenwood Leflore Hospital	Leflore	712	16
Singing River Hospital	Jackson	704	22
Ocean Springs Hospital	Jackson	682	10
Riley Memorial Hospital	Lauderdale	650	5
Grenada Lake Medical Center	Grenada	641	7
Bolivar Medical Center	Bolivar	597	20
Biloxi Regional Medical Center	Harrison	593	17
St. Dominic Hospital	Hinds	543	0
King's Daughters Medical Center - Brookhaven	Lincoln	541	7
Magnolia Regional Health Center	Alcorn	508	9
Natchez Regional Medical Center	Adams	494	16
Garden Park Medical Center	Harrison	456	9
Natchez Community Hospital	Adams	406	0
Hancock Medical Center	Hancock	402	0
South Sunflower County Hospital	Sunflower	342	0
Gulf Coast Medical Center	Harrison	340	4

Table X-3 (continued)
Utilization Data for Hospitals with Obstetrical Deliveries
 FY 2004

Facility	County	Number of Deliveries	Number of Reported OB Beds
Madison County Medical Center	Madison	297	0
L.O. Crosby Memorial Hospital	Pearl River	294	14
Clay County Medical Center	Prentiss	266	6
Wayne General Hospital	Wayne	212	7
Tri-Lakes Medical Center	Panola	208	0
King's Daughters Hospital - Greenville	Washington	204	21
George County Hospital	George	145	0
Magee General Hospital	Simpson	109	2
Covington County Hospital	Covington	88	0
Field Memorial Community Hospital	Wilkinson	80	0
Hardy Wilson Memorial Hospital	Copiah	62	6
King's Daughters Hospital - Yazoo City	Yazoo	13	0
Leake Memorial Hospital	Leake	7	0
Baptist Memorial Hospital - Booneville	Prentiss	2	0
Marion General Hospital	Marion	1	0
Scott Regional Hospital	Scott	1	0
Newton Regional Hospital	Newton	1	0
Lawrence County Hospital	Lawrence	1	0
Quitman County Hospital	Quitman	1	0
Simpson General Hospital	Simpson	1	0
Montfort Jones Memorial Hospital	Attala	0	0
University Hospital Clinics - Holmes County	Holmes	0	0
Humphreys County Memorial Hospital	Humphreys	0	0
Prentiss Regional Hospital	Jefferson Davis	0	0
Total		40,423	622

Sources: Applications for Renewal of Hospital License for Calendar Year 2005 and Fiscal Year 2004 Annual Hospital Report

Figure X-1
**Mississippi Hospitals with
Obstetrical and Newborn Services**

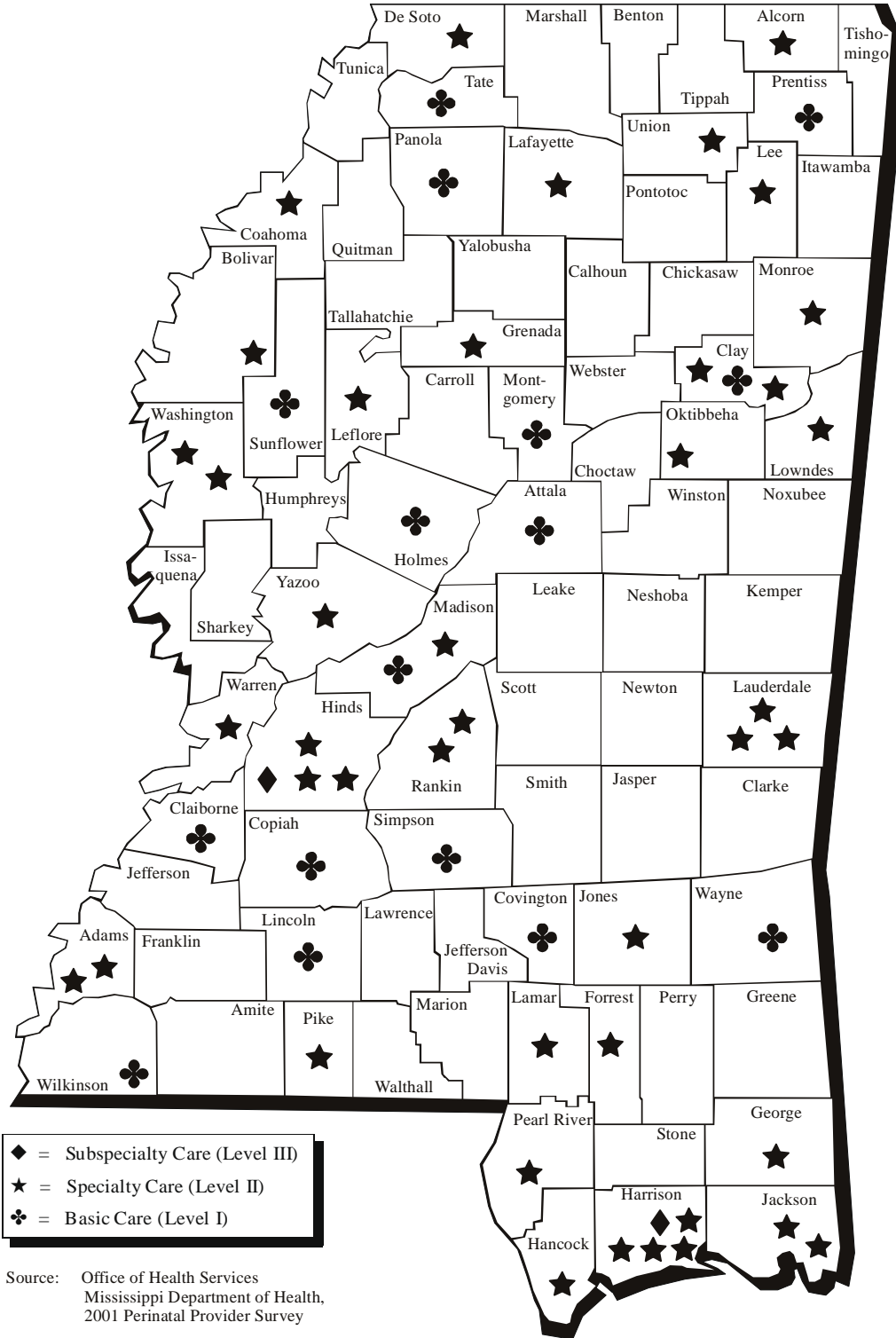


Level III – Tertiary Perinatal Center – 2*
Level II – Neonatology Supervised NICU – 11
Level I – Basic – 11
Birthing Center - 1

*University Medical Center and Keesler AFB

Source: Office of Health Services, Mississippi Department of Health 2003 Perinatal Provider Survey

Map X - 2 Mississippi Hospitals with Obstetrical and Newborn Services - All Levels



Source: Office of Health Services
Mississippi Department of Health,
2001 Perinatal Provider Survey

149 Certificate of Need Criteria and Standards for Obstetrical Services

Should the Mississippi Department of Health receive a Certificate of Need application regarding the acquisition and/or otherwise control of major medical equipment or the provision of a service for which specific CON criteria and standards have not been adopted, the application shall be deferred until the Department of Health has developed and adopted CON criteria and standards. If the Department has not developed CON criteria and standards within 180 days of receiving a CON application, the application will be reviewed using the general CON review criteria and standards presented in the Mississippi Certificate of Need Review Manual and all adopted rules, procedures, and plans of the Mississippi Department of Health.

150 Policy Statement Regarding Certificate of Need Applications for the Offering of Obstetrical Services

150.01 An applicant is required to provide a reasonable amount of indigent/charity care as described in Chapter I of this *Plan*.

150.02 Perinatal Planning Areas (PPA): The MDH shall determine the need for obstetrical services using the Perinatal Planning Areas as outlined on Map X-3 at the end of this chapter.

150.03 Optimum Utilization: For planning and CON purposes, optimum utilization is defined as 60 percent occupancy per annum for all existing OB beds in an OB unit.

150.04 Travel Time: Obstetrical services should be available within one (1) hour normal travel time of 95 percent of the population in rural areas and within 30 minutes normal travel time in urban areas.

150.05 Dedicated Beds: An applicant proposing to offer obstetrical services shall dedicate a minimum of six (6) beds.

150.06 Preference in CON Decisions: The MDH shall give preference in CON decisions to applications that propose to improve existing services and to reduce costs through consolidation of two basic obstetrical services into a larger, more efficient service over the addition of new services or the expansion of single service providers.

150.07 Patient Education: Obstetrical service providers shall offer an array of family planning and related maternal and child health education programs that are readily accessible to current and prospective patients.

150.08 Levels of Care:

1. Basic Perinatal Centers (provide basic inpatient care for pregnant women and newborns without complications.

2. Specialty Perinatal Centers (provide management for certain high-risk pregnancies, including maternal referrals from basic care centers as well as basic perinatal services.
3. Subspecialty Perinatal Centers (provide inpatient care for maternal and fetal complications as well as basic and specialty care.

150.09 An applicant proposing to offer obstetrical services shall be equipped to provide basic perinatal services in accordance with the guidelines contained in the *Minimum Standards of Operation for Mississippi Hospitals*.

150.10 An applicant proposing to offer obstetrical services shall agree to provide an amount of care to Medicaid mothers/babies comparable to the average percentage of Medicaid care offered by other providers of the requested service within the same, or most proximate, geographic area.

151 Certificate of Need Criteria and Standards for Obstetrical Services

The Mississippi Department of Health will review applications for a Certificate of Need to establish "new" obstetric services under the statutory requirements of Sections 41-7-173, 41-7-191, and 41-7-193, Mississippi Code of 1972, as amended. The MDH will also review applications for Certificate of Need according to the general criteria listed in the Mississippi Certificate of Need Review Manual; all adopted rules, procedures, and plans of the Mississippi Department of Health; and the specific criteria and standards listed below.

The establishment of obstetrical services or the expansion of the existing service shall require approval under the Certificate of Need statute if the \$2,000,000 capital expenditure threshold is crossed.

Provision for individual units should be consistent with the regionalized perinatal care system involved. Those facilities desiring to provide obstetric services shall meet the Basic facility minimum standards as listed under Guidelines for the Operation of Perinatal Units found in Section D of this Plan.

151.01 Need Criterion:

1. the application shall demonstrate how the applicant can reasonably expect to deliver a minimum of 150 babies the first full year of operation and 250 babies by the second full year; and
2. the applicant shall demonstrate, subject to verification by the Mississippi Department of Health, that all existing OB beds within the proposed Perinatal Planning Area have maintained an optimum utilization rate of 60 percent for the most recent 12-month reporting period.

151.02 Any facility offering obstetrical services shall have designated obstetrical beds.

- 151.03 The application shall document that the facility will provide one of the three types of perinatal services: Basic, Specialty, or Subspecialty.
- 151.04 The facility shall provide full-time nursing staff in the labor and delivery area on all shifts. Nursing personnel assigned to nursery areas in Basic Perinatal Centers shall be under the direct supervision of a qualified professional nurse.
- 151.05 Any facility proposing the offering of obstetrical services shall have written policies delineating responsibility for immediate newborn care, resuscitation, selection and maintenance of necessary equipment, and training of personnel in proper techniques.
- 151.06 The application shall document that the nurse, anesthesia, neonatal resuscitation, and obstetric personnel required for emergency cesarean delivery shall be in the hospital or readily available at all times.
- 151.07 The application shall document that the proposed services will be available within one (1) hour normal driving time of 95 percent of the population in rural areas and within 30 minutes normal driving time in urban areas.
- 151.08 The applicant shall affirm that the hospital will have protocols for the transfer of medical care of the neonate in both routine and emergency circumstances.
- 151.09 The application shall affirm that the applicant will record and maintain, at a minimum, the following information regarding charity care and care to the medically indigent and make it available to the Mississippi Department of Health within 15 business days of request:
1. source of patient referral;
 2. utilization data e.g., number of indigent admissions, number of charity admissions, and inpatient days of care;
 3. demographic/patient origin data;
 4. cost/charges data; and
 5. any other data pertaining directly or indirectly to the utilization of services by medically indigent or charity patients which the Department may request.
- 151.10 The applicant shall document that within the scope of its available services, neither the facility nor its participating staff shall have policies or procedures which would exclude patients because of race, age, sex, ethnicity, or ability to pay.

152 Certificate of Need Criteria and Standards for Neonatal Special Care Services

Should the Mississippi Department of Health receive a Certificate of Need application regarding the acquisition and/or otherwise control of major medical equipment or the provision of a service for which specific CON criteria and standards have not been adopted, the application shall be deferred until the Department of Health has developed and adopted CON criteria and standards. If the Department has not developed CON criteria and standards within 180 days of receiving a CON application, the application will be reviewed using the general CON review criteria and standards presented in the Mississippi Certificate of Need Review Manual and all adopted rules, procedures, and plans of the Mississippi Department of Health.

153 Policy Statement Regarding Certificate of Need Applications for the Offering of Neonatal Special Care Services

- 153.01 An applicant is required to provide a reasonable amount of indigent/charity care as described in Chapter I of this Plan.
- 153.02 Perinatal Planning Areas (PPA): The MDH shall determine the need for obstetrical services using the Perinatal Planning Areas as outlined on Map X-3 at the end of this chapter.
- 153.03 Bed Limit: The total number of neonatal special care beds should not exceed four (4) per 1,000 live births in a specified PPA as defined below:
1. one (1) intensive care bed per 1,000 live births; and
 2. three (3) intermediate care beds per 1,000 live births.
- 153.04 Size of Facility: A single neonatal special care unit (Specialty or Subspecialty) should contain a minimum of 15 beds.
- 153.05 Optimum Utilization: For planning and CON purposes, optimum utilization is defined as 75 percent occupancy per annum for all existing providers of neonatal special care services within an applicant's proposed Perinatal Planning Area.
- 153.06 Levels of Care: Basic (Units provide uncomplicated care.
1. Specialty (Units provide basic, intermediate, and recovery care as well as specialized services.
 2. Subspecialty (Units are staffed and equipped for the most intensive care of newborns as well as intermediate and recovery care.
- 153.07 An applicant proposing to offer neonatal special care services shall agree to provide an amount of care to Medicaid babies comparable to the average percentage of Medicaid care offered by the other providers of the requested services.

154 Certificate of Need Criteria and Standards for Neonatal Special Care Services

The Mississippi Department of Health will review applications for a Certificate of Need to establish neonatal special care services under the statutory requirements of Sections 41-7-173, 41-7-191, and 41-7-193, Mississippi Code of 1972, as amended. The MDH will also review applications for Certificate of Need according to the general criteria listed in the *Mississippi Certificate of Need Review Manual*; all adopted rules, procedures, and plans of the Mississippi Department of Health; and the specific criteria and standards listed below.

Neonatal special care services are reviewable under Certificate of Need when either the establishment or expansion of the services involves a capital expenditure in excess of \$2,000,000.

Those facilities desiring to provide neonatal special care services shall meet the minimum standards for the specified facility (Specialty or Subspecialty) as previously listed under *Minimum Standards of Care for Neonatal Special Care Services*.

154.01 Need Criterion: The application shall demonstrate that the Perinatal Planning Area (PPA) wherein the proposed services are to be offered had a minimum of 3,600 deliveries for the most recent 12-month reporting period and that each existing provider of neonatal special care services within the proposed PPA maintained an optimum utilization rate of 75 percent for the most recent 12-month period. The MDH shall determine the need for neonatal special care services based upon the following:

- 1. one (1) neonatal intensive care bed per 1,000 live births in a specified Perinatal Planning Area for the most recent 12-month reporting period; and**
- 2. three (3) neonatal intermediate care beds per 1,000 live births in a specified Perinatal Planning Area for the most recent 12-month reporting period.**

154.02 A single neonatal special care unit (Specialty or Subspecialty) should contain a minimum of 15 beds (neonatal intensive care and/or neonatal intermediate care). An adjustment downward may be considered for a specialty unit when travel time to an alternate unit is a serious hardship due to geographic remoteness.

154.03 The application shall document that the proposed services will be available within one (1) hour normal driving time of 95 percent of the population in rural areas and within 30 minutes normal driving time in urban areas.

154.04 The application shall document that the applicant has established referral networks to transfer infants requiring more sophisticated care than is available in less specialized facilities.

- 154.05 The application shall affirm that the applicant will record and maintain, at a minimum, the following information regarding charity care and care to the medically indigent and make it available to the Mississippi Department of Health within 15 business days of request:
1. source of patient referral;
 2. utilization data e.g., number of indigent admissions, number of charity admissions, and inpatient days of care;
 3. demographic/patient origin data;
 4. cost/charges data; and
 5. any other data pertaining directly or indirectly to the utilization of services by medically indigent or charity patients which the Department may request.
- 154.06 The applicant shall document that within the scope of its available services, neither the facility nor its participating staff shall have policies or procedures which would exclude patients because of race, age, sex, ethnicity, or ability to pay.

155 Neonatal Special Care Services Bed Need Methodology

The determination of need for neonatal special care beds/services in each Perinatal Planning Area will be based on four (4) beds per 1,000 live births as defined below.

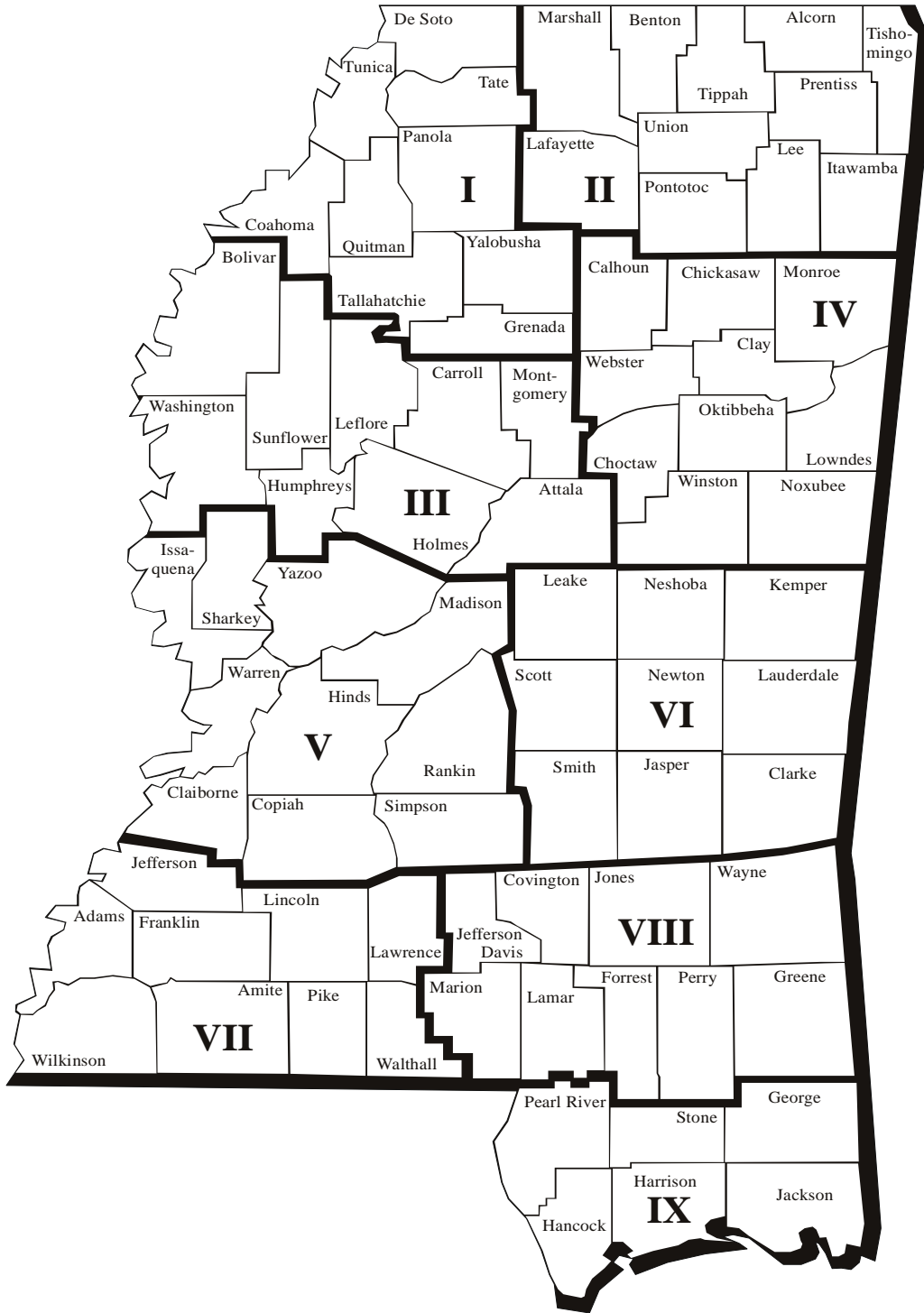
- One (1) neonatal intensive care bed per 1,000 live births in the most recent 12-month reporting period.
- Three (3) neonatal intermediate care beds per 1,000 live births in the most recent 12-month reporting period.

Table X-4
**Neonatal Special Care Bed Need
 2003**

PPA	Number Live Births	Neonatal Intensive Care Bed Need	Neonatal Intermediate Care Bed Need
Region I	4,379	4	13
Region II	4,560	5	14
Region III	3,774	4	11
Region IV	3,381	3	10
Region V	9,406	9	28
Region VI	3,780	4	11
Region VII	2,442	2	7
Region VIII	4,146	4	12
Region IX	6,453	6	19
State Total	42,321	42	127

Source: Office of Health Informatics, Mississippi Department of Health

Map X - 3 Perinatal Planning Areas



Chapter 11 Acute Care

156 Mississippi had 96 non-federal medical/surgical hospitals in April 2005, with a total of 11,324 licensed general acute care beds excluding psychiatric, rehabilitation, chemical dependency, and other special purpose beds. In addition, numerous facilities provide specific health care services on an outpatient basis. Some of these facilities are freestanding; others are closely affiliated with hospitals. Such facilities offer an increasingly wider range of services, many of which were once available only in inpatient acute care settings. Examples include diagnostic imaging, therapeutic radiation, and ambulatory surgery.

157 General Medical/Surgical Hospitals

The 96 facilities classified as general medical/surgical hospitals reported 10,374 beds set up and staffed during 2004, or 91.6 percent of the total licensed bed capacity. Based on beds set up and staffed, the hospitals experienced an overall occupancy rate of 51.80 percent and an average length of stay of 5.21 days. If the occupancy rate were calculated using total licensed bed capacity, the overall occupancy rate drops to 47.43 percent. Using these statistics and 2010 estimated population totals, Mississippi had a licensed bed capacity to population ratio of 3.6 per 1,000 and an occupied bed to population ratio of 1.78 per 1,000.

These statistics indicate an average daily census in Mississippi hospitals of 5,008, leaving approximately 6,326 unused licensed beds on any given day. Fifty-four of the state's hospitals reported occupancy rates of less than 40 percent during FY 2004. Officials expect the low occupancy rates to continue because of cost-containment pressures and the increased use of outpatient services. This situation places extreme financial burdens on small rural hospitals, and many of them must alter their scope of services if they expect to survive as health care facilities.

The changing nature of the health care industry causes hospitals to look for new services or convert existing facility space to more profitable uses. Hospitals show increasing interest in providing more outpatient services and expanding into such areas as home health and long-term care. Conversion of hospital beds to long-term care beds (nursing home, personal care, or assisted living) may be a viable alternative to closure of small rural hospitals. Many of these hospitals could meet long-term care licensure and certification requirements without great capital outlay. The conversion of existing hospital beds to long-term care would serve two purposes: a) alleviating some of the state's shortage of nursing home beds at less cost than new construction; and b) helping small financially troubled rural hospitals remain economically viable. Table XI-1 shows the licensed hospital beds by service areas.

157.01 Construction, Renovation, Expansion, Capital Improvements, Replacement of Health Care Facilities, and Addition of Hospital Beds

Most of Mississippi's general acute care hospitals were built many years ago under the Hill-Burton Program and now need major renovation or replacement.

Continual changes in building codes, the increasing competition for patient markets, and other factors have increased the pressure for facility construction, renovation, expansion, or replacement. The migration of specific health care services from inpatient-oriented environments to outpatient/ambulatory facilities has increased the number of projects for new or expanded facilities to house these services. Both freestanding and hospital-affiliated health care facilities now provide therapeutic radiation, diagnostic imaging, ambulatory surgery, and other services in settings other than hospitals.

Table XI-1
Licensed Short-Term Acute Care Hospital Beds by Service Area
 FY 2004

Facility	# Licensed Beds	# Beds in Abeyance	Average Daily Census	Occupancy Rate	Average Length of Stay
General Hospital Service Area 1	2,499	25			
Alliance Healthcare System	40	0	14.29	35.72	5.12
Baptist Memorial Hospital - Booneville	114	0	23.42	20.54	5.72
Baptist Memorial Hospital - Golden Triangle	285	0	112.10	39.33	5.47
Baptist Memorial Hospital - North Miss	204	0	119.45	58.56	5.03
Baptist Memorial Hospital - Union County	153	0	51.45	33.63	4.16
Calhoun Health Services	30	0	9.98	33.25	5.03
Choctaw County Medical Center	15	0	4.52	30.11	2.90
Clay County Medical Center	60	0	35.65	59.42	3.57
Gilmore Memorial Hospital, Inc.	95	0	50.70	53.37	4.80
Grenada Lake Medical Center	156	0	69.96	44.84	5.53
Iuka Hospital	48	0	20.46	42.63	4.19
Magnolia Regional Health Center	145	0	70.37	48.53	3.97
North Miss Medical Center	554	0	365.77	66.02	4.70
North Oak Regional Medical Center	76	0	15.43	20.30	5.45
Noxubee General Critical Access Hospital	25	0	4.69	18.75	3.03
Oktibbeha County Hospital	96	0	34.08	35.50	3.71
Pioneer Community Hospital of Monroe County	25	0	1.94	7.77	3.83
Pontotoc Critical Access Hospital	25	0	6.43	18.36	6.82
Tippah County Hospital	70	25	12.68	18.12	4.25
Trace Regional Hospital	84	0	14.28	17.00	4.34
Tri-Lakes Medical Center	70	0	N/A	N/A	N/A
Webster Health Services	38	0	18.83	49.56	4.32
Winston Medical Center	65	0	13.77	21.18	6.02
Yalobusha General Hospital	26	0	8.11	31.18	4.66
General Hospital Service Area 2	1,295	66			
Baptist Memorial Hospital - DeSoto	169	0	144.30	85.38	5.17
Bolivar Medical Center	165	0	62.96	38.16	4.43
Delta Regional Medical Center	230	6	93.07	43.49	4.10
Greenwood Leflore Hospital	188	0	111.19	59.14	4.32
Humphreys County Memorial Hospital	25	0	3.30	13.18	2.45
Kilmichael Hospital	19	0	8.00	42.12	5.39
King's Daughters Hospital - Greenville	137	0	36.54	26.67	4.42
North Sunflower County Hospital	36	0	8.78	24.38	5.02
Northwest Miss Regional Medical Center	161	0	83.08	51.60	5.18
Quitman County Hospital	33	0	8.95	27.11	3.78
South Sunflower County Hospital	49	0	18.85	38.47	3.14
Tallahatchie General Hospital & ECF	9	60	2.96	32.85	3.63
Tyler Holmes Memorial Hospital	25	0	7.46	19.20	3.43
University Hospital Clinics - Holmes County	49	0	16.04	32.73	3.86

Table XI-1 (continued)
Licensed Short-Term Acute Care Hospital Beds by Service Area
 FY 2004

Facility	# Licensed Beds	# Beds in Abeyance	Average Daily Census	Occupancy Rate	Average Length of Stay
General Hospital Service Area 3	3,341	0			
Central Miss Medical Center	400	0	139.54	34.89	5.37
Claiborne County Hospital	26	0	7.46	28.69	6.36
Hardy Wilson Memorial Hospital	49	0	24.22	49.44	7.17
Jeff Davis Community Hospital	41	0	12.12	29.56	5.53
King's Daughters Hospital - Yazoo City	25	0	10.97	43.87	3.87
King's Daughters Medical Center - Brookhaven	122	0	41.73	34.21	4.04
Lawrence County Hospital	25	0	5.88	23.52	3.21
Leake Memorial Hospital	25	0	7.11	28.44	3.52
Madison County Medical Center	67	0	14.75	22.01	3.67
Magee General Hospital	64	0	26.67	41.68	4.38
Miss Baptist Medical Center	541	0	285.81	52.83	5.46
Miss Methodist Rehab Center	44	0	4.67	10.61	5.87
Montfort Jones Memorial Hospital	71	0	29.64	41.75	5.68
Rankin Medical Center	134	0	57.95	43.24	5.26
River Oaks Hospital	110	0	88.51	80.46	3.94
River Region Health System	236	0	136.52	57.85	5.32
Scott Regional Hospital	30	0	16.01	53.38	3.79
SE Lackey Memorial Hospital	25	0	7.95	31.81	2.93
Sharkey - Issaquena Community Hospital	29	0	8.27	28.51	6.06
Simpson General Hospital	49	0	15.12	30.86	5.22
St. Dominic Hospital	453	0	297.63	65.70	4.85
University Hospital & Clinics	664	0	460.30	69.32	6.89
Woman's Hospital - River Oaks	111	0	26.40	23.78	3.60
General Hospital Service Area 4	855	48			
Alliance Health Center	55	0	N/A	N/A	N/A
Alliance Laird Hospital	49	25	13.69	27.94	3.45
H.C. Watkins Memorial Hospital, Inc.	25	0	7.53	28.13	3.89
Jeff Anderson Regional Medical Center	260	0	154.67	59.49	5.37
Neshoba General Hospital	82	23	21.04	25.66	4.51
Newton Regional Hospital	49	0	15.88	32.41	4.15
Riley Memorial Hospital	120	0	52.21	43.51	4.34
Rush Foundation Hospital	215	0	107.92	50.20	4.58
General Hospital Service Area 5	613	0			
Beacham Memorial Hospital	37	0	19.12	51.68	5.05
Field Memorial Community Hospital	25	0	6.84	27.36	2.99
Franklin County Memorial Hospital	36	0	12.50	34.72	5.18
Jefferson County Hospital	30	0	17.66	58.87	8.48
Natchez Community Hospital	101	0	42.03	41.61	3.72
Natchez Regional Medical Center	185	0	50.11	27.08	4.36
Southwest Miss Regional Medical Center	150	0	88.24	58.83	4.20
Walthall County General Hospital	49	0	22.56	46.04	5.15

Table XI-1 (continued)
Licensed Short-Term Acute Care Hospital Beds by Service Area
 FY 2004

Facility	# Licensed Beds	# Beds in Abeyance	Average Daily Census	Occupancy Rate	Average Length of Stay
General Hospital Service Area 6	1,169	0			
Covington County Hospital	82	0	17.63	21.50	4.98
Forrest General Hospital	404	0	250.43	61.99	4.61
Jasper General Hospital	16	0	0.47	2.94	5.09
Marion General Hospital	79	0	20.06	25.39	4.21
Perry County General Hospital	22	0	4.27	19.42	3.02
South Central Regional Medical Center	275	0	148.03	53.83	5.14
Wayne General Hospital	80	0	32.40	40.50	4.22
Wesley Medical Center	211	0	120.20	56.97	5.08
General Hospital Service Area 7	1,552	0			
Biloxi Regional Medical Center	153	0	79.58	52.01	4.50
Garden Park Medical Center	130	0	58.93	45.33	5.01
George County Hospital	53	0	26.24	49.51	3.57
Gulf Coast Medical Center	144	0	39.86	27.68	4.44
Hancock Medical Center	104	0	53.53	51.47	4.41
L.O. Crosby Memorial Hospital	95	0	21.20	22.32	3.09
Memorial Hospital at Gulfport	303	0	204.42	67.47	5.08
Ocean Springs Hospital	136	0	93.50	68.75	4.68
Pearl River Hospital & NH	24	0	2.68	11.17	3.31
Singing River Hospital	385	0	127.68	33.16	5.26
Stone County Hospital	25	0	1.89	7.55	3.62
TOTAL	11,324	139			

Source: Application for Renewal of Hospital License for Calendar Year 2005; Office of Health Policy and Planning

Mississippi requires Certificate of Need (CON) review for all projects that increase the bed complement of a health care facility or exceed a capital expenditure threshold of \$2 million. The law requires Certificate of Need review regardless of capital expenditure for the construction, development, or other establishment of a new health care facility, including a replacement facility; the relocation of a health care facility or any portion of the facility which does not involve a capital expenditure and is more than 5,280 feet from the main entrance of the facility; and a change of ownership of an existing health care facility, unless the MDH receives proper notification at least 30 days in advance. Finally, a CON is required for major medical equipment purchase if the capital expenditure exceeds \$1.5 million and is not a replacement of existing medical equipment.

157.02 Long-Term Acute Care Hospitals

A long-term acute care (LTAC) hospital is a free-standing, Medicare-certified hospital with an average length of inpatient stay greater than 25 days that is primarily engaged in providing chronic or long-term medical care to patients who do not require more than three hours of rehabilitation or comprehensive rehabilitation per day. Mississippi's first such hospital opened in 1993. As of March 2005, nine long-term acute care hospitals are in operation. Listed below are the LTAC facilities name, bed capacity, percent occupancy rate (OR), number of discharges, and average length of stay (ALOS).

Table XI-2
Long-Term Acute Care Hospitals
 2004

Facility	Location	Beds	OR%	Discharges	ALOS
General Hospital Service Area 1		35	-	CON	-
Tri-Lakes Medical Center	- Batesville	35	CON	CON	CON
General Hospital Service Area 2		40	-	3	-
Greenwood Specialty Hospital	- Greenwood	40	N/A	3	11.67
General Hospital Service Area 3		98	57.69	698	30.22
Miss Hospital for Restorative Care	- Jackson	25	83.49	249	32.53
Select Specialty Hospital of Jackson	- Jackson	40	80.18	405	29.16
Promise Specialty Hospital of Vicksburg	- Vicksburg	33	11.90	44	26.98
General Hospital Service Area 4		86	82.18	971	26.58
Regency Hospital of Meridian	- Meridian	37	74.14	374	26.27
Specialty Hospital of Meridian	- Meridian	49	88.25	597	26.77
General Hospital Service Area 6		33	38.56	132	26.24
Regency Hospital of Hattiesburg	- Hattiesburg	33	38.56	132	26.24
General Hospital Service Area 7		80	59.69	671	26.32
Select Specialty Hospital of Gulfport	- Gulfport	38	65.53	363	25.01
Select Specialty Hospital of Biloxi	- Biloxi	42	54.40	308	27.87
TOTAL		372	50.06	2,475	27.50

Source: Application for Renewal of Hospital License for Calendar Year 2005

Long-Term Acute Care Hospitals

157.03 Rural Acute Care Hospitals

Currently, 69 of the 96 non-federal acute care hospitals in the state reside in rural areas (located outside of Metropolitan Statistical Areas). These 69 hospitals represented 55.5 percent of the total number of licensed acute care beds in 2004. Of these 69 rural hospitals, 22 (31.9 percent) have 100 or more beds; 13 (18.8 percent) have 50-99 beds; and 34 (49.3 percent) have fewer than 50 beds.

The pressures of a rapidly changing health care environment affect the financial viability of many rural hospitals. These hospitals face limited revenues, inadequate population bases, and regulatory constraints.

A limited scope of services and fewer technological resources make it difficult to compete for patients and physicians, causing low patient volume which results in higher costs per case. Federal government studies show that the risk of hospital closure is highest among hospitals that operate fewer than 100 beds, have occupancy rates of 40 percent or less, or have a large percentage of Medicaid days (11 percent or more). The studies did not find Medicare reimbursement, in itself, a significant risk factor.

The studies also found that hospitals with fewer than 50 beds and occupancy rates of less than 20 percent face a higher risk of closure. Other significant risk determinants include the area's unemployment rate, low per capita income, and competition from other hospitals. In 2004, 38 of Mississippi's rural hospitals with fewer than 100 beds (55.1 percent) reported occupancy rates of 40 percent or below. Twenty-nine of the 34 hospitals with fewer than 50 beds (85.3 percent) reported occupancy rates of less than 40 percent, and nine of these hospitals (31.0 percent) had rates under 20 percent.

A number of alternatives have emerged as administrators and hospital boards attempt to cope with the increasing distress experienced by the nation's rural hospitals, particularly the smaller ones. One possibility is to diversify a hospital's activities by adding new services to offset dwindling inpatient demand. Another alternative is forming alliances of rural hospitals to achieve better economies of scale in areas such as purchasing or acquisition of new resources, while maintaining individual autonomy. A number of rural hospitals have entered into more formal multi-hospital arrangements where the hospital is owned, leased, or managed by another larger hospital or parent corporation. This arrangement usually diminishes the autonomy of the individual hospital. The number of multi-hospital arrangements in Mississippi has grown in the past several years. Six such arrangements existed in the spring of 2004. The six networks involve 45 of Mississippi's hospitals, and all but nine of these hospitals are rural.

The federal government took several actions to help rural hospitals, such as increasing reimbursement through changes in the Medicare prospective payment system. Other actions include programs to use excess hospital beds, modify services, recruit physicians, and encourage participation in consortia with other local providers to expand, improve, or initiate new services. A number of these activities specifically target rural hospitals: the swing-bed program, the small Medicare-dependent hospitals provision, Rural Health Outreach grants, and Rural Health Network grants. These grants encourage hospitals to form consortia with other providers to deliver new services to unserved rural populations. Congress also changed the Rural Health Clinic Act to encourage the establishment of freestanding or hospital-based clinics using mid-level

practitioners, with services reimbursed on a cost basis for hospitals under 50 beds. Congress also increased funding for the National Health Service Corps, which could increase inpatient physician referrals to hospitals located in Health Professional Shortage Areas.

After several years of funding demonstration projects, a new classification of small rural hospital, called a critical access hospital, was established in 1997 by the federal government. The critical access hospital, or CAH, is eligible to receive cost-based reimbursement for services provided to Medicare patients. In return, the facility is limited in the number of inpatient beds that can be operated and the length of time that a patient can stay in that hospital. A more detailed description of the CAH program is found in the following section.

Responsibility for the difficulties of small rural hospitals lies with no single factor. However, the inability to retain primary care physicians or find replacements for retiring physicians can devastate hospitals already experiencing a low inpatient census. Possible ways to help recruit and retain physicians include: (a) new methods of medical student selection and education that encourage students to consider practice in rural areas; (b) incentives to help physicians start a rural medical practice; (c) incentives to practice in an economically depressed area; and (4) providing coverage for physicians during leave.

In rural areas where demographics will not support the necessary physicians, officials should consider restructuring the hospital to provide continued access to primary care and referral. There are growing examples throughout the country of local community initiatives and state legislative action to encourage the elimination of acute care services in small rural hospitals, converting the facilities to provide other types of health care services.

Individual small rural hospitals will continue to experience multiple pressures in the foreseeable future, which will affect their ability to provide acute inpatient care. Mississippi needs increased collaborative efforts by health care providers, local communities, the state, and the federal government to assure that rural citizens have reasonable access to a full range of health care services. This goal may be best achieved through systems of health care in which the small rural hospital is one component, though not necessarily the inpatient component.

157.04 History of Limited Service Hospitals and the Evolution of Critical Access Hospitals

A limited service hospital provides an alternative for rural communities that can no longer support a full service hospital. Through relaxed staffing, service, and hours of operation requirements, it provides regulatory relief to facilities that obtain certification as a limited service hospital. Critical to the financial feasibility of this model, and what is most attractive to rural hospital

stakeholders, is cost-based reimbursement from Medicare for inpatient and outpatient services.

Congress authorized a limited service hospital model for all states with the Medicare Rural Hospital Flexibility Program, established through the Balanced Budget Act of 1997 (P.L.105-33 Section 4201) and the Balanced Budget Refinement Act of 1999. This program allows states that develop a comprehensive rural health care plan approved by the Centers for Medicare and Medicaid Services (CMS) to designate applicant rural hospitals that meet certain criteria as Critical Access Hospitals (CAH). Minimum requirements for CAHs are as follows:

Location and Status:

- Hospital must be rural (non-metropolitan statistical area).
- Hospital must be deemed by the state as a necessary provider of services to the community.
- Hospital must have a current participation agreement with Medicare.

Service Limits:

- Patients may not stay for longer than an average of 96 hours (except under certain conditions). Patients requiring a longer stay must be transferred to a full-service hospital.
- Hospital may have no more than 25 acute care beds and may offer swing bed services up to the 25-bed limitation.

Medical Staff:

- At least one physician (doctor of medicine or osteopathy) must be on staff. Mid-level practitioners may be the primary provider of care, but only under the supervision of the physician.
- Nursing staff must be on duty in the facility when the CAH has one or more patients.
- Staff must be sufficient to provide the services essential to the operation of the CAH.

Services Required:

- Inpatient and emergency care, laboratory and x-ray services are required. Some ancillary (lab, radiology) may be provided part-time off-site.

- Emergency services are required 24 hours a day, seven days a week. Staff in the emergency room must have emergency services training/experience.
- A system must be in place with the local emergency medical system so that emergency medical personnel are aware of who is on call and how to contact them.
- A doctor of medicine or osteopathy must be available by phone or radio 24 hours a day, seven days a week.

Networks:

- Each CAH must be a member of a network including a larger facility, with agreements maintained for patient referral and transfer, emergency and non-emergency transportation, and development and use of a communication system between the network members.
- Additional arrangements must be in place.

The 1998 session of the Mississippi Legislature authorized the MDH to develop a state rural health care plan, to adopt rules and regulations for the designation of CAHs and rural health networks, and to provide for insurance reimbursement for services provided by CAHs if such services would be covered if provided in a full service hospital. The legislation states that "it is the policy of the State of Mississippi to provide improved access to hospitals and other services for rural residents of the State of Mississippi and to promote regionalization of rural health services in Mississippi."

The Mississippi Rural Health Care Plan, developed by the Division of Health Planning and Resource Development, identifies 28 rural Mississippi hospitals as potential candidates for conversion to a CAH. These hospitals were identified as necessary providers of services to their community and were identified as at risk of closure due to falling into at least one of the following criteria: smaller hospital size, lower inpatient occupancy rates, lower Medicare days, higher Medicaid days, higher area wages, and more local competition. Twenty-one CAHs are operational, with an additional hospital approved for reclassification and awaiting its CMS surveys.

157.05 Swing-Bed Programs and Extended Care Services

Rural hospitals once routinely provided both acute and long-term care, but the practice largely disappeared with the inception of Medicare and Medicaid in the mid-1960s. Regulatory requirements for Medicare and Medicaid reimbursement mandated that a hospital providing extended or long-term care do so in a physically distinct part of the institution exclusively designated for such care. The regulations also required certain specialized services and used the

reimbursement mechanism to impose financial restraints. Therefore, many rural hospitals discontinued long-term care unless they also operated separate nursing homes.

In 1980 Congress amended the Social Security Act to allow rural hospitals of fewer than 50 beds to provide extended or long-term care in acute care beds and receive reimbursement from Medicare and Medicaid at long-term care rates. In 1988 Congress expanded the provisions to include hospitals of up to 100 beds. The program allows participating hospitals to use designated beds for both acute care and nursing facility patients. In effect, the beds "swing" between the two types of care, thus creating the term "swing-beds".

The swing-bed concept does not refer to beds designated as nursing home beds and does not necessarily involve moving beds or patients into separate areas of the hospital. Nursing home beds are generally occupied for periods ranging from a few months to years. Swing-beds, on the other hand, alternate between acute and long-term care. Patients occupy swing-beds for a few days to several weeks. For that reason, care provided through the swing-bed concept is often referred to as extended care.

Although Congress intended to reduce regulatory restraints that limited the use of swing-beds, hospitals must meet several requirements for certification as swing-beds under Medicare and Medicaid. Federal certification requirements focus on eligibility, skilled nursing facility services, and coverage requirements. Eligibility criteria include the following:

- A hospital must be located in a rural area (any geographic area not designated as "urban" by the most recent census);
- A hospital must operate fewer than 100 beds, excluding bassinets and intensive-care beds;
- A hospital must obtain a Certificate of Need if required by the state; and
- A hospital may not have in effect a 24-hour nursing waiver granted under the flexibility of personnel standards.

In addition to meeting acute care standards, swing-bed hospitals must also meet six standards for nursing facility services. These standards involve patients' rights, dental services, specialized rehabilitative services, social services, patient activities, and discharge planning. Swing-bed hospitals have the same Medicare coverage requirements and coinsurance provisions as nursing facilities, as follows:

- Nursing facility days in a swing-bed hospital are counted against the total number of nursing facility benefit days available to Medicare beneficiaries;

- A nursing facility swing-bed patient must have three consecutive calendar days of inpatient hospital care prior to transfer to nursing facility care; and
- Medicare beneficiaries must receive nursing facility care within 30 days of discharge from inpatient acute care.

Patients who are ready for discharge from the hospital often experience difficulty finding a nursing home where they can continue recuperation. This situation causes hospital costs to be higher than necessary when nursing home transfers are delayed due to a lack of available beds. Mississippi has very few Medicare-certified nursing home beds; therefore, many patients are unable to utilize the Medicare nursing facility benefit. Moreover, the state may have to pay for nursing facility care through the Medicaid program that could otherwise be funded through Medicare. The use of swing beds could help alleviate such problems without new construction and with mostly Medicare funds.

Additionally, the swing-bed concept could reduce some of the future need for dedicated nursing home beds, thus reducing the need for new construction. Many patients, particularly elderly patients, no longer need acute hospital care but are not well enough to go home. Swing-beds enable the hospital to provide nursing care, rehabilitation, and social services with a goal of returning patients to their homes. Many of these patients would become nursing home residents without the extended period of care received in a swing-bed.

Swing-beds provide a link between inpatient acute care and home or community-based services in a continuum of care for the elderly and others with long-term needs. If return to the community is not possible, the swing-bed hospital assists the patient and family with nursing home placement. The swing-bed concept may help alleviate the problem of low utilization in small rural hospitals and provide a new source of revenue with few additional expenses. Additionally, swing-beds allow hospitals to better utilize staff during periods of low occupancy in acute care beds.

157.06 Swing-Bed Utilization

The number of hospitals participating in the swing-bed program has increased from four in 1982 to 53 in 2005. These hospitals reported 5,828 admissions to swing beds during Fiscal Year 2004, with 73,840 patient days of care and an average length of stay of 12.26 days. The number of days of care provided in swing beds was equivalent to approximately 202 nursing home beds.

The swing-bed program offers a viable alternative to placement in a nursing home for short-term convalescence. Only about 14.73 percent of the patients who were discharged from a swing-bed during 2004 went to a nursing home, and 32.62 percent were referred to home health. Many more of these patients

may well have ended up in a nursing home if swing-bed services had not been available.

158 Therapeutic Radiation Services

Radiation therapy uses ionizing radiation to treat disease, primarily cancer. It may be used in combination with surgery and/or chemotherapy, depending on the characteristics of the tumor or neoplasm. Approximately 50 to 60 percent of new cancer patients undergo some type of radiation therapy, either alone or combined with other treatments.

There are two categories of radiation therapy: a) brachytherapy, which uses sealed radioactive sources to deliver radiations at short distances by interstitial, intracavitary, or surface applications; and b) external beam radiation therapy through the use of megavoltage x-ray therapy units, such as linear accelerators, or Cobalt-60 teletherapy units, such as Gamma Knife or heavy-ion accelerators.

"Gamma Knife or Gamma unit" means a specialized type of equipment used to perform stereotactic radiosurgery on small brain tumors and vascular malformations using multiple Cobalt-60 gamma radiation sources focused through a collimator helmet and arrayed in a semicircular arc so that they may be very precisely focused and the radiation dose may be very precisely distributed, permitting treatment in neurosurgical cases where the site is inaccessible or otherwise unsuitable for other invasive methods.

"Gamma knife procedure" means a single treatment of a patient using the unit. Usually only one procedure is performed per patient, but it is possible that the procedure could be repeated if deemed clinically necessary.

"Stereotactic radiosurgery" means a non-invasive therapeutic procedure in which narrow beams of radiant energy are directed at the treatment target in the head so as to produce tissue destruction, using computerized tomography (CT), radiography, magnetic resonance imaging (MRI), and angiography for localization. Central Mississippi Medical Center (CMMC), the only hospital within the state with a CON to provide Gamma Knife Stereotactic Radiosurgery, reported 108 (51 inpatient and 57 outpatient) procedures during 2004. Brachytherapy radiation implantation was performed on 1,511 patients in 17 of the state's hospitals.

Mississippi law requires Certificate of Need review for therapeutic radiation services regardless of the capital expenditure if the proposed provider has not offered these services on a regular basis within 12 months prior to the time the provider proposes to offer such services. The acquisition or otherwise control of therapeutic radiation equipment is reviewable if the equipment costs in excess of \$1.5 million. For health planning and CON purposes, a Cobalt-60 unit (other than Gamma Knife), when operated in conjunction with therapeutic radiation modalities in a comprehensive cancer treatment center, will be counted as one-half equivalent to a linear accelerator. When a Cobalt-60 unit is the single modality of radiation therapy offered at a cancer treatment center, the Cobalt-60 equipment shall not be counted in the inventory relative to need determination.

Table XI-3
Facilities Reporting Megavoltage Therapeutic Radiation Services
By General Hospital Service Area
 FY 2003 and FY 2004

Facility	Number and Type of Unit	Number of Treatments (Visits)	
		2003	2004
General Hospital Service Area 1		24,471	35,863
Baptist Memorial Hospital - Golden Triangle	1 - Lin Acc (6-18MV)	8,200	7,194
Baptist Memorial Hospital - North Miss	1 - Lin Acc (6-18MV)	219	13,144
Magnolia Radiation Oncology Center	1 - Lin Acc (6-15MV)	3,713	3,515
North Miss Medical Center	2 - Lin Acc (6MV & 18MV)	12,339	12,010
General Hospital Service Area 2		20,034	19,184
Baptist Memorial Hospital - DeSoto	2 - Lin Acc (6-18MV)	6,446	5,764
Bethesda Regional Cancer Center of NW	1 - Lin Acc (6MV)	3,221	3,091
Delta Cancer Institute	2 - Lin Acc (10MV & 6MV)	4,410	6,304
North Central Miss Cancer Center	1 - Lin Acc (6MV)	5,957	4,025
General Hospital Service Area 3		44,402	42,337
Cancer Center of Vicksburg (freestanding)	1 - Lin Acc (6MV)	5,833	5,320
Central Miss Medical Center	2 - Lin Acc (6MV, 18MV) Gamma Knife	6,552 150	7,132 108
Miss Baptist Medical Center	2 - Lin Acc (18MV, 18MV)	11,249	13,028
St. Dominic Hospital	2 - Lin Acc (6-18MV)	10,379	10,199
University Hospital & Clinics	2 - Lin Acc (10MV & 4MV)	10,239	6,550
General Hospital Service Area 4		10,533	8,658
Anderson Cancer Center	3 - Lin Acc (6-25MV, 10MV & 6MV)	10,533	8,658

Table XI-3 (continued)
Facilities Reporting Megavoltage Therapeutic Radiation Services
By General Hospital Service Area
 FY 2003 and FY 2004

Facility	Number and Type of Unit	Number of Treatments (Visits)	
		2003	2004
General Hospital Service Area 5		7,289	9,504
Cancer Care & Diagnostic Center	1 - Lin Acc (6MV)	4,286	4,928
Southwest Miss Regional Medical Center	1 - Lin Acc (6-18MV)	3,003	4,576
General Hospital Service Area 6		15,853	15,698
Forrest General Hospital	2 - Lin Acc (15MV & 6MV)	12,190	12,420
South Central Miss Cancer Center	1 - Lin Acc (6MV)	3,663	3,278
General Hospital Service Area 7		17,088	15,805
Biloxi Radiation Oncology Center	1 - Lin Acc (6MV)	3,170	2,852
Memorial Hospital at Gulfport	2 - Lin Acc (15MV & 6MV)	9,373	8,987
Singing River Hospital	2 - Lin Acc (6-18MV & 18MV)	4,545	3,966
State Total		139,670	147,049

Sources: Applications for Renewal of Hospital License for Calendar Years 2004 and 2005 and Fiscal Years 2003 and 2004 Annual Hospital Reports

159 Diagnostic Imaging Services

Diagnostic imaging equipment and services, except for magnetic resonance imaging and invasive digital angiography, are reviewable under the state's Certificate of Need law only when the capital expenditure for the acquisition of the equipment and related costs exceeds \$1.5 million. The provision of invasive diagnostic imaging services, i.e., invasive digital angiography, and the provision of magnetic resonance imaging services require a Certificate of Need if the proposed provider has not offered the services on a regular basis within 12 months prior to the time the services would be offered, regardless of the capital expenditure.

Equipment in this category includes, but is not limited to: ultrasound, diagnostic nuclear medicine, digital radiography, angiography equipment, computed tomographic scanning equipment, magnetic resonance imaging equipment, and position emission tomography.

159.01 Computed Tomographic (CT) Scanning

Should the capital expenditure for the acquisition of fixed or mobile CT scanning services, equipment, and related costs exceed \$1.5 million, the CON proposal will be reviewed under the general review criteria outlined in the most recent Certificate of Need Review Manual adopted by the Mississippi Department of Health and the following utilization standards:

- A proposed unit must be able to generate a minimum of 2,000 HECTs (See Table XI-4 for HECT conversion table) by the second year of operation.
- Providers desiring CT capability must be properly utilizing 20,000 general radiographic imaging procedures per year.

Table XI-4
Head Equivalent Conversion Table (HECT)

Type of Scan	Yearly Number of Patients	Conversion Factor	HECTs*
Head without Contrast	500	1.00	500
Head with Contrast	500	1.25	625
Head with and without Contrast	200	1.75	350
Body without Contrast	100	1.50	150
Body with Contrast	200	1.75	350
Body with and without Contrast	300	2.75	825

* Formula: Yearly Number of Patients X Conversion Factor = HECTs

159.02 Magnetic Resonance Imaging (MRI)

Magnetic resonance imaging (MRI) is a diagnostic imaging technique that employs magnetic and radio-frequency fields to produce images of the body non-invasively. Magnetic resonance imaging is similar to CT scanning in that it produces cross-sectional and sagittal images without potentially harmful ionizing radiation, producing an image not distorted by bone mass. The equipment and its operational specifications continue to be refined. Optimum utilization of a single MRI machine ranges between 2,000 and 2,500 procedures per year.

Forty-three facilities (hospitals and free-standing) in Mississippi operated fixed MRI units in FY 2004; another 38 facilities offered the service on a mobile basis (one or two days each week); and five facilities operated both fixed and mobile units. These 83 facilities performed a total of 224,005 MRI procedures during 2004. Four additional facilities received Certificate of Need approval during the year to provide MRI services. Table XI-5 presents the location, type (fixed or mobile), and utilization of MRI equipment throughout the state in 2003 and 2004.

159.03 Digital Subtraction Angiography (DSA)

Digital Subtraction Angiography (DSA) is a diagnostic imaging procedure that combines a digital processing unit with equipment similar to that used for standard fluoroscopic procedures. A radiopaque dye is injected into the patient; a computer then compares the pre-injection and post-injection images and subtracts any interfering bone and tissue structures obscuring the arteries. The X-ray pictures are converted to a digital form, which can be electronically manipulated and stored. Through the electronic manipulation, the images can be enhanced and further refined to give detailed information about the patient's vascular anatomy without additional X-ray exposure.

In some cases, the use of DSA may eliminate the need for arterial catheterization, which many times carries a higher risk factor. Because the digital method is more sensitive to contrast materials, a lesser amount is generally needed in a given area, and intravenous injection of contrast may be sufficient. When required, intra-arterial injection can be done using less contrast per study.

Due to its relative safety and good patient acceptance, DSA may be performed on a repeat basis in cases where risk and cost of conventional angiography might otherwise preclude a series of follow-up studies. Such studies can provide valuable information regarding the natural history of a variety of vascular diseases and the long-term results of various therapeutic interventions. DSA also allows safer screening of the elderly, who have a high risk of cerebrovascular disease.

Most DSA studies can be performed in less than one hour and are appropriate as an outpatient procedure, whereas conventional angiography usually requires a hospital stay of one or two days. Twenty-four hospitals in the state provide DSA and reported 41,562 procedures during 2004.

DSA equipment performs several types of procedures. These procedures include examination of the carotid arteries, intracranial arteries, renal arteries, aortic arch, and peripheral leg arteries. A variety of anatomical and functional studies of the heart and coronary arteries are also performed.

Table XI-5
Location and Number of MRI Procedures by General Hospital Service Area
 FY 2003 and FY 2004

Facility	Location	Type of Equipment	Number of MRI Procedures		Days of Operation
			2003	2004	2004
General Hospital Service Area 1			43,369	46,382	
Baptist Memorial Hospital - Booneville	Booneville	F	566	756	M - F
Baptist Memorial Hospital - Golden Triangle	Columbus	F(2)	4,804	4,507	M - F
Baptist Memorial Hospital - North Miss	Oxford	F(2)	4,400	3,676	M - F
Baptist Memorial Hospital - Union County	New Albany	F	2,069	2,251	M - F
Clay County Medical Center	West Point	M	666	678	Tu, Th
Gilmore Memorial Hospital, Inc.	Amory	M	1,295	1,461	M - F
Grenada Lake Medical Center	Grenada	F	1,828	2,502	M - F
Imaging Center of Columbus	Columbus	F	1,135	1,928	M - F
Iuka Hospital	Tishomingo	M	653	820	M, W, F
Magnolia Regional Health Center	Corinth	F(2)	4,238	4,216	M-F
Medical Imaging & Diagnostics, LLC	Tupelo	F	2,633	3,751	M - F
North Miss Medical Center	Tupelo	F(4)	16,622	16,136	M - F
Oktibbeha County Hospital	Starkville	M	1,368	1,525	M - F
SMI - North Oak Regional Hospital*	Senatobia	M	0	96	M (AM)
Preferred Imaging	Batesville	M	680	723	M, Tu, Th
SMI - North Oak Regional Hospital*	Water Valley	M	276	463	W (PM)
SMI - Winston Medical Center*	Louisville	M	0	CON	-
Trace Regional Hospital	Houston	M	136	243	F
Tri-Lakes Medical Center	Batesville	M	0	650	F
General Hospital Service Area 2			15,216	17,825	
Baptist Memorial Hospital - DeSoto	Southaven	F(2)	3,932	4,973	M - F
Bolivar Medical Center	Cleveland	F	2,634	2,602	M - F
Carvel Imaging	Olive Branch	F	2,158	2,933	M - F
Delta Regional Medical Center	Greenville	F(2)	1,463	1,544	M - F
Greenwood Leflore Hospital	Greenwood	F	3,248	3,195	M - F
H.C. Watkins Memorial Hospital, Inc.	Quitman	M	0	CON	-
King's Daughters Hospital - Greenville	Greenville	M	470	674	M - F
Northwest Miss Regional Medical Center	Clarksdale	M	1,110	1,233	M - F
SMI - South Sunflower County Hospital*	Indianola	M	0	388	W (AM)
SMI - Tyler Holmes Memorial Hospital*	Winona	M	0	CON	-
Southaven Diagnostic Imaging, LLC	Southaven	M	0	CON	-
University Hospital Clinics - Holmes County	Lexington	M	201	283	W

Table XI-5 (continued)
Location and Number of MRI Procedures by General Hospital Service Area
 FY 2003 and FY 2004

Facility	Location	Type of Equipment	Number of MRI Procedures		Days of Operation
			2003	2004	2004
General Hospital Service Area 3			63,443	67,346	
Baptist Madison Imaging Center	Madison	M	CON	CON	-
Central Miss Diagnostics	Jackson	F	2,130	2,156	M - F
Central Miss Medical Center	Jackson	F	4,544	4,762	M - F
HRG - Prentiss Regional Hospital**	Prentiss	M	0	103	Th
King's Daughters Medical Center	Brookhaven	M	975	1,013	M - F
Kosciusko Medical Center	Kosciusko	F	2,299	2,279	M - F
Lawrence County Hospital	Monticello	M	0	CON	-
Madison Imaging	Madison	F	CON	CON	M - F
Magee General Hospital	Magee	M	668	724	Tu & Th (AM)
Miss Diagnostic Imaging Center	Flowood	F(2)	8,289	8,507	M - F
Miss Sports Medicine & Orthopedic Center	Jackson	F	2,705	3,434	M - S
Miss Baptist Medical Center	Jackson	F(2) M	11,598	11,867	M - F
Open MRI of Jackson	Jackson	M	1,605	1,715	M - F
Open MRI - Hardy Wilson Hospital	Hazlehurst	M	0	583	W, Th
Rankin Medical Center	Brandon	M	1,705	1,732	M - F
Ridgeland Diagnostic Center	Ridgeland	M	154	377	W, Th, F
River Region Health System	Vicksburg	F	3,327	3,296	M - F
SMI - Lawrence County Hospital*	Monticello	M	0	149	Tu (PM)
SMI - Sharkey - Issaquena Hospital*	Rolling Fork	M	0	134	Tu (PM)
SMI - Simpson General Hospital*	Mendenhall	M	0	106	W (AM)
Scott Regional Hospital	Morton	M	162	230	M (PM)
SE Lackey Memorial Hospital	Forrest	M	130	222	Tu
Southern Diagnostic Imaging	Flowood	F	4,014	4,192	M - F
St. Dominic Hospital	Jackson	F(2) M	9,435	9,828	M - F
University Hospital & Clinics	Jackson	F(3)	9,373	9,427	M - F
Vicksburg Diagnostic Imaging	Vicksburg	M	330	510	1 day per wk
General Hospital Service Area 4			12,529	22,040	
Neshoba General Hospital	Philadelphia	M	1,038	1,598	Tu, Th, S
Newton Regional Hospital	Newton	M	233	357	M (AM)
Regional Medical Support Center, Inc.	Meridian	F(3)	7,282	7,564	M - F
Rush Foundation Hospital	Meridian	M	0	7,821	M - F
Rush Medical Group	Meridian	F/M	3,976	4,700	M - F
General Hospital Service Area 5			5,772	6,249	
HRG - Walthall County Hospital**	Tylertown	M	0	83	Tu
Natchez Community Hospital	Natchez	M	153	241	M - F
Open Air of Miss - LOU - Natchez Regional	Natchez	F	3,103	3,209	M - F
Southwest Miss Regional Medical Center	McComb	F	2,516	2,716	M - F

Table XI-5 (continued)
Location and Number of MRI Procedures by General Hospital Service Area
 FY 2003 and FY 2004

Facility	Location	Type of Equipment	Number of MRI Procedures		Days of Operation
			2003	2004	2004
General Hospital Service Area 6			27,103	29,862	
Forrest General Hospital	Hattiesburg	F(2)	6,200	6,793	M - F
Hattiesburg Clinic, P.A.	Hattiesburg	F	6,763	6,841	M - F
HRG - Covington County Hospital**	Collins	M	0	9	F
Open Air MRI of Laurel	Laurel	F	1,946	2,031	M - F
Open MRI - Marion General Hospital	Columbia	M	0	180	W
South Central Regional Medical Center	Laurel	F	3,797	4,002	M - F
Southern Bone & Joint Specialist, PA	Hattiesburg	F	3,807	4,462	M - F
Southern Medical Imaging	Hattiesburg	F	1,117	1,599	M - F
Wesley Medical Center	Hattiesburg	F	3,473	3,945	M - F
General Hospital Service Area 7			31,831	33,705	
Biloxi Regional Medical Center	Biloxi	F	5,578	4,384	M - F
Coastal MRI - Bienville Orthopaedic	Bienville	M	1,628	1,647	M - F
Coastal County Imaging Services	Gulfport	F	0	CON	-
Garden Park Medical Center	Gulfport	F	1,116	1,520	M - F
George County Hospital	Lucedale	F	495	598	M - F
Gulf Coast Medical Center	Biloxi	F	1,635	1,578	M - F
Hancock Medical Center	Bay St. Louis	F	1,981	2,159	M - F
L.O. Crosby Memorial Hospital	Pearl River	M	988	964	M - F
Memorial Hospital at Gulfport	Gulfport	F(1) M(1)	5,458	5,961	M - F
Memorial Hospital at Gulfport	Orange Grove	F	CON	CON	-
Ocean Springs Hospital	Ocean Springs	F	2,804	2,975	M - F
Open MRI - Cedar Lake	Gulfport	F/M	6,659	2,662	M - F
Open MRI - Compass Site	Gulfport	F	0	3,882	M - F
OMRI, Inc. dba Open MRI	Gulfport	M	0	1,240	M - F
Singing River Hospital	Pascagoula	F	3,489	4,135	M - F
State Total			199,263	223,409	

F – Fixed Unit

M – Mobile Unit

* Scott Medical Imaging

** Hattiesburg Radiological Group

Sources: Applications for Renewal of Hospital License for Calendar Years 2004 and 2005, and Fiscal Years 2003 and 2004 Annual Hospital Reports

159.04 Positron Emission Tomography (PET)

Positron emission tomography (PET) is a minimally invasive imaging procedure in which positron-emitting radionuclides, produced either by a cyclotron or by a radio-pharmaceutical producing generator, and a gamma camera are used to create pictures of organ function rather than structure. PET scans provide

physicians a crucial assessment of the ability of specific tissues to function normally.

PET can provide unique clinical information in an economically viable manner, resulting in a diagnostic accuracy that affects patient management. PET scans provide diagnostic and prognostic patient information regarding cognitive disorders; for example, identifying the differences between Alzheimer's, Parkinson's, dementia, depression, cerebral disorders, and mild memory loss. PET scans also provide information regarding psychiatric disease, brain tumors, epilepsy, cardiovascular disease, movement disorders, and ataxia. Research shows that clinical PET may obviate the need for other imaging procedures.

PET installations generally take one of two forms: a scanner using only generator-produced tracers (basic PET unit) or a scanner with a cyclotron (enhanced PET unit). The rubidium-82 is the only generator approved by the FDA to produce radiopharmaceuticals. Rubidium limits PET services to cardiac perfusion imaging.

A PET scanner supported by a cyclotron can provide the capabilities for imaging a broader range of PET services, such as oncology, neurology, and cardiology. Manufacturers of PET equipment are providing more user-friendly cyclotrons, radiopharmaceutical delivery systems, and scanners which have drastically reduced personnel and maintenance requirements. These changes have made the cost of PET studies comparable to those of other high-technology studies.

Table XI-6 presents the location, type (fixed or mobile), and utilization of PET equipment throughout the state in 2004. Seventeen hospitals and one free-standing clinic provided a total of 5,166 PET procedures during FY 2004; an additional seven hospitals and a free-standing facility hold CON authority to provide PET imaging services.

159.05 Extracorporeal Shock Wave Lithotripsy (ESWL)

The lithotripter is a medical device which disintegrates kidney or biliary stones (gallstones) by using shock waves. ESWL treatment is noninvasive and therefore avoids surgical intervention. The FDA has approved ESWL for the treatment of kidney stones, but has not approved an ESWL machine for the treatment of biliary stones. Twenty-nine Mississippi hospitals and two free-standing facilities provided renal ESWL services during FY 2004. Three additional hospitals have received CON authority to provide ESWL services. Table XI-7 presents the location, type (fixed or mobile), and utilization of renal ESWL equipment by facility by hospital service areas.

Utilization of ESWL equipment has been considerably less than expected. When first approved, officials estimated that each machine would perform approximately 700 procedures per year. The 31 machines providing ESWL

service in 2004 reported an average of only 121 procedures per machine, with a total of 3,857 procedures.

Table XI-6
**Location and Number of PET Procedures by General Hospital Service Area
 FY 2004**

Facility	Location	Type of Equipment	Number of PET Procedures
General Hospital Service Area 1			1,463
Baptist Memorial Hospital - Golden Triangle	Columbus	M	289
Baptist Memorial Hospital - North Miss	Oxford	M	317
Grenada Diagnostics Radiology, LLC	Grenada	M	CON
Magnolia Regional Health Center	Corinth	M	CON
North Miss Medical Center	Tupelo	F	857
TIC at Gloster Creek Village	Tupelo	M	CON
General Hospital Service Area 2			270
Baptist Memorial Hospital - DeSoto	Southaven	M	177
Bolivar Medical Center	Cleveland	M	CON
Delta Regional Medical Center	Greenville	M	CON
Greenwood Leflore Hospital	Greenwood	M	93
General Hospital Service Area 3			1,684
Central Miss Medical Center	Jackson	F	360
Miss Baptist Medical Center	Jackson	F	729
River Region Health System	Vicksburg	M	CON
St. Dominic Hospital	Jackson	F	295
University Hospital & Clinics	Jackson	F	300
General Hospital Service Area 4			264
Jeff Anderson Regional Medical Center	Meridan	M	264
Rush Foundation Hospital	Meridian	M	0
General Hospital Service Area 5			61
Natchez Regional Medical Center	Natchez	M	61
General Hospital Service Area 6			699
Hattiesburg Clinic, P.A.	Hattiesburg	M	419
South Central Regional Medical Center	Laurel	M	137
Wesley Medical Center	Hattiesburg	F	143
General Hospital Service Area 7			725
Biloxi Regional Medical Center	Biloxi	M	CON
Garden Park Medical Center	Gulfport	M	CON
Gulf Coast Medical Center	Biloxi	M	CON
Memorial Hospital at Gulfport	Gulfport	M	395
Ocean Springs Hospital	Ocean Springs	M	72
Singing River Hospital	Pascagoula	M	258
State Total			5,166

F – Fixed Unit

M – Mobile Unit

Sources: Applications for Renewal of Hospital License for Calendar Years 2004 and 2005, and Fiscal Years 2003 and 2004 Annual Hospital Reports

Table XI-7
**Extracorporeal Shock Wave Lithotripsy Utilization
 by General Hospital Service Area
 FY 2004**

Facility	County	Type of Equipment	Renal Procedures
General Hospital Service Area 1			884
Baptist Memorial Hospital - Golden Triangle	Lowndes	M	141
Baptist Memorial Hospital - North Miss	Lafayette	M	83
Baptist Memorial Hospital - Union County	Union	M	CON
Magnolia Regional Health Center	Alcorn	M	26
North Miss Medical Center	Lee	F	524
Oktibbeha County Hospital	Oktibbeha	M	110
Tri-Lakes Medical Center	Panola	M	CON
General Hospital Service Area 2			181
Baptist Memorial Hospital - DeSoto	DeSoto	M	1
Bolivar Medical Center	Bolivar	M	35
Delta Regional Medical Center	Washington	M	40
Greenwood Leflore Hospital	Leflore	M	78
Northwest Miss Regional Medical Center	Coahoma	M	27
General Hospital Service Area 3			1,202
Central Miss Medical Center	Hinds	M	202
King's Daughters Medical Center - Brookhaven	Lincoln	M	269
Miss Baptist Medical Center	Hinds	M	328
River Oaks Hospital	Rankin	M	CON
River Region Health System	Warren	M	285
St. Dominic Hospital	Hinds	M	47
University Hospital & Clinics	Hinds	M	71
General Hospital Service Area 4			268
Jeff Anderson Regional Medical Center	Lauderdale	M	121
Riley Memorial Hospital	Lauderdale	M	43
Rush Foundation Hospital	Lauderdale	M	104
General Hospital Service Area 5			57
Natchez Community Hospital	Adams	M	39
Natchez Regional Medical Center	Adams	M	CON
Southwest Miss Regional Medical Center	Pike	F	18
General Hospital Service Area 6			792
Forrest General Hospital	Forrest	M	207
Hattiesburg Clinic, P.A.	Forrest	M	347
South Central Regional Medical Center	Jones	M	67
Wesley Medical Center	Lamar	F	171
General Hospital Service Area 7			473
Biloxi Regional Medical Center	Harrison	M(2)	39
Garden Park Medical Center	Harrison	M	CON
Gulf Coast Medical Center	Harrison	M	CON
Hancock Medical Center	Hancock	M	3
Memorial Hospital at Gulfport	Harrison	F (1) / M (1)	203
Miss Coast Endoscopy Center	Jackson	M	88
Ocean Springs Hospital	Jackson	M	115
Singing River Hospital	Jackson	M	25
State Total			3,857

F – Fixed Unit

M – Mobile Unit

Source: Applications for Renewal of Hospital License for Calendar Year 2005 and Fiscal Year and 2004 Annual Hospital Reports

160 Cardiac Catheterization

Cardiac catheterization, predominately a diagnostic tool that is an integral part of cardiac evaluation, brings together two disciplines: cardiac catheterization (the evaluation of cardiac function) and angiography (X-ray demonstration of cardiac anatomy). Cardiac catheterization includes various therapeutic interventions: dilation of coronary obstructions by percutaneous transluminal coronary angioplasty (PTCA), acute lysis of coronary clots in evolving myocardial infarctions by injection of intracoronary streptokinase, electrical ablation of abnormal conduction pathways, and closure of patent ductus arteriosus in infants.

Any facility performing diagnostic cardiac catheterizations without open-heart surgery capability must maintain formal referral agreements with a nearby facility to provide emergency cardiac services, including open-heart surgery. Such a facility must also delineate the steps it will take to ensure that high-risk or unstable patients are not catheterized in the facility. Additionally, a facility without open-heart surgery capability must document that more complex procedures are not performed in the facility. Such procedures include, but are not limited to: PTCA, transseptal puncture, transthoracic left ventricular puncture, and myocardial biopsy.

Note: **Percutaneous Transluminal Coronary Angioplasty (PTCA)** is an angiographic technique to improve myocardial blood flow by dilating focal atherosclerotic stenoses in coronary arteries. The technique consists of mechanically induced coronary vasodilation and recanalization. It is expected to result in the restoration of blood flow through segmentally diseased coronary arteries. PTCA involves the passage of a balloon-tipped flexible catheter into a site of arterial narrowing. The balloon is inflated in situ to dilate and recanalize the obstructed vessel. Specially trained physicians perform the procedure on hospitalized patients with symptomatic coronary artery disease (CAD) who meet the required patient selection criteria.

Section 41-7-191(1)(d), Mississippi Code of 1972, as amended, requires Certificate of Need review for the establishment and/or offering of cardiac catheterization services if the proposed provider has not offered such services on a regular basis within 12 months prior to the time the services would be offered. Table XI-8 presents the utilization of cardiac catheterization services in 2004.

161 Open-Heart Surgery

Open-heart surgery, defined as any surgical procedure in which a heart-lung machine is used to maintain cardiopulmonary functioning, involves a number of procedures, including valve replacement, repair of cardiac defects, coronary bypass, heart transplantation, and artificial heart implant.

Section 41-7-191(1)(d), Mississippi Code of 1972, as amended, requires Certificate of Need review for the establishment and/or offering of open-heart surgery services if the proposed provider has not offered such services on a regular basis within 12 months prior to the time the services would be offered.

Table XI-9 presents the utilization of existing facilities. Map XI-2 in the criteria and standards section of this chapter shows the Cardiac Catheterization/Open-Heart Surgery Planning Areas (CC/OHSPAs) and the location of existing services.

Table XI-8
Number of Cardiac Catheterizations by Facility and Type
 FY 2003 and FY 2004

Facility	County	Total Adult Procedures		Total Pediatric Procedures		Total PTCA Procedures		# Labs
		2003	2004	2003	2004	2003	2004	2004
Baptist Memorial Hospital - DeSoto	DeSoto	5,600	1,728	0	0	43	17	2
Baptist Memorial Hospital - Golden Triangle	Lowndes	450	805	0	0	3	14	1
Baptist Memorial Hospital - North Miss	Lafayette	1,006	1,176	0	0	234	241	2
Biloxi Regional Medical Center	Harrison	171	963	0	0	0	1	1
Central Miss Medical Center	Hinds	498	568	0	0	49	45	2
Delta Regional Medical Center	Washington	2,648	2,341	0	0	412	139	2
Forrest General Hospital	Forrest	3,545	3,139	0	0	1,379	1,149	4
Greenwood Leflore Hospital	Leflore	31	0	0	0	0	0	0
Grenada Lake Medical Center*	Grenada	344	367	0	0	0	0	1
Jeff Anderson Regional Medical Center	Lauderdale	1,282	1,383	0	0	382	459	2
Magnolia Regional Health Center	Alcorn	1,075	1,181	0	0	119	271	2
Memorial Hospital at Gulfport	Harrison	2,915	4,623	0	0	1,866	2,205	4
Miss Baptist Medical Center	Hinds	3,765	3,748	0	0	1,143	1,262	3
Natchez Regional Medical Center	Adams	0	13	0	0	0	1	1
North Miss Medical Center	Lee	7,353	8,261	0	0	316	233	4
Northwest Miss Regional Medical Center	Coahoma	488	1,618	0	0	0	0	1
Ocean Springs Hospital	Jackson	615	958	0	0	0	430	1
Rankin Cardiology Center*•	Rankin	127	91	0	0	0	0	0
Riley Memorial Hospital**	Lauderdale	171	0	0	0	9	0	0
River Region Health System	Warren	1,226	1,384	0	0	55	270	3
Rush Foundation Hospital	Lauderdale	1,339	1,003	0	0	334	500	2
St. Dominic Hospital	Hinds	2,366	2,403	0	0	728	736	4
Singing River Hospital	Jackson	750	987	0	0	261	416	2
South Central Regional Medical Center*	Jones	868	727	0	0	0	0	1
Southwest Miss Regional Medical Center	Pike	444	907	0	0	30	331	2
University Hospital & Clinics	Hinds	1,835	2,773	197	443	359	324	3
Wesley Medical Center	Lamar	1,077	992	0	0	439	322	2
Total		41,989	44,139	197	443	8,161	9,366	52

*Diagnostic Catheterizations only

**Performed by Jeff Anderson Regional Medical Center

•Provides Diagnostic Cardiac Catheterizations for Rankin Medical Center, Women's Hospital, and River Oaks Hospital patients, at River Oaks Hospital Campus

Sources: Applications for Renewal of Hospital License for Calendar Years 2004 and 2005, and Fiscal Years 2003 and 2004 Annual Hospital Reports, CON files

Table XI-9
Number of Open-Heart Surgeries by Facility and Type
 FY 2003 and FY 2004

Facility	County	Number of Adult Open-Heart Procedures		Number of Pediatric Open-Heart Procedures		Number of Pediatric Heart Procedures (Excluding Open-Heart)	
		2003	2004	2003	2004	2003	2004
Baptist Memorial Hospital - DeSoto	DeSoto	219	223	0	0	0	0
Baptist Memorial Hospital - Golden Triangle	Lowndes	35	69	0	0	0	0
Baptist Memorial Hospital - North Miss	Lafayette	143	56	0	0	0	0
Central Miss Medical Center	Hinds	93	119	0	0	0	0
Delta Regional Medical Center	Washington	41	4	0	0	0	0
Forrest General Hospital	Forrest	701	535	0	0	0	0
Greenwood Leflore Hospital	Leflore	0	0	0	0	0	0
Jeff Anderson Regional Medical Center	Lauderdale	276	283	0	0	0	0
Memorial Hospital at Gulfport	Harrison	320	308	0	0	0	0
Miss Baptist Medical Center	Hinds	341	318	0	0	0	0
North Miss Medical Center	Lee	940	1,067	0	0	0	0
Ocean Springs Hospital	Jackson	60	63	0	0	0	0
River Region Health System	Warren	33	91	0	0	0	0
Rush Foundation Hospital	Lauderdale	52	175	0	0	0	0
St. Dominic Hospital	Hinds	612	528	0	0	0	0
Singing River Hospital	Jackson	160	118	0	0	0	0
Southwest Miss Regional Medical Center	Pike	20	82	0	0	0	0
University Hospital & Clinics	Hinds	203	198	18	21	19	21
Wesley Medical Center	Lamar	59	71	0	0	0	0
Total		4,308	4,308	18	21	19	21

Sources: Applications for Renewal of Hospital License for Calendar Years 2004 and 2005, and Fiscal Years 2003 and 2004 Annual Hospital Reports, CON files

162 Certificate of Need Criteria and Standards for Acute Care

Should the Mississippi Department of Health receive a Certificate of Need application regarding the acquisition and/or otherwise control of major medical equipment or the provision of a service for which specific CON criteria and standards have not been adopted, the application shall be deferred until the Department of Health has developed and adopted CON criteria and standards. If the Department has not developed CON criteria and standards within 180 days of receiving a CON application, the application will be reviewed using the general CON review criteria and standards presented in the Mississippi Certificate of Need Review Manual and all adopted rules, procedures, and plans of the Mississippi Department of Health.

163 Policy Statement Regarding Certificate of Need Applications for General Acute Care Hospitals and General Acute Care Beds

163.01 Acute Care Hospital Need Methodology: With the exception of psychiatric, chemical dependency, and rehabilitation hospitals, the Mississippi Department of Health (MDH) will use the following methodologies to project the need for general acute care hospitals:

1. **Counties Without a Hospital** - The MDH shall determine hospital need by multiplying the state's average annual occupied beds (1.78 in FY 2004) per 1,000 population by the estimated 2010 county population to determine the number of beds the population could utilize. A hospital with a maximum of 100 beds may be considered for approval if: (a) the number of beds needed is 100 or more; (b) there is strong community support for a hospital; and (c) a hospital can be determined to be economically feasible.
2. **Counties With Existing Hospitals** - The MDH shall use the following formula to determine the need for an additional hospital in a county with an existing hospital:

$$ADC + K()$$

Where:

ADC = Average Daily Census

K = Confidence Factor of 2.57

The formula is calculated for each facility within a given General Hospital Service Area (GHSAs); then beds available and beds needed under the statistical application of the formula are totaled and subtracted to determine bed need or excess within each GHSAs. Map XI-1 delineates the GHSAs. The MDH may consider approval of a hospital with a maximum of 100 beds if: (a) the number of beds needed is 100 or more;

(b) there is strong community support for a hospital; and (c) a hospital can be determined to be economically feasible.

- 163.02 Need in Counties Without a Hospital: Nine counties in Mississippi do not have a hospital: Amite, Benton, Carroll, Greene, Issaquena, Itawamba, Kemper, Smith, and Tunica. Most of these counties do not have a sufficient population base to indicate a potential need for the establishment of a hospital, and all appear to receive sufficient inpatient acute care services from hospitals in adjoining counties.
- 163.03 Expedited Review: The MDH may consider an expedited review for Certificate of Need applications that address only license code deficiencies, project cost overruns, and relocation of facilities or services.
- 163.04 Capital Expenditure: For the purposes of Certificate of Need review, transactions which are separated in time but planned to be undertaken within 12 months of each other and which are components of an overall long-range plan to meet patient care objectives shall be reviewed in their entirety without regard to their timing. For the purposes of this policy, the governing board of the facility must have duly adopted the long-range plan at least 12 months prior to the submission of the CON application.
- 163.05 No health care facility shall be authorized to add any beds or convert any beds to another category of beds without a Certificate of Need.
- 163.06 If a health care facility has voluntarily delicensed some of its existing bed complement, it may later relicense some or all of its delicensed beds without the necessity of having to acquire a Certificate of Need. The Department of Health shall maintain a record of the delicensing health care facility and its voluntarily delicensed beds and continue counting those beds as part of the state's total bed count for health care planning purposes.

164 Certificate of Need Criteria and Standards for the Establishment of a General Acute Care Hospital

The Mississippi Department of Health (MDH) will review applications for a Certificate of Need to construct, develop, or otherwise establish a new hospital under the applicable statutory requirements of Sections 41-7-173, 41-7-191, and 41-7-193, Mississippi Code of 1972, as amended. The MDH will also review applications for Certificate of Need according to the general criteria listed in the Mississippi Certificate of Need Review Manual; all adopted rules, procedures, and plans of the MDH; and the specific criteria and standards listed below.

- 164.01 Need Criterion: The applicant shall document a need for a general acute care hospital using the appropriate need methodology as presented in this section of the Plan. In addition, the applicant must meet the other conditions set forth in the need methodology.**

164.02 The application shall document that the applicant will provide a "reasonable amount" of indigent/charity care as described in Chapter I of this Plan.

165 Certificate of Need Criteria and Standards for Construction, Renovation, Expansion, Capital Improvements, Replacement of Health Care Facilities, and Addition of Hospital Beds

The Mississippi Department of Health (MDH) will review applications for a Certificate of Need for the addition of beds to a health care facility and projects for construction, renovation, expansion, or capital improvement involving a capital expenditure in excess of \$2,000,000 under the applicable statutory requirements of Sections 41-7-173, 41-7-191, and 41-7-193, Mississippi Code of 1972, as amended. The MDH will also review applications for Certificate of Need according to the general criteria listed in the Mississippi Certificate of Need Review Manual; all adopted rules, procedures, and plans of the (MDH); and the specific criteria and standards listed below.

The construction, development, or other establishment of a new health care facility; the replacement and/or relocation of a health care facility or portion thereof; and changes of ownership of existing health care facilities are reviewable regardless of capital expenditure.

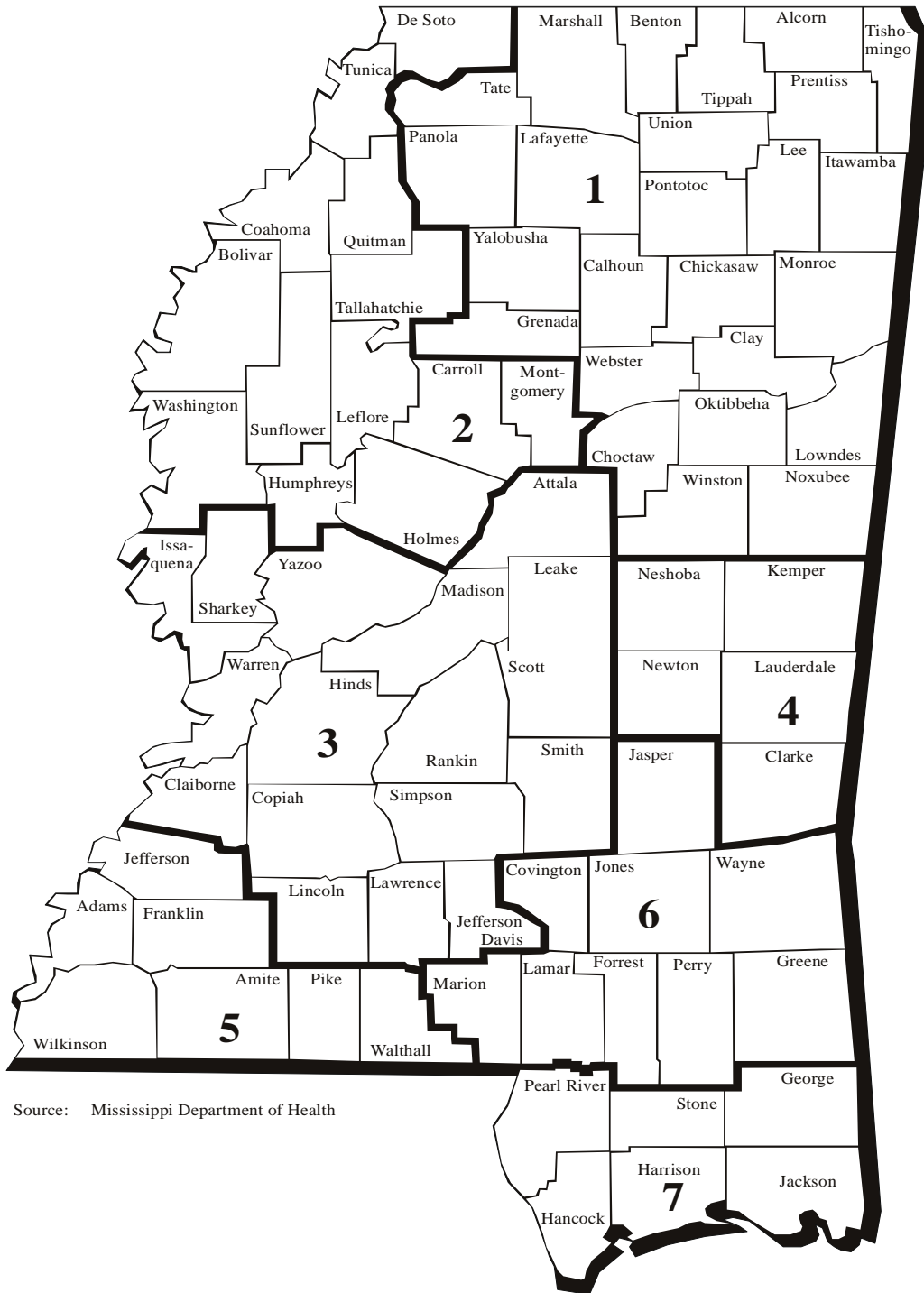
165.01 Need Criterion:

1. **Projects which do not involve the addition of any acute care beds:**
The applicant shall document the need for the proposed project. Documentation may consist of, but is not limited to, citing of licensure or regulatory code deficiencies, institutional long-term plans (duly adopted by the governing board), recommendations made by consultant firms, and deficiencies cited by accreditation agencies (JCAHO, CAP, etc.). In addition, for projects which involve construction, renovation, or expansion of emergency department facilities, the applicant shall include a statement indicating whether the hospital will participate in the statewide trauma system and describe the level of participation, if any.
2. **Projects which involve the addition of beds:** The applicant shall document the need for the proposed project. In addition to the documentation required as stated in Need Criterion (1)(a), the applicant shall document that the facility in question has maintained an occupancy rate of at least 70 percent for the most recent two (2) years.

165.02 Bed Service Transfer/Reallocation/Relocation: Applications proposing the transfer, reallocation, and/or relocation of a specific category or sub-category of bed/service from another facility as part of a renovation, expansion, or replacement project shall document that the applicant will meet all regulatory/licensure requirements for the type of bed/service being transferred/reallocated/relocated.

- 165.03 Charity/Indigent Care: The application shall affirm that the applicant will provide a "reasonable amount" of indigent/charity care as described in Chapter I of this Plan.
- 165.04 The application shall demonstrate that the cost of the proposed project, including equipment, is reasonable in comparison with the cost of similar projects in the state.
1. The applicant shall document that the cost per square foot (per bed if applicable) does not exceed the median construction costs, as determined by the MDH, for similar projects in the state within the most recent 12-month period by more than 15 percent. The Glossary of this Plan provides the formulas to be used by MDH staff in calculating the cost per square foot for construction and/or construction/renovation projects.
 2. If equipment costs for the project exceed the median costs for equipment of similar quality by more than 15 percent, the applicant shall provide justification for the excessive costs. The median costs shall be based on projects submitted during the most recent six-month period and/or estimated prices provided by acceptable vendors.
- 165.05 The applicant shall specify the floor areas and space requirements, including the following factors:
1. The gross square footage of the proposed project in comparison to state and national norms for similar projects.
 2. The architectural design of the existing facility if it places restraints on the proposed project.
 3. Special considerations due to local conditions.
- 165.06 If the cost of the proposed renovation or expansion project exceeds 85 percent of the cost of a replacement facility, the applicant shall document their justification for rejecting the option of replacing said facility.
- 165.07 The applicant shall document the need for a specific service (i.e. perinatal, ambulatory care, psychiatric, etc.) using the appropriate service specific criteria as presented in this and other sections of the Plan.

Map XI - 1 General Hospital Service Areas



Source: Mississippi Department of Health

166 Certificate of Need Criteria and Standards for Swing-Bed Services

The Mississippi Department of Health will review applications for a Certificate of Need to establish swing-bed services under the applicable statutory requirements of Sections 41-7-173, 41-7-191, and 41-7-193, Mississippi Code of 1972, as amended. The MDH will also review applications for Certificate of Need according to the general criteria listed in the Mississippi Certificate of Need Review Manual; all adopted rules, procedures, and plans of the Mississippi Department of Health; and the specific criteria and standards listed below.

- 166.01 **Need Criterion: The application shall document that the hospital will meet all federal regulations regarding the swing-bed concept.** However, a hospital may have more licensed beds or a higher average daily census (ADC) than the maximum number specified in federal regulations for participation in the swing-bed program.
- 166.02 The applicant shall provide a copy of the Resolution adopted by its governing board approving the proposed participation.
- 166.03 If the applicant proposes to operate and staff more than the maximum number of beds specified in federal regulations for participation in the swing-bed program, the application shall give written assurance that only private pay patients will receive swing-bed services.
- 166.04 The application shall affirm that upon receiving CON approval and meeting all federal requirements for participation in the swing-bed program, the applicant shall render services provided under the swing-bed concept to any patient eligible for Medicare (Title XVIII of the Social Security Act) who is certified by a physician to need such services.
- 166.05 The application shall affirm that upon receiving CON approval and meeting all federal requirements for participation in the swing-bed program, the applicant shall not permit any patient who is eligible for both Medicaid and Medicare or is eligible only for Medicaid to stay in the swing-beds of a hospital for more than 30 days per admission unless the hospital receives prior approval for such patient from the Division of Medicaid.
- 166.06 The application shall affirm that if the hospital has more licensed beds or a higher average daily census (ADC) than the maximum number specified in federal regulations for participation in the swing-bed program, the applicant will develop a procedure to ensure that, before a patient is allowed to stay in the swing-beds of the hospital, there are no vacant nursing home beds available for that patient within a 50-mile radius (geographic area) of the hospital. The applicant shall also affirm that if the hospital has a patient staying in the swing-beds of the hospital and the hospital receives notice from a nursing home located within a 50-mile radius that there is a vacant bed available for that patient, the hospital shall transfer the swing-bed patient to the nursing home within five days, exclusive of holidays and weekends, unless the patient's physician certifies that the transfer is not medically appropriate.

- 166.07 The applicant shall provide copies of transfer agreements entered into with each nursing facility within the applicant's geographic area.
- 166.08 An applicant subject to the conditions stated in Criterion #5 shall affirm in the application that they will be subject to suspension from participation in the swing-bed program for a reasonable period of time by the Department of Health if the Department, after a hearing complying with due process, determines that the hospital has failed to comply with any of those requirements.

167 Certificate of Need Criteria and Standards for Therapeutic Radiation Services

Should the Mississippi Department of Health receive a Certificate of Need application regarding the acquisition and/or otherwise control of major medical equipment or the provision of a service for which specific CON criteria and standards have not been adopted, the application shall be deferred until the Department of Health has developed and adopted CON criteria and standards. If the Department has not developed CON criteria and standards within 180 days of receiving a CON application, the application will be reviewed using the general CON review criteria and standards presented in the Mississippi Certificate of Need Review Manual and all adopted rules, procedures, and plans of the Mississippi Department of Health.

168 Policy Statement Regarding Certificate of Need Applications for the Acquisition or Otherwise Control of Therapeutic Radiation Equipment and/or the Offering of Therapeutic Radiation Services (Other Than Gamma Knife)

- 168.01 Service Areas: The Mississippi Department of Health shall determine the need for therapeutic radiation services/units/equipment by using the General Hospital Service Areas as presented in this chapter of the Plan. The MDH shall determine the need for therapeutic radiation services/units/equipment within a given service area independently of all other service areas. Map XI-1 shows the General Hospital Service Areas.
- 168.02 Equipment to Population Ratio: The need for therapeutic radiation units (as defined) is determined to be one unit per 148,148 population (see methodology in this section of the Plan). The MDH will consider out-of-state population in determining need only when the applicant submits adequate documentation acceptable to the Mississippi Department of Health, such as valid patient origin studies.
- 168.03 Limitation of New Services: When the therapeutic radiation unit-to-population ratio reaches one to 148,148 in a given general hospital service area, no new therapeutic radiation services may be approved unless the utilization of all the existing machines in a given hospital service area averaged 8,000 treatment procedures or 320 patients per year for the two most recent consecutive years as reported on the "Renewal of Hospital License and Annual Hospital Report." For the purposes of this policy Cesium-137 teletherapy units, Cobalt-60 teletherapy

units designed for use at less than 80 cm SSD (source to skin distance), old betatrons and van de Graaf Generators, unsuitable for modern clinical use, shall not be counted in the inventory of therapeutic radiation units located in a hospital service area.

- 168.04 Expansion of Existing Services: The MDH may consider a CON application for the acquisition or otherwise control of an additional therapeutic radiation unit by an existing provider of such services when the applicant's existing equipment has exceeded the expected level of patient service, i.e., 320 patients per year or 8,000 treatments per year for the two most recent consecutive years as reported on the facility's "Renewal of Hospital License and Annual Hospital Report."
- 168.05 Equipment Designated for Backup: Therapeutic radiation equipment designated by an applicant as "backup" equipment shall not be counted in the inventory for CON purposes. Any procedures performed on the "backup" equipment shall be attributed to the primary equipment for CON purposes.
- 168.06 Definition of a Treatment Procedure: For health planning and CON purposes a patient "treatment" is defined as one individual receiving radiation therapy during a visit to a facility which provides megavoltage radiation therapy regardless of the complexity of the procedure or the number of "fields" treated during the visit.
- 168.07 Use of Equipment or Provision of Service: Before the equipment or service can be utilized or provided, the applicant desiring to provide the therapeutic radiation equipment or service shall have CON approval or written evidence that the equipment or service is exempt from CON approval, as determined by the Mississippi Department of Health.

169 Certificate of Need Criteria and Standards for the Acquisition or Otherwise Control of Therapeutic Radiation Equipment and/or the Offering of Therapeutic Radiation Services (Other Than Gamma Knife)

The Mississippi Department of Health will review Certificate of Need applications for the acquisition or otherwise control of therapeutic radiation equipment and/or the offering of therapeutic radiation services under the applicable statutory requirements of Sections 41-7-173, 41-7-191, and 41-7-193, Mississippi Code of 1972, as amended. The MDH will also review applications for Certificate of Need according to the general criteria listed in the Mississippi Certificate of Need Review Manual; all adopted rules, procedures, and plans of the Mississippi Department of Health; and the specific criteria and standards listed below.

The acquisition or otherwise control of therapeutic radiation equipment is reviewable if the equipment cost exceeds \$1,500,000. The offering of therapeutic radiation services is reviewable if the proposed provider has not provided those services on a regular basis within the period of twelve (12) months prior to the time such services would be offered.

169.01 Need Criterion: The applicant shall document a need for therapeutic radiation equipment/service by complying with any one of the following methodologies:

- 1. the need methodology as presented in this section of the Plan;**
- 2. demonstrating that all existing machines in the service area in question have averaged 8,000 procedures per year or all machines have treated an average of 320 patients per year for the two most recent consecutive years; or**
- 3. demonstrating that the applicant's existing therapeutic equipment has exceeded the expected level of patients service, i.e. 320 patients per year/unit, or 8,000 treatments per year/unit for the most recent 24-month period; or**
- 4. demonstrating to the satisfaction of the MDH staff that the applicant (i) is a hospital having a minimum of 175 licensed acute care beds as of January 1, 2001; (ii) is located more than a forty (40) mile radius from an existing provider of therapeutic radiation services; and (iii) has the patient base needed to sustain a viable therapeutic radiation program, as defined by the Therapeutic Radiation Need Methodology. Policy Criterion # 3 does not apply to this Need Criterion #1 (d).**

169.02 The applicant must document that access to diagnostic X-ray, CT scan, and ultrasound services is readily available within 15 minutes normal driving time of the therapeutic radiation unit's location.

169.03 An applicant shall document the following:

1. The service will have, at a minimum, the following full-time dedicated staff:
 - a. One board-certified radiation oncologist-in-chief
 - b. One dosimetrist
 - c. One certified radiation therapy technologist certified by the American Registry of Radiation Technologists
 - d. One registered nurse
2. The service will have, at a minimum, access to a radiation physicist certified or eligible for certification by the American Board of Radiology.

Note: One individual may act in several capacities. However, the application shall affirm that when a staff person acts in more than one

capacity, that staff person shall meet, at a minimum, the requirements for each of the positions they fill.

- 169.04 The applicant shall affirm that access will be available as needed to brachytherapy staff, treatment aides, social workers, dietitians, and physical therapists.
- 169.05 Applicants shall document that all physicians who are responsible for therapeutic radiation services in a facility, including the radiation oncologist-in-chief, shall reside within 60 minutes normal driving time of the facility.
- 169.06 The application shall affirm that the applicant will have access to a modern simulator capable of precisely producing the geometric relationships of the treatment equipment to a patient. This simulator must produce high quality diagnostic radiographs. The applicant shall also affirm that the following conditions will be met as regards the use of the simulator:

1. If the simulator is located at a site other than where the therapeutic radiation equipment is located, protocols will be established which will guarantee that the radiation oncologist who performs the patient's simulation will also be the same radiation oncologist who performs the treatments on the patient.
2. If the simulator uses fluoroscopy, protocols will be established to ensure that the personnel performing the fluoroscopy have received appropriate training in the required techniques related to simulation procedures.

Note: X-rays produced by diagnostic X-ray equipment and photon beams produced by megavoltage therapy units are unsuitable for precise imaging of anatomic structures within the treatment volume and do not adequately substitute for a simulator.

- 169.07 The application shall affirm that the applicant will have access to a computerized treatment planning system with the capability of simulation of multiple external beams, display isodose distributions in more than one plane, and perform dose calculations for brachytherapy implants.

Note: It is highly desirable that the system have the capability of performing CT based treatment planning.

- 169.08 The applicant shall affirm that all treatments will be under the control of a board certified or board eligible radiation oncologist.
- 169.09 The applicant shall affirm that the proposed site, plans, and equipment shall receive approval from the Division of Radiological Health before service begins.
- 169.10 The application shall affirm that the applicant will establish a quality assurance program for the service, as follows:

1. The therapeutic radiation program shall meet, at a minimum, the physical aspects of quality assurance guidelines established by the American College of Radiology (ACR) within 12 months of initiation of the service.
2. The service shall establish a quality assurance program which meets, at a minimum, the standards established by the American College of Radiology.

169.11 The applicant shall affirm understanding and agreement that failure to comply with criterion #10 (a) and (b) may result in revocation of the CON (after due process) and subsequent termination of authority to provide therapeutic radiation services.

170 Therapeutic Radiation Equipment/Service Need Methodology

The methodology used to project the need for therapeutic radiation equipment/service is based, generally, upon recommendations of the 1990 Therapeutic Radiation Task Force and the guidelines contained in the publication Radiation Oncology in Integrated Cancer Management, a report of the Inter-Society Council for Radiation Oncology published in 1986. The publication is more commonly referred to as the "Blue Book."

170.01 Treatment/Patient Load: A realistic treatment/patient load for a therapeutic radiation unit is 8,000 treatments or 320 patients per year.

170.02 Incidence of Cancer: The Mississippi Department of Health estimates that Mississippi will experience 14,970 new cancer patients in 2005. Based on a population of 3,118,171 (year 2010) as estimated by the Center for Policy Research and Planning, the cancer rate of Mississippi is 4.80 cases per 1,000 population.

170.03 Patients to Receive Treatment: The number of cancer patients expected to receive therapeutic radiation treatment is set at 45 percent.

170.04 Population to Equipment Ratio: Using the above stated data, a population of 100,000 will generate 480 new cancer cases each year. Assuming that 45 percent will receive radiation therapy, a population of 148,148 will generate approximately 320 patients who will require radiation therapy. Therefore, a population of 148,148 will generate a need for one therapeutic radiation unit.

171 Therapeutic Radiation Equipment Need Determination Formula

1. Project annual number of cancer patients.

General Hospital Service 4.80 cases*

Area Population X 1,000 population = New Cancer Cases

*Mississippi cancer incidence rate

2. Project the annual number of radiation therapy patients.

New Cancer Cases X 45% = Patients Who Will Likely Require Radiation Therapy

3. Estimate number of treatments to be performed annually.

Radiation Therapy Patients X 25 Treatments per Patient (Avg.) = Estimated Number of Treatments

4. Project number of megavoltage radiation therapy units needed.

Est. # of Treatments = Projected Number of Units Needed

8,000 Treatments per Unit

5. Determine unmet need (if any). Projected Number of Units Needed - Number of

Existing Units = Number of Units Required (Excess)

172 Policy Statement Regarding Certificate of Need Applications for the Acquisition or Otherwise Control of Gamma Knife Therapeutic Radiation Equipment and/or the Offering of Gamma Knife Therapeutic Radiation Services

172.01 Service Areas: The Mississippi Department of Health shall determine the need for Gamma Knife intracranial stereotactic radiosurgery services/units/equipment by using the state as a whole as a single state Gamma Knife service area.

172.02 Equipment to Population Ratio: The need for Gamma Knife therapeutic radiation units is determined to be one unit per 2,800,000 population. The MDH will consider out-of-state population in determining need only when the applicant submits adequate documentation acceptable to the Mississippi Department of Health, such as valid patient origin studies. The Gamma Knife will not be included in the inventory of other therapeutic radiation treatment equipment, and the presence of a Gamma Knife will not be used in the determination of the need for other therapeutic radiation equipment, such as additional linear accelerators.

172.03 Accessibility: The state's population will limit the availability of Gamma Knives to one. The single Gamma Knife should be located in or near a Jackson hospital with close associations with the University of Mississippi School of Medicine and the University Medical Center. Nothing contained in these CON criteria and standards shall preclude the University of Mississippi School of Medicine from acquiring and operating Gamma Knife therapeutic radiation equipment, provided the acquisition and use of such equipment is justified by the School's teaching and/or research mission. However, the requirements listed

under the section regarding the granting of "appropriate scope of privileges for access to the Gamma Knife equipment to any qualified physician" must be met.

- 172.04 Expansion of Existing Services: The MDH may consider a CON application for the acquisition or otherwise control of an additional therapeutic radiation unit by an existing provider of such services when the applicant's existing equipment has exceeded the expected level of patient service, i.e., 200 patients per year for the two most recent consecutive years as reported on the facility's "Renewal of Hospital License and Annual Hospital Report."
- 172.05 Facilities requesting approval to add Gamma Knife services should have an established neurosurgery program and must be able to demonstrate previous radiosurgery service experience.
- 172.06 All Gamma Knife surgery services should have written procedures and policies for discharge planning and follow-up care for the patient and family as part of the institution's overall discharge planning program.
- 172.07 All Gamma Knife surgery services should have established protocols for referring physicians to assure adequate post-operative diagnostic evaluation for radiosurgery patients.
- 172.08 The total cost of providing Gamma Knife surgery services projected by prospective providers should be comparable to the cost of other similar services provided in the state.
- 172.09 The usual and customary charge to the patient for Gamma Knife surgery should be commensurate with cost.

173 Certificate of Need Criteria and Standards for the Acquisition or Otherwise Control of Gamma Knife Therapeutic Radiation Equipment and/or the Offering of Gamma Knife Radiosurgery

The Mississippi Department of Health will review Certificate of Need applications for the acquisition or otherwise control of Gamma Knife radiosurgery equipment and/or the offering of Gamma Knife radiosurgery services under the applicable statutory requirements of Sections 41-7-173, 41-7-191, and 41-7-193, Mississippi Code of 1972, as amended. The MDH will also review applications for Certificate of Need according to the general criteria listed in the Mississippi Certificate of Need Review Manual; all adopted rules, procedures, and plans of the Mississippi Department of Health; and the specific criteria and standards listed below.

The acquisition or otherwise control of Gamma Knife radiosurgery equipment is reviewable if the equipment cost exceeds \$1,500,000. The offering of Gamma Knife radiosurgery services is reviewable if the proposed provider has not provided those services on a regular basis within the period of twelve (12) months prior to the time such services would be offered.

173.01 Need Criterion: The applicant shall document a need for Gamma Knife radiosurgery equipment/service by reasonably projecting that the proposed new service will perform at least 200 Gamma Knife surgeries in the third year of operation. No additional new Gamma Knife surgery services should be approved unless the number of surgeries performed with existing units in the state average more than 475 per year.

173.02 Staffing:

1. The Gamma Knife surgery programs must be established under the medical direction of two co-directors, one with specialty training and board certification in neurosurgery and the other with specialty training and board certification in radiation oncology, with experience in all phases of Gamma Knife surgical procedures.
2. In addition to the medical co-directors, all Gamma Knife surgery programs should have a radiation physicist who is certified in radiology, or who holds an advanced degree in physics with two to three years experience working under the direction of a radiation oncologist, and a registered nurse present for each Gamma Knife surgery performed.
3. The applicant shall document that the governing body of the entity offering Gamma Knife therapeutic radiation services will grant an appropriate scope of privileges for access to the Gamma Knife therapeutic radiation equipment to any qualified physician who applies for privileges. For the purpose of this criterion, "Qualified Physician" means a doctor of medicine or osteopathic medicine licensed by the State of Mississippi who possesses training in Gamma Knife intracranial stereotactic radiosurgery and other qualifications established by the governing body.

173.03 Equipment:

1. Facilities providing Gamma Knife surgery services should have dosimetry and calibration equipment and a computer with the appropriate software for performing Gamma Knife surgery.
2. The facility providing Gamma Knife surgery services should also have access to magnetic resonance imaging, computed tomography, and angiography services.

174 Certificate of Need Criteria and Standards for Diagnostic Imaging Services

Should the Mississippi Department of Health receive a Certificate of Need application regarding the acquisition and/or otherwise control of major medical equipment or the provision of a service for which specific CON criteria and standards have not been adopted, the application shall be deferred until the Department of Health has developed and adopted CON criteria and standards. If the Department has not developed CON criteria and standards within 180 days of

receiving a CON application, the application will be reviewed using the general CON review criteria and standards presented in the Mississippi Certificate of Need Review Manual and all adopted rules, procedures, and plans of the Mississippi Department of Health.

175 Policy Statement Regarding Certificate of Need Applications for the Acquisition or Otherwise Control of Magnetic Resonance Imaging (MRI) Equipment and/or the Offering of MRI Services

175.01 CON Review Requirements: The Certificate of Need process regarding the acquisition or otherwise control of MRI equipment and/or the offering of MRI services involves separate requirements for CON review: (a) an entity proposing to acquire or otherwise control MRI equipment must obtain a CON to do so if the capital expenditure for the MRI unit and related equipment exceeds \$1,500,000; and (b) an entity proposing to offer MRI services must obtain a CON before providing such services.

175.02 CON Approval Preference: The Mississippi Department of Health shall give preference to those applicants proposing to enter into joint ventures utilizing mobile and/or shared equipment. However, the applicant must meet the applicable CON criteria and standards provided herein and the general criteria and standards contained in the currently approved Mississippi Certificate of Need Review Manual.

175.03 Procedures Estimation Methodology: The applicant shall use the procedures estimation methodology appearing in this section of the Plan to project the annual patient service volume for MRI services/equipment. The DRG disease classification system to be used for MRI is available from the Mississippi Department of Health Division of Health Planning and Resource Development.

175.04 Addition of a Health Care Facility: An equipment vendor who proposes to add a health care facility to an existing or proposed route must obtain an amendment to the original Certificate of Need before providing such service. Additionally, an equipment vendor must inform the Department of any proposed changes, i.e. additional health care facilities or route deviations, from those presented in the Certificate of Need application prior to such change.

176 Certificate of Need Criteria and Standards for the Acquisition or Otherwise Control of Magnetic Resonance Imaging (MRI) Equipment and/or the Offering of MRI Services

The Mississippi Department of Health will review applications for a Certificate of Need for the acquisition or otherwise control of MRI equipment and/or the offering of MRI services under the applicable statutory requirements of Sections 41-7-173, 41-7-191, and 41-7-193, Mississippi Code of 1972, as amended. The MDH will also review applications for Certificate of Need according to the general criteria listed in the Mississippi Certificate of Need Review Manual; all adopted rules, procedures, and plans

of the Mississippi Department of Health; and the specific criteria and standards listed below.

The acquisition or otherwise control of MRI equipment is reviewable if the equipment cost is in excess of \$1,500,000; if the equipment and/or service is relocated; and if the proposed provider of MRI services has not provided such services on a regular basis within the period of twelve (12) months prior to the time such services would be offered.

177 Certificate of Need Criteria and Standards for the Acquisition or Otherwise Control of MRI Equipment

177.01 Need Criterion: The entity desiring to acquire or otherwise control the MRI equipment must document that the specified equipment shall perform a minimum of 1,700 procedures per year by the end of the second year of operation. The applicant shall use the procedures estimation methodology appearing in this section of the Plan to project the annual patient service volume of the proposed equipment. This criterion includes both fixed and mobile MRI equipment.

Applicants for non-hospital based MRI facilities may submit affidavits from referring physicians in lieu of the estimation methodology required for hospitals based facilities. MRI procedures projected in affidavits shall be based on actual MRI procedures referred during the year.

It is recognized that an applicant desiring to acquire or otherwise control an MRI unit may make or propose to make the MRI unit available to more than one provider of MRI services; some of which may be located outside of Mississippi. In such cases all existing or proposed users of the MRI unit must jointly meet the required service volume of 1,700 procedures annually. If the MRI unit in question is presently utilized by other providers of MRI services, the actual number of procedures performed by them during the most recent 12-month period may be used instead of the formula projections.

177.02 In order to receive CON approval to acquire or otherwise control MRI equipment, the applicant shall provide a copy of the proposed contract and document the following:

1. that the equipment is FDA approved;
2. that only qualified personnel will be allowed to operate the equipment; and
3. that if the equipment is to be rented, leased, or otherwise used by other qualified providers on a contractual basis, no fixed/minimum volume contracts will be permitted.

177.03 Applicants shall provide written assurance that they will record and maintain, at a minimum, the following information and make it available to the Mississippi Department of Health:

1. all facilities which have access to the equipment;
2. utilization by each facility served by the equipment, e.g., days of operation, number of procedures, and number of repeat procedures;
3. financial data, e.g., copy of contracts, fee schedule, and cost per scan; and
4. demographic and patient origin data for each facility.

In addition, if required by the Department, the above referenced information and other data pertaining to the use of MRI equipment will be made available to the MDH within 15 business days of request. The required information may also be requested for entities outside of Mississippi that use the MRI equipment in question.

177.04 The entity desiring to acquire or otherwise control the MRI equipment must be a registered entity authorized to do business in Mississippi.

177.05 Before the specified equipment can be utilized, the applicant desiring to provide the MRI equipment shall have CON approval or written evidence that the equipment is exempt from CON approval, as determined by the Mississippi Department of Health. Each specified piece of equipment must be exempt from or have CON approval.

178 Certificate of Need Criteria and Standards for the Offering of MRI Services

An entity proposing to offer MRI services shall obtain Certificate of Need (CON) approval before offering such services.

178.01 Need Criterion: The entity desiring to offer MRI services must document that the equipment shall perform a minimum of 1,700 procedures per year. The applicant shall use the procedures estimation methodology appearing in this section of the Plan to project the annual patient service volume for the applicant hospital. This criterion includes both fixed and mobile MRI equipment.

Applicants for non-hospital based MRI facilities may submit affidavits from referring physicians in lieu of the estimation methodology required for hospitals based facilities. MRI procedures projected in affidavits shall be based on actual MRI procedures referred during the year.

It is recognized that a particular MRI unit may be utilized by more than one provider of MRI services; some of which may be located outside of Mississippi. In such cases all existing or proposed providers of MRI services must jointly

meet the required service volume of 1,700 procedures annually. If the MRI unit in question is presently utilized by other providers of MRI services, the actual number of procedures performed by them during the most recent 12-month period may be used instead of the formula projections.

- 178.02 An applicant desiring to offer MRI services must document that a full range of diagnostic imaging modalities for verification and complementary studies will be available at the time MRI services begin. These modalities shall include, but not be limited to, computed tomography (full body), ultrasound, angiography, nuclear medicine, and conventional radiology.
- 178.03 All applicants proposing to offer MRI services shall give written assurance that, within the scope of its available services, neither the facility where the service is provided nor its participating medical personnel shall have policies or procedures which would exclude patients because of race, color, age, sex, ethnicity, or ability to pay.
- 178.04 The applicant must document that the following staff will be available:
1. Director - A full-time, board eligible radiologist or nuclear medicine imaging physician, or other board eligible licensed physician whose primary responsibility during the prior three years has been in the acquisition and interpretation of clinical images. The Director shall have knowledge of MRI through training, experience, or documented post-graduate education. The Director shall document a minimum of one week of full-time training with a functional MRI facility.
 2. One full-time MRI technologist-radiographer or a person who has had equivalent education, training, and experience, who shall be on-site at all times during operating hours. This individual must be experienced in computed tomography or other cross-sectional imaging methods, or must have equivalent training in MRI spectroscopy.
- 178.05 The applicant shall document that when an MRI unit is to be used for experimental procedures with formal/approved protocols, a full-time medical physicist or MRI scientist (see definition in Glossary) with at least one year of experience in diagnostic imaging shall be available in the facility.
- 178.06 The applicant shall provide assurances that the following data regarding its use of the MRI equipment will be kept and made available to the Mississippi Department of Health upon request:
1. Total number of procedures performed
 2. Number of inpatient procedures
 3. Number of outpatient procedures

4. Average MRI scanning time per procedure
5. Average cost per procedure
6. Average charge per procedure
7. Demographic/patient origin data
8. Days of operation

In addition to the above data recording requirements, the facility should maintain the source of payment for procedures and the total amounts charged during the fiscal year when it is within the scope of the recording system.

- 178.07 Before the service can be provided, the CON applicant desiring to offer MRI services shall provide written evidence that the specified MRI equipment provider has received CON approval or is exempt from CON approval as determined by the Mississippi Department of Health. Each specified piece of equipment must be exempt from or have CON approval.

179 Procedures Estimation Methodology for MRI Equipment

MRI patient service volume shall be based on a DRG disease classification system of all inpatients of the hospital, other participating hospitals, and the number of outpatients in receipt of CT scans from the respective hospitals. Under this system, the DRGs are classified and ranked in relation to the expected applicability of MRI imaging. Diagnoses for which MRI imaging is not likely to be useful in current application fall into Category 1. Category 2 includes those diagnoses for which MRI imaging may be a useful secondary imaging modality in some cases. Category 3 encompasses diagnoses for which MRI is likely to be a useful secondary imaging modality. Category 4 includes those diagnoses for which MRI is expected to be the primary imaging modality. The listing of DRG categories to be used in establishing the need for MRI services may be obtained from the Mississippi Department of Health Division of Health Planning and Resource Development.

First, the methodology classifies the total number of inpatient admissions into the four categories. The admission total for each category is zero, five, 15, and 50 percent, respectively. This derives the estimated number of inpatients most likely to benefit from MRI services. Secondly, the methodology identifies the total number of outpatients referred for CT scanning during the previous fiscal year. A 25 percent utilization factor is applied to that total in order to derive the number of outpatients most likely to benefit from MRI imaging. Inpatient and outpatient estimates are summed to derive the total MRI volume for the first year of operation. The mathematical formula for calculating volume estimates is as follows:

$$EC = .50 (TN4) + .15 (TN3) + .05 (TN2) + .25 (TNct)$$

Where:

EC = Estimated MRI patient service volume for the first or next year of operation.

TN4 = Total number of inpatient hospital admissions in DRG Category 4 for the preceding fiscal year.

TN3 = Total number of inpatient hospital admissions in DRG Category 3 for the preceding fiscal year.

TN2 = Total number of inpatient hospital admissions in DRG Category 2 for the preceding fiscal year.

TNct = Total number of outpatients who received CT scans for the preceding fiscal year.

If the hospital projects a greater number of procedures for the end of the second year than the formula estimates, this projection must be based on the actual increases in the number of diagnoses within each category over the past three years.

180 Certificate of Need Criteria and Standards for Digital Subtraction Angiography

The Mississippi Department of Health will review applications for a Certificate of Need for the acquisition or otherwise control of Digital Subtraction Angiography (DSA) equipment and associated costs under the applicable statutory requirements of Sections 41-7-173, 41-7-191, and 41-7-193, Mississippi Code of 1972, as amended. The MDH will also review applications for Certificate of Need according to the general criteria listed in the Mississippi Certificate of Need Review Manual; all adopted rules, procedures, and plans of the Mississippi Department of Health; and the specific criteria and standards listed below.

Certificate of Need review is required when the capital expenditure for the purchase of Digital Subtraction Angiography equipment and associated costs exceed \$1,500,000, or when the equipment is to be used for invasive procedures, i.e., the use of catheters. The offering of diagnostic imaging services of an invasive nature, i.e. invasive digital angiography, is reviewable if those services have not been provided on a regular basis by the proposed provider of such services within the period of twelve (12) months prior to the time such services would be offered.

180.01 1. Need Criterion: The applicant for DSA services shall demonstrate that proper protocols for screening, consultation, and medical specialty backup are in place before services are rendered by personnel other than those with specialized training.

For example, if a radiologist without specialized training in handling cardiac arrhythmia is to perform a procedure involving the heart, a cardiologist/cardiosurgeon must be available for consultation/backup.

The protocols shall include, but are not limited to, having prior arrangements for consultation/backup from:

1. a cardiologist/cardiosurgeon for procedures involving the heart;
2. a neurologist/neurosurgeon for procedures involving the brain; and
3. a vascular surgeon for interventional peripheral vascular procedures.

180.02 Before utilizing or providing the equipment or service, the applicant desiring to provide the digital subtraction angiography equipment or service shall have CON approval or written evidence that the equipment or service is exempt from CON approval as determined by the Mississippi Department of Health.

181 Policy Statement Regarding Certificate of Need Applications for the Acquisition or Otherwise Control of a Positron Emission Tomography (PET) Scanner and Related Equipment

181.01 CON Review Requirements: Applicants proposing the acquisition or otherwise control of a PET scanner shall obtain a CON to do so if the capital expenditure for the scanner and related equipment exceeds \$1,500,000.

181.02 Indigent/Charity Care: An applicant shall be required to provide a "reasonable amount" of indigent/charity care as described in Chapter I of this Plan.

181.03 Service Areas: The state as a whole shall serve as a single service area in determining the need for a PET scanner.

181.04 Equipment to Population Ratio: The need for a PET scanner is estimated to be one scanner per 300,000 population. The MDH will consider out-of-state population in determining need only when the applicant submits adequate documentation acceptable to the MDH, such as valid patient origin studies.

181.05 Access to Supplies: Applicants must have direct access to appropriate radio-pharmaceuticals.

181.06 Services and Medical Specialties Required: The proposed PET unit must function as a component of a comprehensive inpatient or outpatient diagnostic service. The proposed PET unit must have the following modalities (and capabilities) on-site or through contractual arrangements:

1. Computed tomography - (whole body)
2. Magnetic resonance imaging - (brain and whole body)
3. Nuclear medicine - (cardiac, SPECT)
4. Conventional radiography
5. The following medical specialties during operational hours:
 - a. Cardiology

- b. Neurology
- c. Neurosurgery
- d. Oncology
- e. Psychiatry
- f. Radiology

181.07 Hours of Operation: PET facilities should have adequate scheduled hours to avoid an excessive backlog of cases.

181.08 CON Approval Preference: The MDH may approve applicants proposing to enter joint ventures utilizing mobile and/or shared equipment.

181.09 CON Requirements: The criteria and standards contained herein pertain to both fixed and/or mobile PET scanner equipment.

181.10 CON Exemption: Nothing contained in these CON criteria and standards shall preclude the University of Mississippi School of Medicine from acquiring and operating a PET scanner, provided the acquisition and use of such equipment is justified by the School's teaching and/or research mission. However, the requirements listed under the section regarding the granting of "appropriate scope of privileges for access to the scanner to any qualified physician" must be met. The MDH shall not consider utilization of equipment/services at any hospital owned and operated by the state or its agencies when reviewing CON applications.

181.11 Addition to a Health Care Facility: An equipment vendor who proposes to add a health care facility to an existing or proposed route must amend the original Certificate of Need before providing such service. Additionally, an equipment vendor must inform the Department of any proposed changes from those presented in the Certificate of Need application prior to such change, i.e., additional health care facilities or route deviations.

181.12 Equipment Registration: The applicant must provide the Department with the registration/serial number of the CON-approved PET scanner.

181.13 Certification: If a mobile PET scanner, the applicant must certify that only the single authorized piece of equipment and related equipment vendor described in the CON application will be utilized for the PET service by the authorized facility/facilities.

182 Certificate of Need Criteria and Standards for the Acquisition or Otherwise Control of a Positron Emission Tomography (PET) Scanner and Related Equipment

The Mississippi Department of Health will review applications for a Certificate of Need for the acquisition or otherwise control of a PET scanner and related equipment under the applicable statutory requirements of Sections 41-7-173, 41-7-191, and 41-7-193, Mississippi Code of 1972, as amended. The MDH will also review applications for Certificate of Need according to the general review criteria listed in the Mississippi Certificate of Need Review Manual; all adopted rules, procedures, and plans of the Mississippi Department of Health; and the specific criteria and standards listed below.

The acquisition or otherwise control of a PET scanner and related equipment is reviewable if the equipment cost is in excess of \$1,500,000, or if the equipment is relocated. The offering of PET services is reviewable if the proposed provider has not provided those services on a regular basis within the period of twelve (12) months prior to the time such services would be offered.

182.01 1. Need Criterion:

- 1. The entity desiring to acquire or to otherwise control the PET scanner must project a minimum of 750 clinical procedures per year and must show the methodology used for the projection.**
- 2. The applicant shall document a minimum population of 300,000 per PET scanner unit. The Division of Health Planning and Resource Development population projections shall be used.**

182.02 The entity desiring to acquire or otherwise control the PET equipment must be a registered entity authorized to do business in Mississippi.

182.03 The MDH will approve additional PET equipment in an area with existing equipment only when it is demonstrated that the existing PET equipment is performing 1,500 clinical procedures per PET unit per year (six clinical procedures per day x 250 working days per year).

182.04 An applicant proposing to provide new or expanded PET services must include written assurances in the application that the service will be offered in a physical environment that conforms to federal standards, manufacturer's specifications, and licensing agencies' requirements. The following areas are to be addressed:

1. quality control and assurance of radiopharmaceutical production of generator or cyclotron-produced agents;
2. quality control and assurance of PET tomograph and associated instrumentation;
3. radiation protection and shielding; and
4. radioactive emissions to the environment.

- 182.05 The application shall affirm that the applicant shall receive approval from the Division of Radiological Health for the proposed site, plans, and equipment before service begins.
- 182.06 The applicant shall document provision of an on-site medical cyclotron for radionuclide production and a chemistry unit for labeling radiopharmaceuticals; or an on-site rubidium-82 generator; or access to a supply of cyclotron-produced radiopharmaceuticals from an off-site medical cyclotron and a radiopharmaceutical production facility within a two-hour air transport radius.
- 182.07 The applicant must provide evidence that the proposed PET equipment has been cleared for marketing by the U.S. Food and Drug Administration or will be operated under an institutional review board whose membership is consistent with U.S. Department of Health and Human Services regulations.
- 182.08 Applicants for PET shall document that the necessary qualified staff are available to operate the proposed unit. The applicant shall document the PET training and experience of the staff. The following minimum staff shall be available to the PET unit:
1. One or more nuclear medicine imaging physician(s) available to the PET unit on a full-time basis (e.g., radiologist, nuclear cardiologist) who have been licensed by the state for the handling of medical radionuclides and whose primary responsibility for at least a one-year period prior to submission of the Certificate of Need application has been in acquisition and interpretation of tomographic images. This individual shall have knowledge of PET through training, experience, or documented postgraduate education. The individual shall also have training with a functional PET facility.
 2. If operating a cyclotron on site, a qualified PET radiochemist or radiopharmacist personnel, available to the facility during PET service hours, with at least one year of training and experience in the synthesis of short-lived positron emitting radiopharmaceuticals. The individual(s) shall have experience in the testing of chemical, radiochemical, and radionuclidic purity of PET radiopharmaceutical syntheses.
 3. Qualified engineering and physics personnel, available to the facility during PET service hours, with training and experience in the operation and maintenance of the PET equipment.
 4. Qualified radiation safety personnel, available to the facility at all times, with training and experience in the handling of short-lived positron emitting nuclides. If a medical cyclotron is operated on-site, personnel with expertise in radiopharmacy, radiochemistry, and medical physics would also be required.

5. Certified nuclear medicine technologists with expertise in computed tomographic nuclear medicine imaging procedures, at a staff level consistent with the proposed center's expected PET service volume.
 6. Other appropriate physicians shall be available during PET service hours which may include certified nuclear medicine technologists, computer programmers, nurses, and radio-chemistry technicians.
- 182.09 The applicant shall demonstrate how medical emergencies within the PET unit will be managed in conformity with accepted medical practice.
- 182.10 The applicant shall affirm that, in addition to accepting patients from participating institutions, facilities performing clinical PET procedures shall accept appropriate referrals from other local providers. These patients shall be accommodated to the extent possible by extending the hours of service and by prioritizing patients according to standards of need and appropriateness rather than source of referral.
- 182.11 The applicant shall affirm that protocols will be established to assure that all clinical PET procedures performed are medically necessary and cannot be performed as well by other, less expensive, established modalities.
- 182.12 Applicants will be required to maintain current listings of appropriate PET procedures for use by referring physicians.
- 182.13 The applicant shall provide assurances that the following data regarding the PET equipment will be kept and made available to the Mississippi Department of Health upon request:
1. total number of procedures performed;
 2. total number of inpatient procedures (indicate type of procedure);
 3. total number of outpatient procedures (indicate type of procedure);
 4. average charge per specific procedure;
 5. hours of operation of the PET unit;
 6. days of operation per year; and
 7. total revenue and expense for the PET unit for the year.
- 182.14 The applicant shall provide a copy of the proposed contract and document that if the equipment is to be rented, leased, or otherwise used by other qualified providers on a contractual basis, no fixed/minimum volume contracts will be permitted.

182.15 Before the specified equipment can be utilized, the applicant desiring to provide the PET equipment shall have CON approval or written evidence that the equipment is exempt from CON approval as determined by the Mississippi Department of Health. Each specified piece of equipment must be exempt from or have CON approval.

183 Certificate of Need Criteria and Standards for Extracorporeal Shock Wave Lithotripsy (ESWL)

Should the Mississippi Department of Health receive a Certificate of Need application regarding the acquisition and/or otherwise control of major medical equipment or the provision of a service for which specific CON criteria and standards have not been adopted, the application shall be deferred until the Department of Health has developed and adopted CON criteria and standards. If the Department has not developed CON criteria and standards within 180 days of receiving a CON application, the application will be reviewed using the general CON review criteria and standards presented in the Mississippi Certificate of Need Review Manual and all adopted rules, procedures, and plans of the Mississippi Department of Health.

184 Policy Statement Regarding Certificate of Need Applications for the Acquisition or Otherwise Control of Extracorporeal Shock Wave Lithotripsy (ESWL) Equipment and/or the Offering of ESWL Services

184.01 CON Review Requirements: The Certificate of Need (CON) process regarding acquisition or otherwise control of ESWL equipment and/or the offering of ESWL services involves separate requirements for CON review: a) an entity proposing to acquire or otherwise control ESWL equipment shall obtain a CON to do so if the capital expenditure for the ESWL unit and related equipment exceeds \$1,500,000; and b) an entity proposing to offer ESWL services shall obtain a CON before providing such services.

184.02 CON Approval Preference: The MDH shall give preference to applicants proposing to enter joint ventures utilizing mobile and/or shared equipment. However, the applicant must meet the applicable CON criteria and standards provided herein and the general criteria and standards contained in the currently approved Mississippi Certificate of Need Review Manual.

184.03 The criteria and standards contained herein pertain to both fixed and/or mobile ESWL equipment and/or services.

184.04 Nothing contained in these CON criteria and standards shall preclude the University of Mississippi School of Medicine from acquiring and operating ESWL equipment, provided the acquisition and use of such equipment is justified by the School's teaching and/or research mission. However, the requirements listed under the section regarding the granting of "appropriate

scope of privileges for access to the lithotripter to any qualified physician" must be met.

184.05 The requirements for the provision of services for Medicaid, Medicare, and medically indigent patients, as they appear in this section, also apply to the provision of Renal and Biliary ESWL services through the use of dual capability machines.

184.06 Addition of a Health Care Facility: An equipment vendor who proposes to add a health care facility to an existing or proposed route must obtain an amendment to the original Certificate of Need before providing such service. Additionally, an equipment vendor must inform the Department of any proposed changes, i.e. additional health care facilities or route deviations, from those presented in the Certificate of Need application prior to such change.

185 Certificate of Need Criteria and Standards for the Acquisition or Otherwise Control of Extracorporeal Shock Wave Lithotripsy (ESWL) Equipment and/or the Offering of ESWL Services

The Mississippi Department of Health will review applications for a Certificate of Need for the acquisition or otherwise control of ESWL equipment and/or the offering of ESWL services under the applicable statutory requirements of Sections 41-7-173, 41-7-191, and 41-7-193, Mississippi Code of 1972, as amended. The MDH will also review applications for Certificate of Need according to the general criteria listed in the Mississippi Certificate of Need Review Manual; all adopted rules, procedures, and plans of the Mississippi Department of Health; and the specific criteria and standards listed below.

The acquisition or otherwise control of ESWL equipment is reviewable if the equipment cost exceeds \$1,500,000. The offering of ESWL services is reviewable if the proposed provider has not provided those services on a regular basis within the period of twelve (12) months prior to the time such services would be offered.

186 Certificate of Need Criteria and Standards for the Acquisition or Otherwise Control of Renal ESWL Equipment

186.01 Need Criterion: The entity desiring to acquire or otherwise control the Renal ESWL equipment must document that the specified equipment shall perform a minimum of 300 procedures a year.

It is recognized that an applicant desiring to acquire or otherwise control a Renal ESWL unit may make or propose to make the Renal ESWL unit available to more than one provider of Renal ESWL services; some of which may be located outside of Mississippi. In such cases all existing or proposed utilizers of the Renal ESWL unit must jointly meet the required service volume of 300 procedures annually. If the Renal ESWL unit in question is presently utilized by other providers of Renal ESWL services, the actual number of procedures performed by them during the most recent 12-month period may be used.

186.02 In order to receive CON approval to acquire or otherwise control Renal ESWL equipment, the applicant shall provide a copy of the proposed contract and document the following:

1. that the equipment is FDA approved;
2. that only qualified personnel will be allowed to operate the equipment; and
3. that if the equipment is to be rented, leased, or otherwise used by other qualified providers on a contractual basis, no fixed/minimum volume contracts will be permitted.

186.03 Applicants shall provide written assurance that they will record and maintain, at a minimum, the following information and make it available to the Mississippi Department of Health:

1. all facilities which have access to the equipment;
2. utilization by each facility served by the equipment, e.g., days of operation, number of procedures, and number of repeat procedures;
3. financial data, e.g., copy of contracts and fee schedule, and cost per scan; and
4. demographic and patient origin data for each facility.

Additionally, if required by the Department, the above referenced information and other data pertaining to the use of Renal ESWL equipment shall be made available to the MDH within 15 business days of request. The above required information may be requested for entities outside Mississippi that use the Renal ESWL equipment in question.

186.04 The entity desiring to acquire or otherwise control the Renal ESWL equipment must be a registered entity authorized to do business in Mississippi.

186.05 Before the specified equipment can be utilized, the applicant desiring to provide the Renal ESWL equipment shall have CON approval or written evidence that the equipment is exempt from CON approval as determined by the Mississippi Department of Health. Each specified piece of equipment must be exempt from or have CON approval.

187 Certificate of Need Criteria and Standards for the Offering of Renal ESWL Services

An entity proposing to offer Renal ESWL services shall obtain Certificate of Need approval before offering such services,

187.01 Need Criterion: An applicant proposing to offer Renal ESWL services must project a minimum utilization of three procedures per month for 12 months per year (36 procedures per year) using the methodology stated below.

1. Projections of the number of procedures the equipment is expected to perform shall be based on historical utilization of equipment during the most recent fiscal year and/or the projected number of procedures expected to be performed. The applicant shall use the following methodology to project the expected number of procedures:

Methodology: The projected number of procedures shall be equal to the number of historical referrals of patients with renal calculi for Renal ESWL to other facilities which offer Renal ESWL during the most recent fiscal year.

2. An applicant proposing a shared unit involving two or more qualified facilities and/or proposing to offer Renal ESWL services to other facilities must provide documentation that identifies the number of referrals from each facility. The applicant must also provide affiliation and/or transfer agreements to validate the numbers of patients who potentially will utilize the Renal ESWL services.
3. Because some applicants will be unable to perform a minimum of three Renal ESWL procedures per month during the early months of providing Renal ESWL services, the MDH may issue a conditional CON to applicants projecting fewer than three procedures per month. Applicants granted a conditional CON shall report to the MDH, at six month intervals from the time the Renal ESWL services are commenced, the number of procedures performed during the most recent six-month period. If the utilization at the close of the 18th month is fewer than three procedures per month, the MDH shall revoke the CON for failure to meet the minimum utilization deemed necessary to maintain an acceptable level of proficiency.

187.02 All applicants proposing to offer Renal ESWL services must document that the following medical personnel have staff privileges and are available to provide emergency services following Renal ESWL treatment at the facility where the applicant will offer the services:

1. Board certified general surgeon;
2. Board certified urologist; and
3. Board certified radiologist with experience in X-ray, CT, and ultrasound imaging.

The above referenced medical personnel shall reside within the hospital service area and shall be available 24 hours per day for emergency services required as a result of treatment by Renal ESWL.

- 187.03 Applicants proposing to offer Renal ESWL services must have whole body CT scanner capability and ultrasound imaging capability.
- 187.04 The applicant shall document that the governing body of the entity offering Renal ESWL services will grant an appropriate scope of privileges for access to the lithotripter to any qualified physician who applies for privileges. For the purpose of this criterion, "Qualified Physician" means a doctor of medicine or osteopathic medicine licensed by the State of Mississippi who possesses training in Renal ESWL and other qualifications established by the governing body.
- 187.05 The applicant shall document the extent to which Medicare, Medicaid, and medically indigent patients are being or will be offered access to Renal ESWL services. An applicant shall be disapproved for failing to document that they will offer a "reasonable amount" of indigent care or for having admission policies which will adversely affect access to care for indigents.
- 187.06 Applicants shall offer written assurance that they will record and maintain, at a minimum, the following information and make it available to the Mississippi Department of Health:
1. utilization data, e.g., days of operation, number of procedures, and number of repeat procedures;
 2. demographic/patient origin data;
 3. cost/charges data, e.g., cost/charges per procedure;
 4. any other data pertaining directly or indirectly to the use of the Renal ESWL equipment and/or the treatment of urinary calculi; and
 5. data regarding surgical removal of urinary calculi.
- Additionally, if required by the Department, the above referenced information and any other data pertaining to the use of Renal ESWL service or equipment will be made available to the Mississippi Department of Health within 15 business days of request.
- 187.07 The CON application must document an active radiology service and an established urological referral practice.
- 187.08 The CON applicant must document in the application that all individuals using the equipment shall meet, at a minimum, the American Urological Association's guidelines and standards for training and proficiency in the operation of Renal ESWL equipment.
- 187.09 Before providing the service, the applicant desiring to offer Renal ESWL services shall provide written evidence that the specified Renal ESWL equipment provider has received CON approval or is exempt from CON

approval as determined by the Mississippi Department of Health. Each specified piece of equipment must be exempt from or have CON approval.

188 Certificate of Need Criteria and Standards for the Acquisition or Otherwise Control of Biliary ESWL Equipment

188.01 Need Criterion: The entity desiring to acquire or otherwise control the Biliary ESWL equipment must document that the specified equipment shall perform a minimum of 300 procedures per year.

It is recognized that an applicant desiring to acquire or otherwise control a Biliary ESWL unit may make or propose to make the Biliary ESWL unit available to more than one provider of Biliary ESWL services; some of which may be located outside of Mississippi. In such cases all existing or proposed utilizers of the Biliary ESWL unit must jointly meet the required service volume of 300 procedures annually. If the Biliary ESWL unit in question is presently utilized by other providers of Biliary ESWL services, the actual number of procedures performed by them during the most recent 12-month period may be used.

188.02 In order to receive CON approval to acquire or otherwise control Biliary ESWL equipment, the applicant shall provide a copy of the proposed contract and document the following:

1. that the equipment is FDA approved;
2. that only qualified personnel will be allowed to operate the equipment; and
3. that if the equipment is to be rented, leased, or otherwise used by other qualified providers on a contractual basis, no fixed/minimum volume contracts will be permitted.

188.03 Applicants shall provide written assurance that they will record and maintain, at a minimum, the following information and make it available to the Mississippi Department of Health:

1. all facilities which have access to the equipment;
2. utilization by each facility served by the equipment, e.g., days of operation, number of procedures, and number of repeat procedures; and
3. financial data, e.g., copy of contracts and fee schedule.

Additionally, if required by the Department, the above referenced information and other data pertaining to the use of Biliary ESWL equipment shall be made available to the MDH within 15 business days of request.

The above required information may be requested for entities outside of Mississippi that use the Biliary ESWL equipment in question.

- 188.04 The entity desiring to acquire or otherwise control Biliary ESWL equipment must be a registered entity authorized to do business in Mississippi.
- 188.05 Before utilizing the specified equipment, the applicant desiring to provide the Biliary ESWL equipment shall have CON approval or written evidence that the specified equipment is exempt from CON approval as determined by the Mississippi Department of Health. Each specified piece of equipment must be exempt from or have CON approval.

189 Certificate of Need Criteria and Standards for the Offering of Biliary ESWL Services

An entity proposing to offer Biliary ESWL services shall obtain Certificate of Need approval before offering such services.

- 189.01 **Need Criterion:** An applicant proposing to offer Biliary ESWL services must project a minimum utilization of three procedures per month for 12 months per year (36 procedures per year) using the methodology stated below.

1. Projections of the number of procedures the equipment is expected to perform shall be based on historical utilization of equipment during the most recent fiscal year and/or the projected number of procedures expected to be performed. The applicant shall use the following methodology to project the expected number of procedures:

Methodology: Twenty-five (25) percent of all patients who have received cholecystectomies may have been candidates for treatment with Biliary ESWL. Therefore, when projecting the number of procedures an applicant expects to perform, 25 percent of the cholecystectomies performed in the participating facility(ies) during the most recent fiscal year will count as the number of Biliary ESWL procedures expected to be performed at the facility.

2. An applicant proposing a shared unit involving two or more qualified facilities and/or proposing to provide Biliary ESWL services to other facilities must provide documentation that identifies the number of referrals from each facility. The applicant must also provide affiliation and/or transfer agreements to validate the numbers of patients who potentially will utilize the Biliary ESWL services.
3. Because some applicants will be unable to perform a minimum of three Biliary ESWL procedures per month during the early months of providing Biliary ESWL services, the MDH may issue a conditional CON to applicants projecting fewer than three procedures per month. Applicants granted a conditional CON shall report to the Department, at six-month intervals from the time the Biliary ESWL services are commenced, the

number of procedures performed during the most recent six-month period. If the utilization at the close of the 18th month is fewer than three procedures per month, the MDH shall revoke the CON for failure to meet the minimum utilization deemed necessary to maintain an acceptable level of proficiency.

189.02 All applicants proposing to offer Biliary ESWL services must document that the following medical personnel have staff privileges and are available to provide emergency services following Biliary ESWL treatment at the facility where the services are to be offered:

1. Board certified general surgeon;
2. Board certified gastroenterologist; and
3. Board certified radiologist with experience in X-ray, CT, and ultrasound imaging.

The above referenced medical personnel shall reside within the hospital service area and shall be available 24 hours per day for emergency services required as a result of treatment by Biliary ESWL.

189.03 Applicants proposing to offer Biliary ESWL services must have the following physical equipment:

1. Gastroenterology laboratory;
2. Endoscopic retrograde cholangiopancreatography capability; and
3. Whole body CT scanner capability and ultrasound imaging capability.

189.04 The applicant shall document that the governing body of the entity offering Biliary ESWL services will grant an appropriate scope of privileges for access to the lithotripter to any qualified physician who applies for privileges. For the purpose of this criterion, "Qualified Physician" means a doctor of medicine or osteopathic medicine licensed by the State of Mississippi who possesses training in Biliary ESWL and other qualifications established by the governing body.

189.05 The applicant shall document the extent to which Medicare, Medicaid, and medically indigent patients are being or will be provided access to Biliary ESWL services. An applicant shall be disapproved for failing to document that they will provide a "reasonable amount" of indigent care or for having admission policies which will adversely affect access to care for indigents.

189.06 Applicants shall provide written assurance that they will record and maintain, at a minimum, the following information and make it available to the Mississippi Department of Health in the form of an Annual Report:

1. utilization data, e.g., days of operation, number of procedures, and number of repeat procedures;
2. demographic/patient origin data;
3. cost/charges data, e.g., cost/charges per procedure;
4. any other data pertaining directly or indirectly to the use of the Biliary ESWL equipment and/or the treatment of cholelithiasis; and
5. data regarding cholecystectomies.

Additionally, if required by the Department, the above referenced information and any other data pertaining to the use of Biliary ESWL service or equipment will be made available to the Mississippi Department of Health within 15 business days of request.

- 189.07 Before providing the service, the applicant desiring to offer Biliary ESWL services shall provide written evidence that the Biliary ESWL equipment provider has received CON approval or is exempt from CON approval as determined by the Mississippi Department of Health. Each specified piece of equipment must be exempt from or have CON approval.

190 Certificate of Need Criteria and Standards for Dual Capability ESWL Equipment, i.e., Renal/Biliary ESWL Equipment

190.01 Need Criterion: An applicant proposing to offer Renal and Biliary ESWL services through the use of dual capability ESWL equipment must meet both the equipment utilization requirements for Renal ESWL services and Biliary ESWL services.

190.02 Providers proposing to offer both Renal and Biliary ESWL services, through the use of dual capability equipment, must also document that they will meet the applicable staffing and physical requirements listed under the Renal and Biliary ESWL Certificate of Need criteria and standards section of this Plan before providing such ESWL services.

190.03 Entities authorized to offer Renal ESWL services who also desire to provide Biliary ESWL services through an FDA approved upgrading of existing equipment must document that they will meet the applicable staffing and physical requirements for providing Biliary ESWL services as contained herein.

190.04 Before providing the service, the applicant desiring to offer Renal and Biliary ESWL services shall provide written evidence that the dual capability equipment provider has received CON approval or is exempt from CON approval as determined by the Mississippi Department of Health. Each specified piece of equipment must be exempt from or have CON approval.

191 Certificate of Need Criteria and Standards for Long-Term Care Hospitals/Beds

Should the Mississippi Department of Health receive a Certificate of Need application regarding the acquisition and/or otherwise control of major medical equipment or the provision of a service for which specific CON criteria and standards have not been adopted, the application shall be deferred until the Department of Health has developed and adopted CON criteria and standards. If the Department has not developed CON criteria and standards within 180 days of receiving a CON application, the application will be reviewed using the general CON review criteria and standards presented in the Mississippi Certificate of Need Review Manual and all adopted rules, procedures, and plans of the Mississippi Department of Health.

192 Policy Statement Regarding Certificate of Need Applications for Long-Term Care Hospitals and Long-Term Care Hospital Beds

192.01 Restorative Care Admissions: Restorative care admissions shall be identified as patients with one or more of the following conditions or disabilities:

1. Neurological Disorders
 - a. Head Injury
 - b. Spinal Cord Trauma
 - c. Perinatal Central Nervous System Insult
 - d. Neoplastic Compromise
 - e. Brain Stem Trauma
 - f. Cerebral Vascular Accident
 - g. Chemical Brain Injuries
2. Central Nervous System Disorders
 - a. Motor Neuron Diseases
 - b. Post Polio Status
 - c. Developmental Anomalies
 - d. Neuromuscular Diseases (e.g. Multiple Sclerosis)
 - e. Phrenic Nerve Dysfunction
 - f. Amyotrophic Lateral Sclerosis

3. Cardio-Pulmonary Disorders
 - a. Obstructive Diseases
 - b. Adult Respiratory Distress Syndrome
 - c. Congestive Heart Failure
 - d. Respiratory Insufficiency
 - e. Respiratory Failure
 - f. Restrictive Diseases
 - g. Broncho-Pulmonary Dysplasia
 - h. Post Myocardial Infarction
 - i. Central Hypoventilation
4. Pulmonary Cases
 - a. Presently Ventilator-Dependent/Weanable
 - b. Totally Ventilator-Dependent/Not Weanable
 - c. Requires assisted or partial ventilator support
 - d. Tracheostomy that requires supplemental oxygen and bronchial hygiene

192.02 Bed Licensure: All beds designated as long-term care hospital beds shall be licensed as general acute care.

192.03 Average Length of Stay: Patients' average length of stay in a long-term care hospital must be 25 days or more.

192.04 Size of Facility: Establishment of a long-term care hospital shall not be for less than 20 beds.

192.05 Long-Term Medical Care: A long-term care hospital shall provide chronic or long-term medical care to patients who do not require more than three (3) hours of rehabilitation or comprehensive rehabilitation per day.

192.06 Transfer Agreement: A long-term care hospital shall have a transfer agreement with an acute care medical center and a comprehensive medical rehabilitation facility.

192.07 Effective July 1, 1994, no health care facility shall be authorized to add any beds or convert any beds to another category of beds without a Certificate of Need under the authority of Section 41-7-191(1)(c), unless there is a projected need for such beds in the planning district in which the facility is located.

193 Certificate of Need Criteria and Standards for the Establishment of a Long-Term Care Hospital and Addition of Long-Term Care Hospital Beds

The Mississippi Department of Health will review applications for a Certificate of Need for the construction, development, or otherwise establishment of a long-term care hospital and bed additions under the applicable statutory requirements of Sections 41-7-173, 41-7-191, and 41-7-193, Mississippi Code of 1972, as amended. The MDH will also review applications for Certificate of Need according to the general criteria listed in the Mississippi Certificate of Need Review Manual; all adopted rules, procedures, and plans of the Mississippi Department of Health; and the specific criteria and standards listed below.

193.01 Need Criterion: The applicant shall document a need for the proposed project. Documentation shall consist of the following:

1. a minimum of 450 clinically appropriate restorative care admissions with an average length of stay of 25 days; and
2. a projection of financial feasibility by the end of the third year of operation.

193.02 The applicant shall document that any beds which are constructed/converted will be licensed as general acute care beds offering long-term care hospital services.

193.03 Applicants proposing the transfer/reallocation/relocation of a specific category or sub-category of bed/service from another facility as part of a renovation, expansion, or replacement project shall document that they will meet all regulatory and licensure requirements for the type of bed/service proposed for transfer/reallocation/relocation.

193.04 The application shall affirm that the applicant will provide a "reasonable amount" of indigent/charity care as described in Chapter I of this Plan.

193.05 The application shall demonstrate that the cost of the proposed project, including equipment, is reasonable in comparison with the cost of similar projects in the state.

The applicant shall document that the cost per square foot (per bed if applicable) does not exceed the median construction costs, as determined by the MDH, for similar projects in the state within the most recent 12-month period by more than 15 percent.

The Glossary of this Plan provides the formulas MDH staff shall use to calculate the cost per square foot of space for construction and/or construction-renovation projects.

- 193.06 The applicant shall specify the floor areas and space requirements, including the following factors:
1. The gross square footage of the proposed project in comparison to state and national norms for similar projects.
 2. The architectural design of the existing facility if it places restraints on the proposed project.
 3. Special considerations due to local conditions.
- 193.07 The applicant shall provide copies of transfer agreements entered into with an acute care medical center and a comprehensive medical rehabilitation facility.

194 Certificate of Need Criteria and Standards for Cardiac Catheterization Services and Open-Heart Surgery Services

Should the Mississippi Department of Health receive a Certificate of Need application regarding the acquisition and/or otherwise control of major medical equipment or the provision of a service for which specific CON criteria and standards have not been adopted, the application shall be deferred until the Department of Health has developed and adopted CON criteria and standards. If the Department has not developed CON criteria and standards within 180 days of receiving a CON application, the application will be reviewed using the general CON review criteria and standards presented in the Mississippi Certificate of Need Review Manual and all adopted rules, procedures, and plans of the Mississippi Department of Health.

195 Joint Policy Statement Regarding Certificate of Need Applications for the Acquisition or Otherwise Control of Cardiac Catheterization Equipment and/or the Offering of Cardiac Catheterization Services and the Acquisition of Open-Heart Surgery Equipment and/or the Offering of Open-Heart Surgery Services

Mississippi ranks first in the nation in cardiovascular death rate. Heart disease remains the leading cause of death in the state as incidence rates continue to increase, particularly among the African-American population. Studies show that minorities have a higher cardiovascular death rate than whites and are less likely to receive cardiac catheterization and open-heart surgery services than are whites. The disproportionate impact on minorities' health status in general is recognized elsewhere in this State Health Plan.

Innovative approaches to address these problems in the cardiac area are needed. It has been shown that statistical methods, such as population base and optimum capacity at existing providers, are not accurate indicators of the needs of the underserved, nor do they address the accessibility of existing programs to the underserved. The goal of these

revisions to the State Health Plan is to improve access to cardiac care and to encourage the establishment of additional cardiac catheterization and open-heart surgery programs within the state that can serve the poor, minorities, and the rural population in greater numbers.

To further this goal, the MDH adopted the following standards:

1. A minimum population base standard of 100,000;
2. The establishment of diagnostic cardiac catheterization services with a caseload of 300 diagnostic catheterization procedures;
3. The establishment of therapeutic cardiac catheterization services with a caseload of 450 diagnostic and therapeutic catheterization procedures;
4. The establishment of open-heart surgery programs with a caseload of 150 open-heart surgeries; and,
5. A minimum utilization of equipment/services at existing providers of 450 cardiac catheterizations, diagnostic and therapeutic, and when applicable, 150 open-heart surgeries.

The MDH also adopted a provision that it shall not consider utilization of equipment/services at any hospital owned and/or operated by the state or its agencies when reviewing CON applications. The MDH further adopted standards requiring an applicant to report information regarding catheterization and open-heart program so as to monitor the provision of care to the medically underserved and the quality of that care.

The MDH shall interpret and implement all standards in this Plan in recognition of the stated findings and so as to achieve the stated goal.

196 Policy Statement Regarding Certificate of Need Applications for the Acquisition or Otherwise Control of Cardiac Catheterization Equipment and/or the Offering of Cardiac Catheterization Services

196.01 Cardiac Catheterization Services: For purposes of the following CON criteria and standards, the term "cardiac catheterization services" or "catheterization services" shall include diagnostic cardiac catheterization services and therapeutic cardiac catheterization services.

1. a. "Diagnostic cardiac catheterization" services are defined as, and refer to, cardiac catheterization services which are performed for the purpose of diagnosing, identifying, or evaluating cardiac related illness or disease. Diagnostic cardiac catheterization services include, but are not limited to, left heart catheterizations, right heart catheterizations, left ventricular angiography, coronary procedures, and other cardiac catheterization services of a diagnostic nature. Diagnostic cardiac catheterization services do not include percutaneous transluminal coronary angioplasty (PTCA),

transseptal puncture, transthoracic left ventricular puncture, myocardial biopsy, and other cardiac catheterization procedures performed specifically for therapeutic, as opposed to diagnostic, purposes.

2. b. "Therapeutic cardiac catheterization" services are defined as, and refer to, cardiac catheterization services which are performed for the purpose of actively treating, as opposed to merely diagnosing, cardiac-related illness or disease. Therapeutic cardiac catheterization services include, but are not limited to, PTCA, transseptal puncture, transthoracic left ventricular puncture and myocardial biopsy.

- 196.02 Open-Heart Surgery Capability: The MDH shall not approve CON applications for the establishment of therapeutic cardiac catheterization services at any facility that does not have open-heart surgery capability; i.e., new therapeutic cardiac catheterization services may not be established and existing therapeutic cardiac catheterization services may not be extended without approved and operational open-heart surgery services in place. This policy does not preclude approval of a Certificate of Need application proposing the concurrent establishment of both therapeutic cardiac catheterization and open-heart surgery services.
- 196.03 Service Areas: The need for cardiac catheterization equipment/services shall be determined using the seven designated Cardiac Catheterization/Open-Heart Surgery Planning Areas (CC/OHSPAs) presented in this chapter of the Plan. Map XI-2 shows the CC/OHSPAs.
- 196.04 CC/OHSPA Need Determination: The need for cardiac catheterization equipment/ services within a given CC/OHSPA shall be determined independently of all other CC/OHSPAs.
- 196.05 Pediatric Cardiac Catheterization: Because the number of pediatric patients requiring study is relatively small, the provision of cardiac catheterization for neonates, infants, and young children shall be restricted to those facilities currently providing the service. National standards indicate that a minimum of 150 cardiac catheterization cases should be done per year and that catheterization of infants should not be performed in facilities which do not have active pediatric cardiac-surgical programs.
- 196.06 Present Utilization of Cardiac Catheterization Equipment/Services: The MDH shall consider utilization of existing equipment/services and the presence of valid CONs for equipment/services within a given CC/OHSPA when reviewing CON applications. The MDH shall not consider utilization of equipment/services at any hospital owned and/or operated by the state or its agencies when reviewing CON applications. The Mississippi Department of Health may collect and consider any additional information it deems essential, including information regarding access to care, to render a decision regarding any application.

- 196.07 CON Application Analysis: At its discretion, the Department of Health may use market share analysis and other methodologies in the analysis of a CON application for the acquisition or otherwise control of cardiac catheterization equipment and/or the offering of cardiac catheterization services. The Department shall not rely upon market share analysis or other statistical evaluations if they are found inadequate to address access to care concerns.
- 196.08 Minimum CC/OHSPA Population: A minimum population base of 100,000 is required for applications proposing the establishment of cardiac catheterization services. The total population within a given CC/OHSPA shall be used when determining the need for services. Population outside an applicant's CC/OHSPA will be considered in determining need only when the applicant submits adequate documentation acceptable to the Mississippi Department of Health, such as valid patient origin studies.
- 196.09 Minimum Caseload: Applicants proposing to offer adult diagnostic cardiac catheterization services must be able to project a caseload of at least 300 diagnostic catheterizations per year. Applicants proposing to offer adult therapeutic cardiac catheterization services must be able to project a caseload of at least 450 catheterizations, diagnostic and therapeutic, per year.
- 196.10 Residence of Medical Staff: Cardiac catheterizations must be under the control of and performed by personnel living and working within the specific hospital area. No site shall be approved for the provision of services by traveling teams.
- 196.11 Hospital-Based: All cardiac catheterizations and open-heart surgery services shall be located in acute care hospitals. The MDH shall not approve Certificate of Need applications proposing the establishment of cardiac catheterization/open-heart surgery services in freestanding facilities or in freestanding ambulatory surgery facilities.

197 Certificate of Need Criteria and Standards for the Acquisition or Otherwise Control of Diagnostic Cardiac Catheterization Equipment and/or the Offering of Diagnostic Cardiac Catheterization Services

The Mississippi Department of Health will review applications for a Certificate of Need for the acquisition or otherwise control of diagnostic cardiac catheterization equipment and/or the offering of diagnostic cardiac catheterization services under the applicable statutory requirements of Sections 41-7-173, 41-7-191, and 41-7-193, Mississippi Code of 1972, as amended. The MDH will also review applications for Certificate of Need according to the general criteria listed in the Mississippi Certificate of Need Review Manual; all adopted rules, procedures and plans of the Mississippi Department of Health; and the specific criteria and standards listed below.

The acquisition or otherwise control of diagnostic cardiac catheterization equipment is reviewable if the equipment costs exceed \$1,500,000. The offering of diagnostic cardiac catheterization services is reviewable if the proposed provider has not provided those

services on a regular basis within the period of twelve (12) months prior to the time such services would be offered.

- 197.01 Need Criterion: The applicant shall document a minimum population base of 100,000 in the CC/OHSPA where the proposed diagnostic cardiac catheterization equipment/service is to be located. Division of Health Planning and Resource Development population projections shall be used.**
- 197.02 Minimum Procedures: An applicant proposing the establishment of diagnostic cardiac catheterization services only shall demonstrate that the proposed equipment/service utilization will be a minimum of 300 diagnostic cardiac catheterizations per year by its third year of operation.
- 197.03 Impact on Existing Providers: An applicant proposing to acquire or otherwise control diagnostic cardiac catheterization equipment and/or offer diagnostic cardiac catheterization services shall document that each existing unit, which is (a) in the CC/OHSPA and (b) within forty-five (45) miles of the applicant, has been utilized for a minimum of 450 procedures (both diagnostic and therapeutic) per year for the two most recent years as reflected in data supplied to and/or verified by the Mississippi Department of Health. No hospital owned and/or operated by the state or its agencies shall be considered an existing unit in the CC/OHSPA under this section. The Mississippi Department of Health may collect and consider any additional information it deems essential, including information regarding access to care, to render a decision regarding any application.
- 197.04 Staffing Standards: The applicant shall document that it has, or can obtain, the ability to administer the proposed services, provide sufficiently trained and experienced professional staff, and evaluate the performance of the programs. Mississippi Department of Health staff shall use guidelines presented in Optimal Resources for Examination of the Heart and Lungs: Cardiac Catheterization and Radiographic Facilities, published under the auspices of the Inter-Society Commission for Heart Disease Resources, as resource materials when reviewing these items in an application.
- 197.05 Staff Residency: The applicant shall certify that medical staff performing diagnostic cardiac catheterization procedures shall reside within forty-five (45) minutes normal driving time of the facility.
- 197.06 Recording and Maintenance of Data: Applicants shall provide, as required under licensure standards, written assurance that they will record and maintain utilization data for diagnostic cardiac catheterization procedures (e.g., morbidity data, number of diagnostic cardiac catheterization procedures performed, and mortality data, all reported by race, sex, and payor status) and make such data available to the Mississippi Department of Health annually.

- 197.07 **Referral Agreement:** An applicant proposing the establishment of diagnostic cardiac catheterization services only shall document that a formal referral agreement with a facility for the provision of emergency cardiac services (including open-heart surgery) will be in place and operational at the time of the inception of cardiac catheterization services.
- 197.08 **Patient Selection:** An applicant proposing to provide diagnostic cardiac catheterization services must (a) delineate the steps which will be taken to insure that high-risk or unstable patients are not catheterized in the facility, and (b) certify that therapeutic cardiac catheterization services will not be performed in the facility unless and until the applicant has received CON approval to provide therapeutic cardiac catheterization services.
- 197.09 **Regulatory Approval:** Before utilizing or providing the equipment or service, the applicant desiring to provide the diagnostic cardiac catheterization equipment or service shall have CON approval or written evidence that the equipment or service is exempt from CON approval as determined by the Mississippi Department of Health. Each specified piece of equipment must be exempt from or have CON approval.

198 Certificate of Need Criteria and Standards for the Acquisition or Otherwise Control of Therapeutic Cardiac Catheterization Equipment and/or the Offering Of Therapeutic Cardiac Catheterization Services

The Mississippi Department of Health will review applications for a Certificate of Need for the acquisition or otherwise control of therapeutic cardiac catheterization equipment and/or the offering of therapeutic cardiac catheterization services under the applicable statutory requirements of Sections 41-7-173, 41-7-191, and 41-7-193, Mississippi Code of 1972, as amended. The MDH will also review applications for Certificate of Need according to the general criteria listed in the Mississippi Certificate of Need Review Manual; all adopted rules, procedures and plans of the Mississippi Department of Health; and the specific criteria and standards listed below.

The acquisition or otherwise control of therapeutic cardiac catheterization equipment is reviewable if the equipment costs exceed \$1,500,000. The offering of therapeutic cardiac catheterization services is reviewable if the proposed provider has not provided those services on a regular basis within the period of twelve (12) months prior to the time such services would be offered.

- 198.01 Need Criterion: The applicant shall document a minimum population base of 100,000 in the CC/OHSPA where the proposed therapeutic cardiac catheterization equipment/service is to be located. Division of Health Planning and Resource Development population projections shall be used.**
- 198.02 **Minimum Procedures:** An applicant proposing the establishment of therapeutic cardiac catheterization services shall demonstrate that the proposed equipment/service utilization will be a minimum of 450 cardiac catheterizations,

both diagnostic and therapeutic, per year by its third year of operation. An applicant proposing the establishment of therapeutic cardiac catheterization services who presently offers only diagnostic cardiac catheterization may include in its demonstration of a minimum of 450 cardiac catheterizations per year the number of diagnostic catheterizations that it performs.

- 198.03 Impact on Existing Providers: An applicant proposing to acquire or otherwise control therapeutic cardiac catheterization equipment and/or offer therapeutic cardiac catheterization services shall document that each existing unit which is (a) in the CC/OHSPA and (b) within 45 miles of the applicant, has been utilized for a minimum of 450 procedures (both diagnostic and therapeutic) per year for the two most recent years as reflected in data supplied to and/or verified by the Mississippi Department of Health. No hospital owned and/or operated by the state or its agencies shall be considered an existing unit in the CC/OHSPA under this section. The Mississippi Department of Health may collect and consider any additional information it deems essential, including information regarding access to care, to render a decision regarding any application.
- 198.04 Staffing Standards: The applicant shall document that it has, or can obtain, the ability to administer the proposed services, provide sufficiently trained and experienced professional staff, and evaluate the performance of the programs. Mississippi Department of Health staff shall use guidelines presented in *Optimal Resources for Examination of the Heart and Lungs: Cardiac Catheterization and Radiographic Facilities*, published under the auspices of the Inter-Society Commission for Heart Disease Resources, as resource materials when reviewing these items in an application.
- 198.05 Staff Residency: The applicant shall certify that medical staff performing therapeutic cardiac catheterization procedures shall reside within forty-five (45) minutes normal driving time of the facility.
- 198.06 Recording and Maintenance of Data: Applicants shall provide, as required under licensure standards, written assurance that they will record and maintain separate utilization data for diagnostic and therapeutic cardiac catheterization procedures (e.g., morbidity data, number of diagnostic and therapeutic cardiac catheterization procedures performed and mortality data, all reported by race, sex and payor status) and make that data available to the Mississippi Department of Health annually.
- 198.07 Open-Heart Surgery: An applicant proposing the establishment of therapeutic cardiac catheterization services shall document that open-heart surgery services are available or will be available on-site where the proposed therapeutic cardiac catheterization services are to be offered before such procedures are performed.
- 198.08 Regulatory Approval: Before utilizing or providing the equipment or service, the applicant desiring to provide the cardiac catheterization equipment or service shall have CON approval or written evidence that the equipment or service is

exempt from CON approval as determined by the Mississippi Department of Health. Each specified piece of equipment must be exempt from or have CON approval.

- 198.09 Applicants Providing Diagnostic Catheterization Services: An applicant proposing the establishment of therapeutic cardiac catheterization services, who is already an existing provider of diagnostic catheterization services, shall demonstrate that its diagnostic cardiac catheterization unit has been utilized for a minimum of 300 procedures per year for the two most recent years as reflected in the data supplied to and/or verified by the Mississippi Department of Health.

199 Policy Statement Regarding Certificate of Need Applications For the Acquisition of Open-Heart Surgery Equipment and/or the Offering of Open-Heart Surgery Services

- 199.01 Service Areas: The need for open-heart surgery equipment/services shall be determined using the seven designated Cardiac Catheterization/Open-Heart Surgery Planning Areas (CC/OHSPAs) presented in this chapter of the Plan. Map XI-2 shows the CC/OHSPAs.
- 199.02 CC/OHSPA Need Determination: The need for open-heart surgery equipment/services within a given CC/OHSPA shall be determined independently of all other CC/OHSPAs.
- 199.03 Pediatric Open-Heart Surgery: Because the number of pediatric patients requiring open-heart surgery is relatively small, the provision of open-heart surgery for neonates, infants, and young children shall be restricted to those facilities currently providing the service.
- 199.04 Present Utilization of Open-Heart Surgery Equipment/Services: The Mississippi Department of Health shall consider utilization of existing open-heart surgery equipment/services and the presence of valid CONs for open-heart surgery equipment/services within a given CC/OHSPA when reviewing CON applications. The MDH shall not consider utilization of equipment/services at any hospital owned and/or operated by the state or its agencies when reviewing CON applications. The Mississippi Department of Health may collect and consider any additional information it deems essential, including information regarding access to care, to render a decision regarding any application.
- 199.05 CON Application Analysis: At its discretion, the Department of Health may use market share analysis and other methodologies in the analysis of a CON application for the acquisition or otherwise control of open-heart surgery equipment and/or the offering of open-heart surgery services. The Department shall not rely upon market share analysis or other statistical evaluations if they are found inadequate to address access to care concerns.
- 199.06 Minimum CC/OHSPA Population: A minimum population base of 100,000 in a CC/OHSPA (as projected by the Division of Health Planning and Resource

Development) is required before such equipment/services may be considered. The total population within a given CC/OHSPA shall be used when determining the need for services. Population outside an applicant's CC/OHSPA will be considered in determining need only when the applicant submits adequate documentation acceptable to the Mississippi Department of Health, such as valid patient origin studies.

- 199.07 Minimum Caseload: Applicants proposing to offer adult open-heart surgery services must be able to project a caseload of at least 150 open-heart surgeries per year.
- 199.08 Residence of Medical Staff: Open-heart surgery must be under the control of and performed by personnel living and working within the specific hospital area. No site shall be approved for the provision of services by traveling teams.

200 Certificate of Need Criteria and Standards for the Acquisition or Otherwise Control of Open-Heart Surgery Equipment and/or the Offering of Open-Heart Surgery Services

The Mississippi Department of Health will review applications for a Certificate of Need for the acquisition or otherwise control of open-heart surgery equipment and/or the offering of open-heart surgery services under the applicable statutory requirements of Sections 41-7-173, 41-7-191, and 41-7-193, Mississippi Code of 1972, as amended. The MDH will also review applications for Certificate of Need according to the general criteria listed in the Mississippi Certificate of Need Review Manual; all adopted rules, procedures and plans of the Mississippi Department of Health; and the specific criteria and standards listed below.

The acquisition or otherwise control of open-heart surgery equipment is reviewable if the equipment cost in excess of \$1,500,000. The offering of open-heart surgery services is reviewable if the proposed provider has not provided those services on a regular basis within twelve (12) months prior to the time such services would be offered.

200.01 Need Criterion: The applicant shall document a minimum population base of 100,000 in the CC/OHSPA where the proposed open-heart surgery equipment/service is to be located. Division of Health Planning and Resource Development population projections shall be used.

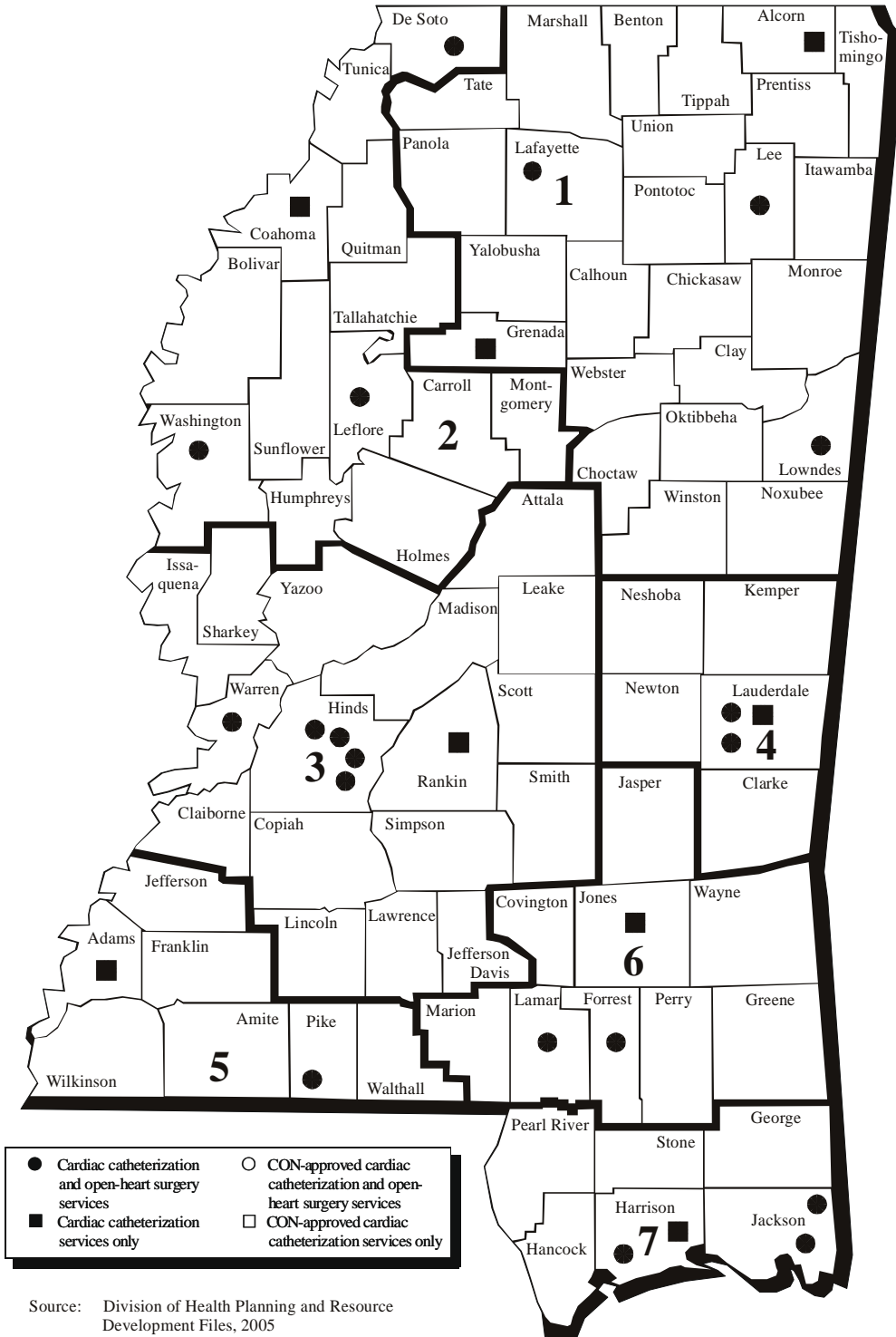
200.02 Minimum Procedures: The applicant shall demonstrate that it will perform a minimum of 150 open-heart surgeries per year by its third year of operation.

200.03 Impact on Existing Providers: An applicant proposing to acquire or otherwise control open-heart surgery equipment and/or offer open-heart surgery services shall document that each facility offering open-heart surgery services which is (a) in the CC/OHSPA and (b) within 45 miles of the applicant, has performed a minimum of 150 procedures per year for the two most recent years as reflected in data supplied to and/or verified by the Mississippi Department of Health. No hospital owned and/or operated by the state or its agencies shall be considered

an existing unit in the CC/OHSPA under this section. The Mississippi Department of Health may collect and consider any additional information it deems essential, including information regarding access to care, to render a decision regarding any application.

- 200.04 Staffing Standards: The applicant shall document that it has, or can obtain, the ability to administer the proposed services, provide sufficiently trained and experienced professional staff, and evaluate the performance of the programs. Department of Health staff shall use guidelines presented in Optimal Resources for Examination of the Heart and Lungs: Cardiac Catheterization and Radiographic Facilities, published under the auspices of the Inter-Society Commission for Heart Disease Resources, and Guidelines and Indications for Coronary Artery Bypass Graft Surgery: A Report of the American College of Cardiology/American Heart Association Task Force on Assessment of Diagnostic and Therapeutic Cardiovascular Procedures (Subcommittee on Coronary Artery Bypass Graft Surgery), published under the auspices of the American College of Cardiology, as resource materials when reviewing these items in an application.
- 200.05 Staff Residency: The applicant shall certify that medical staff performing open-heart surgery procedures shall reside within forty-five (45) minutes normal driving time of the facility. The applicant shall document that proposed open-heart surgery procedures shall not be performed by traveling teams.
- 200.06 Recording and Maintenance of Data: Applicants shall provide, as required under licensure standards, written assurance that they will record and maintain utilization data for open-heart surgeries (e.g., morbidity data, number of open-heart surgeries performed and mortality data, all reported by race, sex and payor status) and make such data available to the Mississippi Department of Health annually.
- 200.07 Regulatory Approval: Before utilizing or providing the equipment or service, the applicant desiring to provide the open-heart surgery equipment or service shall have CON approval or written evidence that the equipment or service is exempt from CON approval as determined by the Mississippi Department of Health. Each specified piece of equipment must be exempt from or have CON approval.

Map XI - 2 Cardiac Catheterization/Open-Heart Surgery Planning Areas (CC/OHSPA) and Location of Existing/CON-Approved Services



Chapter 12 Habilitation and Rehabilitation Services

201 Comprehensive Medical Habilitation and Rehabilitation Services

201.01 Habilitation Services

Habilitation defines the coordinated use of medical, social, educational, and vocational measures to train individuals born with limitations in functional ability. This contrasts with retraining people who have lost abilities due to disease or injuries, which involves rehabilitation. The Blair E. Batson Children's Hospital (BEBCH) at the University of Mississippi Medical Center serves as the primary facility in Mississippi providing both habilitation and rehabilitation services for physically and developmentally disabled children, adolescents through 20 years of age, and adults. The hospital contains 98 beds, 25 of which are licensed as comprehensive medical rehabilitation inpatient beds.

201.02 Rehabilitation Services

Fifty-six Mississippi certified rehabilitation agencies offer various services, such as physical therapy, speech therapy, and social services, on an outpatient basis. Other facilities offer comprehensive medical rehabilitation (CMR) services, defined as intensive care providing a coordinated multidisciplinary approach to patients with severe physical disabilities that require an organized program of integrated services. Level I facilities offer a full range of CMR services to treat disabilities such as spinal cord injury, brain injury, stroke, congenital deformity, amputations, major multiple trauma, polyarthritis, fractures of the femur, and neurological disorders, including multiple sclerosis, cerebral palsy, muscular dystrophy, Parkinson's Disease, and others. Level II facilities offer CMR services to treat disabilities other than spinal cord injury, congenital deformity, and brain injury.

Seven hospital-based units offer Level I CMR services and eight hospital-based units offer Level II limited CMR services; one additional hospital has received CON authority to provide Level II CMR services. Mississippi's Level I CMR units are located at Baptist Memorial Hospital-DeSoto in Southaven, Delta Regional Medical Center in Greenville, Forrest General Hospital in Hattiesburg, Memorial Hospital at Gulfport, Mississippi Methodist Rehabilitation Center in Jackson, North Mississippi Medical Center in Tupelo, and University Hospital and Clinics in Jackson

Level II CMR units are located at Baptist Memorial Hospital-North Mississippi in Oxford, Greenwood Leflore Hospital in Greenwood, Magnolia Regional Medical Center in Corinth, Natchez Regional Medical Center in Natchez, Northwest Mississippi Regional Medical Center in Clarksdale, Riley Memorial Hospital in Meridian, River Region Health Systems in Vicksburg, and Southwest Mississippi Medical Center in McComb. Singing River Hospital in Pascagoula has received CON authority to provide Level II CMR services.

Tables XII-1 and XII-2 list bed capacity, discharges, average lengths of stay, and occupancy rates of Mississippi's Level I and Level II comprehensive medical rehabilitation units, respectively. Map XII-1 at the end of this chapter shows the location of these units. Table XII-3 outlines the need for CMR beds.

Table XII-1
Hospital-Based Level I CMR Units
 FY 2004

Facility	Number of Beds	Number of Discharges	Average Length of Stay	Occupancy Rate
North Miss Medical Center*	30	631	14.51	83.21
Baptist Memorial Hospital - DeSoto	30	310	13.14	37.19
Delta Regional Medical Center**	24	416	11.78	55.92
University Hospital & Clinics	25	442	14.08	68.02
Miss Methodist Rehab Center	80	1,684	13.10	75.84
Forrest General Hospital	20	494	11.90	80.14
Memorial Hospital at Gulfport	33	511	16.23	68.68
TOTALS	242	4,488	13.50	68.72

Source: Application for Renewal of Hospital License for Calendar Year 2005

* CON approval for 60 beds

** CON approval for 32 beds

Table XII-2
Hospital-Based Level II CMR Units
 FY 2004

Facility	Number of Beds	Number of Discharges	Average Length of Stay	Occupancy Rate
Baptist Memorial Hospital - North Miss	13	160	14.12	48.34
Magnolia Regional Health Center	13	161	7.47	27.61
Northwest Miss Regional Medical Center	14	57	9.35	14.26
Greenwood Leflore Hospital	20	342	11.80	55.51
River Region Health System	25	380	11.67	49.55
Riley Memorial Hospital	20	410	12.23	69.78
Natchez Regional Medical Center	20	308	11.51	47.90
Singing River Hospital	20	CON	CON	CON
Southwest Miss Regional Medical Center	20	230	12.88	40.52
TOTALS	165	2,048	11.71	45.67

Source: Application for Renewal of Hospital License for Calendar Year 2005

201.03 Rehabilitation Reimbursement

The Medicare program reimburses inpatient rehabilitation services based on a patient's diagnostic classification. This payment methodology resembles the diagnostic related groups (DRG) reimbursement system used for medical/surgical hospitals. Rehabilitation facilities usually have patient mix populations of more than 50 percent Medicare. With the strict controls and regulations of the Medicare program, a facility may have large disallowances of Medicare billings. Such disallowances can damage a facility's cash flow position - especially if it cannot pass the costs on to other payors and must write them off as charity care. Despite this problem, however, no indications exist that Medicare patients are hindered in obtaining inpatient rehabilitation services.

A different situation exists for patients who must depend solely on Medicaid coverage. Medicaid limits adult patients to 30 days of inpatient hospital stay per year. A 30-day inpatient stay for long-term rehabilitative care would leave no eligible days for an acute care hospital stay should the need arise.

Mississippi's Medicaid program allows unlimited hospital days for eligible persons under the age of 21 that physicians identify as requiring medically necessary diagnostic and treatment services, including habilitation and rehabilitation. The state program implemented this change in 1990, following congressional legislation to ensure the availability of early and periodic screening, diagnosis, and treatment (EPSDT) services for Medicaid-eligible children.

202 Other Habilitation and Rehabilitation Providers

202.01 Comprehensive Outpatient Rehabilitation Facilities (CORF)

The acronym "CORF" is a Medicare reimbursement term. Comprehensive Outpatient Rehabilitation Facilities actually operate under various names and may be public or private institutions and non-profit or for-profit. They provide diagnostic, therapeutic, and restorative services to outpatients and meet specified federal Medicare conditions of participation. Medicare certified CORFs provide physician services, physical therapy, occupational therapy, respiratory therapy, prosthetic/orthotic services, psychological services, rehabilitation nursing, speech pathology, and social work/counseling. CORFs have the ability to carry out a treatment plan for each patient under one roof, ensuring timely and cost-effective treatment. Six Medicare-certified CORFs operate in Mississippi.

202.02 Mississippi Department of Health Children's Medical Program

The Children's Medical Program (CMP) provides medical and surgical assistance to low and middle income families of children with eligible special health-care needs. Eligibility for program participation depends upon diagnosis, anticipated level of care required, and family income. Services may include: medical and surgical, nursing, nutritional, social, developmental,

pharmaceutical, feeding, durable medical equipment, physical therapy, occupational therapy, speech therapy, case management, care coordination, and informational and referral services. Eligible medical conditions may include:

- * Spina Bifida
- * Hydrocephalus
- * Cerebral Palsy
- * Orthopedic Problems (non-traumatic)
- * Congenital Heart Problems Requiring Surgery
- * Head and Neck Deformities
- * Cleft Palate
- * Seizure Disorders
- * Urinary and Intestinal System Defects Requiring Surgery

Services are also provided through special programs for patients diagnosed with hemophilia, cystic fibrosis, sickle cell disease, and adenoleukodystrophy. The program provides services to children from birth to age 20 who have certain chronic problems requiring repeated surgical interventions and/or long-term follow-up.

Blake Clinic for Children, located in Jackson, Mississippi, is the program's principle multi-specialty facility. The program coordinates pediatric multi-specialty services through the University of Mississippi Medical Center and other state-wide specialists. County Health Departments provide community-based follow-up and satellite specialty clinics.

203 First Steps Early Intervention System for Infants and Toddlers with Disabilities

The Mississippi Department of Health serves as the lead agency for the First Steps Early Intervention System for Infants and Toddlers with Disabilities. This interagency program coordinates services among many agencies to help meet the developmental needs of young children with mental or physical conditions causing disability. The system follows the design of federal regulations under Part C of the Individuals with Disabilities Education Act. In September 1994, Mississippi used federal and state agency funds to fully implement the statewide system as an entitlement for children with disabilities and their families.

State and federal laws mandate this seven-agency collaborative system to identify all children with developmental needs and to provide services for them and their families. As the lead agency, MDH serves as the single point of intake for the system and coordinates

services through staff positions distributed according to need in all nine public health districts. District early intervention system coordinators supervise these service coordinators and work to maintain and expand the service provider network through local interagency coordination councils.

A database of all children referred to the system supplies service tracking, monitoring, and demographic information used for resource allocation. Early intervention services are provided by individual private providers, agencies, and local programs. MDH serves as the payor of last resort to reimburse providers for needed services if no other payment source was identified.

204 Early Hearing Detection and Intervention in Mississippi

Early Hearing Detection and Intervention in Mississippi (EHDI-M) functions as part of the First Steps Infant and Toddler Early Intervention Program. EHDI-M seeks to ensure that all Mississippi neonates born with a congenital hearing impairment are identified through an appropriate hearing screen testing prior to hospital discharge. The EHDI-M program strives to provide appropriate family-centered diagnostic audiological assessment/evaluation and amplification to ensure that all hearing impaired infants receive developmentally appropriate early intervention in accordance with parents' informed choice.

205 Mississippi Department of Rehabilitation Services

The Mississippi Department of Rehabilitation Services (MDRS) divides its operations into the Office of Vocational Rehabilitation, Office of Vocational Rehabilitation for the Blind, Office of Special Disability Programs, Office of Disability Determination Services, and Office of Support Services.

206 Office of Vocational Rehabilitation

The Office of Vocational Rehabilitation (OVR) assists physically or mentally disabled individuals of employment age who meet the following criteria: (1) the individual must have a physical or mental impairment that substantially hinders employment; and (2) the individual must have the potential of getting and keeping a job as a result of vocational rehabilitation. No financial criteria for acceptance exist. OVR provides the services necessary to help eligible individuals achieve employment. Once eligibility has been established, the client and counselor develop an Individual Plan for Employment (IPE). Services include vocational evaluation, personal and work adjustment, educational assistance, assistive technology, physical restoration, and job placement - all designed to enhance employability for the client.

Several federally funded grant programs offer a number of specialized vocational rehabilitation service programs through the OVR. The Mississippi Partners for Informed Choice (M-PIC) program provides all Social Security Administrative (SSA) beneficiaries with disabilities (including transition-to-work aged youth) access to benefits planning and assistance services. The goal of the M-PIC program is to better enable SSA beneficiaries with disabilities to make informed choices about work. The Mississippi Youth Transition

Innovations Project (MYTI) is an innovative transition process for students 10 to 25 years old currently receiving Childhood Disability Benefits, Supplemental Security Income (SSI), Social Security Disability Insurance (SSDI), and youth at risk of receiving these benefits. The MYTI project provides services to help these students maximize their economic self-sufficiency as they transition from school to work through the elimination of barriers, the development of natural and new/innovative supports, and through the collaboration of resources. Project START's mission is to ensure the provision of appropriate Technology-Related services for Mississippians with disabilities by increasing the awareness of and access to assistive technology and by helping the existing service systems to become more consumer responsive so that all Mississippians with disabilities will receive appropriate Technology-Related services and devices. Through specialized programs and grants, OVR also provides services that maximize the ability of each individual to participate in the community.

OVR operates AbilityWork, Inc., a statewide system of community rehabilitation programs, to provide clients vocational assessment, adjustment services, job training, and actual work experience. An Employability Skills Training Program, housed at each AbilityWorks location, works with the OVR counselor to help clients with job readiness skills, resume writing, interviewing techniques, and arranging real interviews or job tryout situations. The office has developed a statewide job development and placement program designed to enhance employment outcomes for clients.

OVR provides assistive technology specialists trained in barrier removal, accessibility laws and guidelines, job site modification, and specific assistive devices. These personnel assist employers, clients, service providers, and other interested parties to help persons with disabilities access their environment.

OVR employs rehabilitation transition counselors to work directly with secondary education students to help make the transition from high school to work. The Supported Employment (SE) program also offers specialized training and support services for the most severely disabled who have not attained competitive employment.

207 The Office of Special Disability Programs

The Office of Special Disability Programs (OSDP) distributes Title VII federal grant funds to provide Independent Living Services to assist individuals with the most severe impairments. Services include specialized medical equipment and supplies, home modifications, vehicle modifications, and other services indicated in the State Plan for Independent Living. Services offered will significantly assist the individual to improve their ability to function more independently in the home and community.

The Office of Special Disability Program administers other programs that provide Independent Living Services to individuals with the most severe impairments. The State Attendant Care Program within OSDP was created by the Legislature in 1985 to provide personal care services for people who are severely disabled. An attendant assisting in the home may mean that a person is able to live more independently, may become employable, or may become sufficiently independent to enable other family members to

work. In some cases, attendant care means the difference between a person being able to live at home and being institutionalized. In the long-term, this service is far less expensive than nursing home care and allows families to remain intact and functional.

In 1994, the Independent Living Waiver, a home and community based program, was implemented through a cooperative agreement with the Mississippi Division of Medicaid. MDRS provides state funds to match the federal share from the U.S. Department of Health and Human Services and the Center for Medicare and Medicaid Services (CMS). The Independent Living Waiver program assists severely orthopedically and/or neurologically impaired individuals who, except for the provision of personal care attendant services, would require the level of care provided in a nursing home. Individuals in this waiver must be capable of directing their own care and possess rehabilitative potential. Beneficiaries of this waiver must be Medicaid eligible as SSI recipients or meet the requirements of the handicapped coverage group which allows an income level up to 300 percent of the SSI federal benefit rate. The responsibility for the administration of the waiver lies with the Department of Rehabilitative Services. The Department, in addition to administering the waiver program, also provides case management services, using registered nurses and rehabilitation counselors who provide the necessary support for individuals in this waiver. The case managers are responsible for coordinating and monitoring personal care attendant services.

The Traumatic Brain Injury and Spinal Cord Injury Trust Fund Program (TBI/SCI) were established by the Mississippi Legislature. The goal of this targeted program is to enable individuals who are severely disabled by spinal cord injury or traumatic brain injury to resume activities of daily living and to reintegrate into the community with as much dignity and independence as possible. These funds are generated by assessment and surcharges on moving-traffic violations and violations of the Implied Consent Law.

The Traumatic Brain and Spinal Cord Injury Waiver program is a home and community based services program that is a partnership with the Mississippi Division of Medicaid. MDRS received approval from CMS in 2001 to implement the waiver. The program utilizes matching dollars from the Spinal Cord and Head Injury Trust Fund to match federal dollars to extend services to more individuals, specifically those with traumatic brain and spinal cord injuries. Services available under this waiver may include: case management, in-home nursing respite, in-community respite, institutional respite, attendant care services, environmental accessibility adaptations, and specialized medical equipment and supplies.

208 Office of Disability Determination Services

The Office of Disability Determination Services (DDS) determines medical eligibility of applicants for Social Security Disability Insurance and Supplemental Security Income (SSI) Disability to receive the assistance provided through these programs. DDS bases its decisions on medical reports and the criteria, standards, and regulations established by the U. S. Social Security Administration.

209 Office of Vocational Rehabilitation for the Blind

The Office of Vocational Rehabilitation for the Blind (OVRB) provides an array of specialized services to blind and visually impaired adults in Mississippi. These services include vocational and psychological evaluation, physical restoration, personal adjustment/ independent living training, transportation, college training, aids and appliances, counseling and guidance, supported employment, and job placement. Mississippi's per capita incidence of blindness exceeds that of the nation -- with an estimated 50 percent of such vision loss being preventable -- a fact that enhances the value of the OVRB program.

OVRB cooperates with various facilities to offer services. Examples include: Addie McBryde Rehabilitation Center, which primarily trains clients in adaptive skills for independent living; the REACH Center of Tupelo, which offers in-depth diagnostic and evaluative services to blind and severely disabled individuals; and Mississippi Industries for the Blind. OVRB also offers independent living services for elderly persons with legal blindness and persons with legal blindness and a significant secondary disability.

210 Mississippi State Department of Education

The Mississippi State Department of Education operates both the Mississippi School for the Blind and School for the Deaf. Legislative appropriations support both schools, requiring no tuition from parents or guardians.

210.01 Mississippi School for the Blind

The Mississippi School for the Blind (MSB) provides residential and day programs to enhance the intellectual, social, physical, and vocational development of visually impaired children and youth. MSB provides its students the training they need for the fullest possible participation in a sighted world. Campus-based instruction programs include elementary and secondary education, a Prevocational Program, a Deaf/Blind Program, and a Life Skills Program. Children may enroll in campus programs at five years of age and continue their matriculation until the age of 21. MSB served a total of 75 students on the main campus during School Year 2004-2005.

The curriculum for elementary and secondary education meets graduation standards set by the State Board of Education and includes core and elective courses compatible with those offered by most public schools. It also includes specialized courses which address the particular needs of visually impaired students. The Life Skills Program provides instruction for students who will not earn a regular academic diploma. This program emphasizes skill development and equips students for independent living in society.

The pre-vocational program addresses the needs of children with visual impairments and additional disabilities. The program strives to provide appropriate services and curricula that are designed to aid the students in reaching their highest potential for living and working as independently as possible within their local communities. The Deaf-Blind program delivers

appropriate services for those students with dual sensory impairment of vision and hearing.

Other services MSB offers include the Jackson Central Lions Low Vision Clinic and the Mississippi Instructional Resources Center. The Low Vision Clinic provides consultative services for any child in Mississippi between the ages of birth and 21 years. The child must be a legal resident of the state and have a vision problem that cannot be corrected by prescription lenses alone. The program provides visual evaluation, loans for low vision aids, training and follow-up support in using these aids, and vision reports giving specific suggestions for parents and teachers. During the 2004-2005 school year, the Clinic served more than 170 students who were not enrolled at MSB. These students were from counties throughout Mississippi.

MSB also provides a Preschool/Homebased Early Intervention Program for any eligible child between birth and the age of five. The program provides services in the home, at no cost to the family, with the goal of properly preparing the visually impaired child for entrance into a classroom setting. Four certified vision teachers served 65 children during 2004-2005.

Through its Mississippi Instructional Resources Center, MSB provides large print and Braille textbooks to visually impaired students enrolled in public and private schools throughout the state. The Center served 205 students residing in 85 different school districts during the 2004-2005 school year.

The Outreach Program provides inservice training to teachers, teaching assistants, administrators, and other service providers of local school districts and agencies. During the 2003-2004 school year, individuals from 13 school districts or agencies were served. Additionally, MSB provides informational training as part of community services training offered by various medical training programs in the Jackson area. The Program served 280 individuals in school year 2004-2005.

The MSB not only provides for the education of its students, but also provides housing, meals, and basic health care for those students who live in the dormitories. Every effort is made to assure a pleasant home-like atmosphere in the attractive new dormitories. Students are under the supervision of Residential Education Parents. Senior level students spend at least one semester in the independent living house, which allows them to experience more real life situations and helps to foster decision-making and independent living.

Students have opportunities to participate in and enjoy a variety of activities, both on the campus and at other locations in and near Jackson. Favorite after-school activities of MSB students include skating, shopping, playing, and attending sports activities. Parties and other programs are provided for each special occasion, many through the efforts of volunteer organizations and friends.

210.02 Mississippi School for the Deaf

The Mississippi School for the Deaf (MSD) provides all hearing impaired students an opportunity to reach their fullest potential educationally, physically, socially, emotionally, and vocationally. Students reach this goal through involvement in academic, vocational, residence, and support service programs. MSD attains this goal by helping the hearing impaired student overcome communication barriers.

MSD provides a residential/day school setting to serve the educational needs of hearing impaired students from birth to age 21. Students from birth through three years of age receive services in their homes through the Ski-Hi program, which prepares hearing impaired children for entrance into a classroom. Twenty-seven students participated in the program during 2004-2005. The pre-school/kindergarten program serves students from three through six years of age. Seven students participated in this program during 2004-2005.

MSD enrollment during 2004-2005 included 51 students in the elementary school program, 44 students in the junior high school program, and 43 students in the high school program. Placement of students within the academic program depends on communication and academic ability rather than age. Therefore, the transition ages within the academic and residence programs may differ among students.

High school students may pursue vocational, academic, or certificate programs. Vocational students receive certification in the chosen area upon completion of requirements. The vocational programs involved 43 students during 2004-2005. Programs include graphic and print communications, food services, grounds maintenance/horticulture, and business technology.

Academic programs follow State Department of Education guidelines. MSD follows a state testing program, coordinated by the Academic Guidance Counselor, which provides information concerning a student's academic ability in comparison with hearing-impaired students.

The residence program provides development of study skills, set study hours, development of social skills, and development of communication skills. Most students come from homes where family members have little or no formal signing skills. The school also provides a student work program which gives students the opportunity to work for local businesses. The student receives compensation and gets a better insight into the world of work.

Both the residence and academic programs use a support services program, which provides assessment, speech, audiology, social welfare, and counseling services. A special coordinator helps each student through an Individualized Educational Program and encourages parents to become actively involved in their child's education.

MSD provides students the opportunity to participate in such activities as Student Council, yearbook committee, and various clubs. The school also offers an athletic program based on requirements of the Mississippi High School Activities Association and including football, basketball, track, cheerleading, and volley ball.

211 The Need for Comprehensive Medical Rehabilitation Services

A total of 280 Level I (242 set up and staffed beds) and 165 Level II rehabilitation beds are operational or have CON approval in Mississippi. Map XII-1 at the end of this chapter shows the location of all CMR facilities in the state. The state as a whole serves as a single service area when determining the need for comprehensive medical rehabilitation beds/services. Based on the bed need formula found in the criteria and standards section of this chapter, Mississippi is currently over-bedded by 31 Level I beds but needs 29 additional Level II CMR beds.

212 The Need for Children's Comprehensive Medical Rehabilitation Services

No universally accepted methodology exists for determining the need of children's comprehensive medical rehabilitation services. The bed need methodology in the previous section addresses need for all types of comprehensive medical rehabilitation beds, including those for children.

213 Certificate of Need Criteria and Standards for Comprehensive Medical Rehabilitation Beds/Services

Should the Mississippi Department of Health receive a Certificate of Need application regarding the acquisition and/or otherwise control of major medical equipment or the provision of a service for which specific CON criteria and standards have not been adopted, the application shall be deferred until the Department of Health has developed and adopted CON criteria and standards. If the Department has not developed CON criteria and standards within 180 days of receiving a CON application, the application will be reviewed using the general CON review criteria and standards presented in the Mississippi Certificate of Need Review Manual and all adopted rules, procedures, and plans of the Mississippi Department of Health.

214 Policy Statement Regarding Certificate of Need Applications for Comprehensive Medical Rehabilitation Beds/Services

214.01 Definition: Comprehensive Medical Rehabilitation Services provided in a freestanding comprehensive medical rehabilitation hospital or comprehensive medical rehabilitation distinct part unit are defined as intensive care providing a coordinated multidisciplinary approach to patients with severe physical disabilities that require an organized program of integrated services. These disabilities include: stroke, spinal cord injury, congenital deformity, amputation, major multiple trauma, fractures of the femur (hip fracture), brain injury, polyarthritis, including rheumatoid arthritis, or neurological disorders, including

multiple sclerosis, motor neuron disease, polyneuropathy, muscular dystrophy, and Parkinson's Disease.

- 214.02 Planning Areas: The state as a whole shall serve as a single planning area for determining the need of comprehensive medical rehabilitation beds/services.
- 214.03 Comprehensive Medical Rehabilitation Services:
- Level I - Level I comprehensive medical rehabilitation providers may provide treatment services for all rehabilitation diagnostic categories.
- Level II - Level II comprehensive medical rehabilitation providers may provide treatment services for all rehabilitation diagnostic categories except: (1) spinal cord injuries, (2) congenital deformity, and (3) brain injury.
- 214.04 CMR Need Determination: The Mississippi Department of Health shall determine the need for Level I comprehensive rehabilitation beds/services based upon a formula of 0.08 beds per 1,000 population for the state as a whole.
- The Mississippi Department of Health shall determine need for Level II comprehensive medical rehabilitation beds/services based upon a formula of 0.0623 beds per 1,000 population for the state as a whole. Table XII-1 shows the current need for comprehensive medical rehabilitation beds.
- 214.05 Present Utilization of Rehabilitation Services: When reviewing CON applications, the MDH shall consider the utilization of existing services and the presence of valid CONs for services.
- 214.06 Minimum Sized Facilities/Units: Freestanding comprehensive medical rehabilitation facilities shall contain not less than 60 beds. Hospital-based Level I comprehensive medical rehabilitation units shall contain not less than 20 beds. If the established formula reveals a need for more than ten beds, the MDH may consider a 20-bed (minimum sized) unit for approval. Hospital-based Level II comprehensive medical rehabilitation facilities are limited to a maximum of twenty (20) beds. New Level II rehabilitation units shall not be located within a forty-five (45) mile radius of any other CMR facility.
- 214.07 Expansion of Existing CMR Beds: Before any additional CMR beds, for which CON review is required, are approved for any facility presently having CMR beds, the currently licensed CMR beds at said facility shall have maintained an occupancy rate of at least 80 percent for the most recent 12-month licensure reporting period or at least 70 percent for the most recent two (2) years.
- 214.08 Priority Consideration: When reviewing two or more competing CON applications, the MDH shall use the following factors in the selection process, including, but not limited to, a hospital having a minimum of one hundred sixty (160) licensed acute care beds as of January 1, 2000; the highest average daily census of the competing applications; location of more than forty-five (45) mile

radius from an existing provider of comprehensive medical rehabilitation services; proposed comprehensive range of services; and the patient base needed to sustain a viable comprehensive medical rehabilitation service.

- 214.09 Children's Beds/Services: Should a CON applicant intend to serve children, the application shall include a statement to that effect.
- 214.10 Other Requirements: Applicants proposing to provide CMR beds/services shall meet all requirements set forth in CMS regulations as applicable, except where additional or different requirements, as stated in the State Health Plan or in the licensure regulations, are required. Level II comprehensive medical rehabilitation units are limited to a maximum size of twenty (20) beds and must be more than a forty-five (45) mile radius from any other Level I or Level II rehabilitation facility.
- 214.11 Enforcement: In any case in which the MDH finds a Level II Provider has failed to comply with the diagnosis and admission criteria as set forth above, the provider shall be subject to the sanctions and remedies as set forth in Section 41-7-209 of the Mississippi Code of 1972, as amended, and other remedies available to the MDH in law or equity.
- 214.12 Effective July 1, 1994, no health care facility shall be authorized to add any beds or convert any beds to another category of beds without a Certificate of Need under the authority of Section 41-7-191(1)(c), unless there is a projected need for such beds in the planning district in which the facility is located.
- 214.13 Effective March 4, 2003, if a health care facility has voluntarily delicensed some of its existing bed complement, it may later relicense some or all of its delicensed beds without the necessity of having to acquire a certificate of need. The Department of Health shall maintain a record of the delicensing health care facility and its voluntarily delicensed beds and continue counting those beds as part of the state's total bed count for health care planning purposes.

215 Certificate of Need Criteria and Standards for Comprehensive Medical Rehabilitation Beds/Services

The MDH will review applications for a CON for the establishment, offering, or expansion of comprehensive medical rehabilitation beds and/or services under the statutory requirements of Sections 41-7-173, 41-7-191, and 41-7-193, Mississippi Code 1972, Annotated, as amended. The MDH will also review applications for Certificate of Need according to the general criteria listed in the Mississippi Certificate of Need Review Manual; all adopted rules, procedures, and plans of the Mississippi Department of Health; and the specific criteria and standards listed below.

In addition, comprehensive rehabilitation services are reviewable if the proposed provider has not provided such services on a regular basis within twelve (12) months prior to the time such services would be offered. The twenty (20) bed hospital-based comprehensive medical rehabilitation facilities which are operational or approved on January 1, 2001,

are grandfathered and shall not be required to obtain a Certificate of Need as long as the services are provided continuously by those facilities and are limited to the diagnoses set forth below for Level II comprehensive medical rehabilitation facilities.

215.01 Need Criterion:

1. **New/Existing Comprehensive Medical Rehabilitation Beds/Services:** The need for Level I comprehensive medical rehabilitation beds in the state shall be determined using a methodology of 0.08 beds per 1,000 population. The state as a whole shall be considered as a single planning area.

The need for Level II comprehensive medical rehabilitation beds in the state shall be determined using a methodology of 0.0623 comprehensive medical rehabilitation beds per 1,000 population. The state as a whole shall be considered a planning area.

2. **Projects which do not involve the addition of any CMR beds:** The applicant shall document the need for the proposed project. Documentation may consist of, but is not necessarily limited to, citing of licensure or regulatory code deficiencies, institutional long-term plans (duly adopted by the governing board) recommendations made by consultant firms, and deficiencies cited by Accreditation Agencies (JCAHO, CAP).
3. **Projects which involve the addition of beds:** The applicant shall document the need for the proposed project. Exception: Notwithstanding the service specific need requirements as stated in "a" above, the MDH may approve additional beds for facilities which have maintained an occupancy rate of at least 80 percent for the most recent 12-month licensure reporting period or at least 70 percent for the most recent two (2) years.
4. **Level II Trauma Centers:** The applicant shall document the need for the proposed CMR project. Exception: Notwithstanding the forty-five (45) mile radius distance requirement from an existing CMR provider, the MDH may approve the establishment of a 20-bed Level II CMR unit for any hospital without CMR beds which holds Level II Trauma care designation on July 1, 2003, as well as on the date the Certificate of Need application is filed.

215.02 Applicants proposing to establish Level I comprehensive medical rehabilitation services shall provide treatment and programs for one or more of the following conditions:

1. stroke,
2. spinal cord injury,

3. congenital deformity,
4. amputation,
5. major multiple trauma,
6. fractures of the femur (hip fracture),
7. brain injury,
8. polyarthritis, including rheumatoid arthritis, or
9. neurological disorders, including multiple sclerosis, motor neuron disease, polyneuropathy, muscular dystrophy, and Parkinson's Disease.

Applicants proposing to establish Level II comprehensive medical rehabilitation services shall be prohibited from providing treatment services for the following rehabilitation diagnostic categories: (1) spinal cord injury, (2) congenital deformity, and (3) brain injury.

Facilities providing Level I and Level II comprehensive medical rehabilitation services shall include on their Annual Report of Hospitals submitted to the MDH the following information: total admissions, average length of stay by diagnosis, patient age, sex, race, zip code, payor source, and length of stay by diagnosis.

215.03 Staffing and Services

1. Freestanding Level I Facilities
 - a. Shall have a Director of Rehabilitation who:
 - i. provides services to the hospital and its inpatient clientele on a full-time basis;
 - ii. is a Doctor of Medicine or Osteopathy licensed under state law to practice medicine or surgery; and
 - iii. has had, after completing a one-year hospital internship, at least two years of training in the medical management of inpatients requiring rehabilitation services.
 - b. The following services shall be provided by full-time designated staff:
 - i. speech therapy
 - ii. occupational therapy
 - iii. physical therapy

- iv. social services
 - c. Other services shall be provided as required, but may be by consultant or on a contractual basis.
2. Hospital-Based Units
- a. Both Level I and Level II hospital-based units shall have a Director of Rehabilitation who:
 - i. is a Doctor of Medicine or Osteopathy licensed under state law to practice medicine or surgery;
 - ii. has had, after completing a one-year hospital internship, at least two years of training or experience in the medical management of inpatients requiring rehabilitation services; and
 - iii. provides services to the unit and its inpatients for at least 20 hours per week.
 - b. The following services shall be available full time by designated staff:
 - i. physical therapy
 - ii. occupational therapy
 - iii. social services
 - c. Other services shall be provided as required, but may be by consultant or on a contractual basis.

216 Certificate of Need Criteria and Standards for Children's Comprehensive Medical Rehabilitation Beds/Services

Until such time as specific criteria and standards are developed, the MDH will review CON applications for the establishment of children's comprehensive medical rehabilitation services under the general criteria and standards listed in the Mississippi Certificate of Need Review Manual in effect at the time of submission of the application, and the preceding criteria and standards listed.

217 Comprehensive Medical Rehabilitation Bed Need Methodology

The determination of need for Level I CMR beds/services will be based on .08 beds per 1,000 population in the state as a whole for the year 2010. Table XII-3 presents Level I CMR bed need.

The determination of need for Level II CMR beds/services will be based on 0.0623 beds per 1,000 population in the state as a whole for the year 2005. Table XII-3 presents Level II CMR bed need.

Table XII-3
Comprehensive Medical Rehabilitation Bed Need
 2010

Level	Estimated Population 2010	Number Licensed/CON-Approved CMR Beds	Number of CMR Beds Needed	Difference
Level I	3,118,171	280	249	-31
Level II	3,118,171	165	194	29

Source: Applications for renewal of hospital license for Calendar Year 2005. *Mississippi Population Projections 2005, 2010, 2015*. Center for Policy Research and Planning, Mississippi Institute of Higher learning

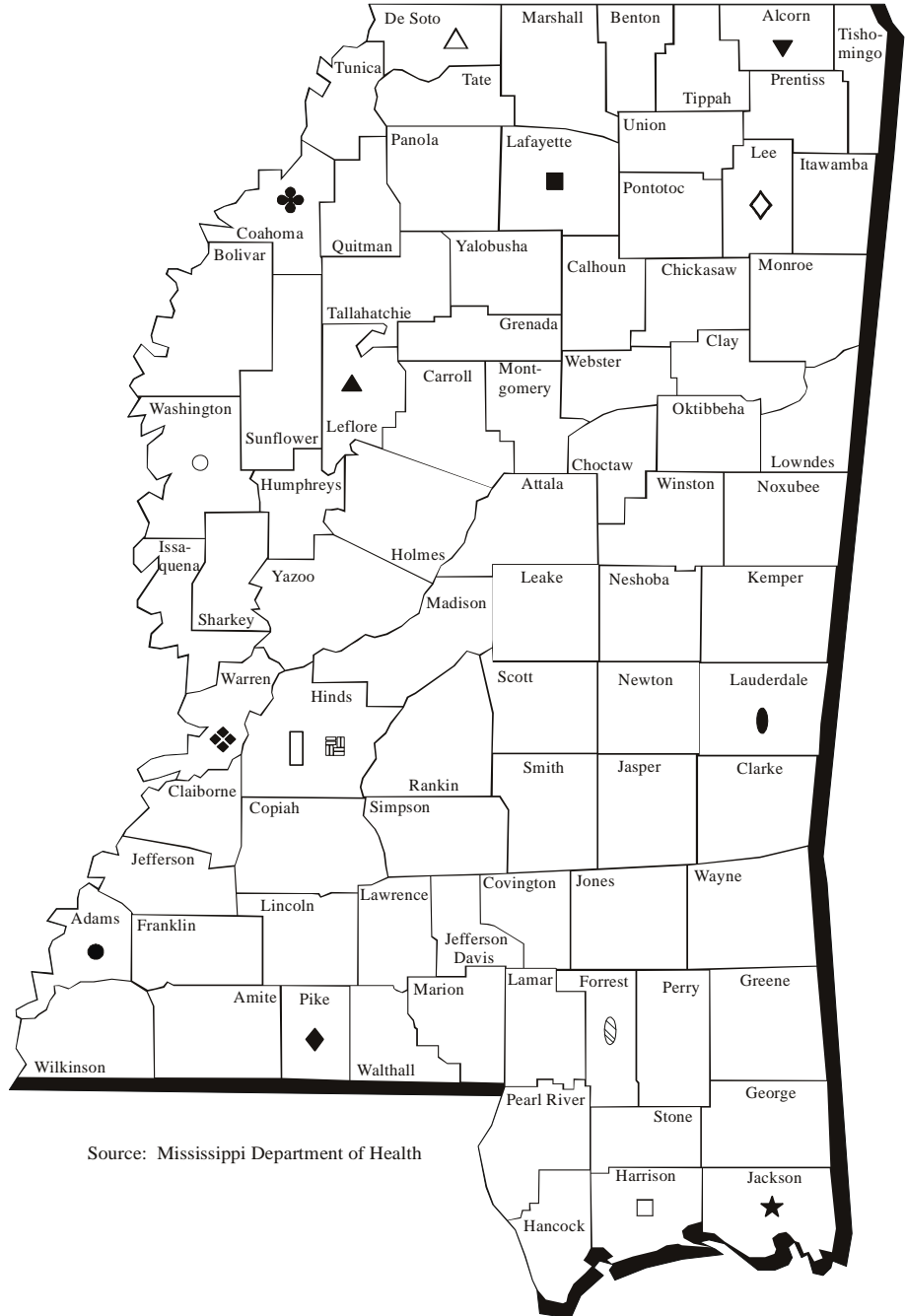
Map XII - 1 Location of Comprehensive Medical Rehabilitation Facilities Level I and Level II

Level I

- △ Baptist Memorial Hospital
DeSoto County
30 Bed Unit
- ▭ Blair E. Batson
Children's Hospital at UMC
25 Bed Unit
- Delta Medical Center
24 Bed Unit
- ◌ Forrest General Hospital
20 Bed Unit
- Memorial Hospital at Gulfport
33 Bed Unit
- ⌘ Mississippi Methodist Hospital
and Rehabilitation Center
80 Bed Unit
- ◇ North Mississippi Medical Center
60 Bed Unit
[30 Operational; 30 CON Approved]

Level II

- Baptist Memorial Hospital North
Mississippi
13 Bed Unit
- ▲ Greenwood Leflore Hospital
20 Bed Unit
- ▼ Magnolia Regional Health Center
13 Bed Unit
- Natchez Regional Medical Center
20 Bed Unit
- ⊕ Northwest Mississippi Regional
Medical Center
14 Bed Unit
- ◌ Riley Memorial Hospital
20 Bed Unit
- ⊖ River Region Health System
25 Bed Unit
- ◆ Southwest MS Regional Medical
Center
20 Bed Unit
- ★ Singing River Hospital
20 Bed Unit
[20 CON Approved]



Chapter 13 Other Health Services

218 Other ambulatory health services consist of primary, specialty, and supportive medical services provided on an outpatient basis, in contrast to services provided in the home or to persons who are inpatients. The term ambulatory care implies that patients must travel to a location outside the home to receive services that do not require an overnight hospital stay. This chapter describes several organizations which provide ambulatory care in Mississippi. In addition, the chapter discusses home health services in Mississippi.

218.01 Community Health Centers

Community Health Centers (CHCs) are private, non-profit community-based health care organizations established to provide preventive and primary health care services to people who face significant access barriers to the health care system. The centers receive federal grant funds from the Department of Health and Human Services under Section 330 of the Public Health Service Act. This federal support subsidizes the cost of care for indigent and uninsured individuals and covers the cost of non-reimbursable services such as preventive care and health education. The overall health status and special health needs of the CHC service area population determine the federal funding level. A community-based governing body provides direction and grant fund accountability for each CHC.

Community Health Centers provide access to medical care for residents who are plagued by a shortage of medical services, financial restrictions, and other social or economic barriers. The centers coordinate federal, state, and local resources to effectively deliver health care services in rural and underserved areas and provide a true health care "safety net" for the medically disadvantaged.

CHC staff include primary care physicians, dentists, nurse practitioners, physician assistants, and other health care providers. The centers provide comprehensive health services, including medical, dental, radiology, pharmacy, nutrition, health education, social services, and transportation. The CHC program began in 1965 and developed into a national network of more than 1,029 primary health care centers in 3,600 different locations serving approximately 15 million poor and underserved individuals in the United States. For millions of disadvantaged Americans, community health centers are increasingly becoming the only source of affordable care.

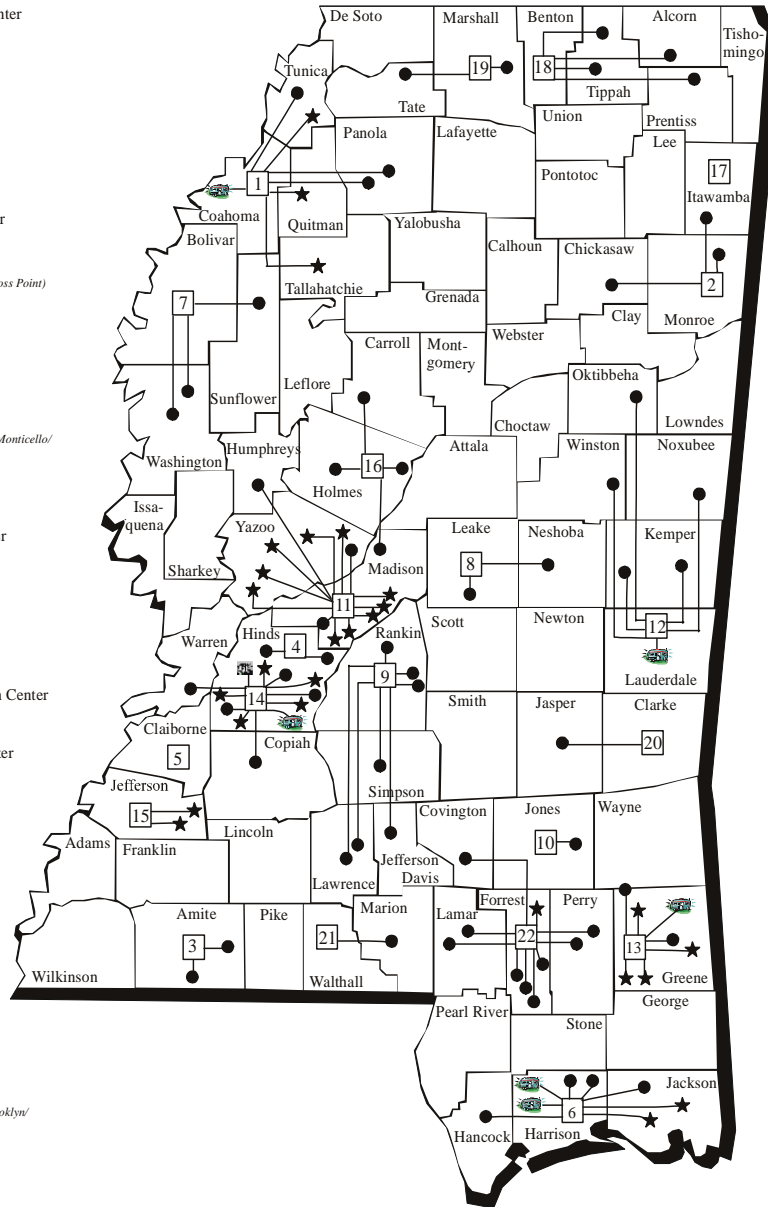
CHCs meet a great need in Mississippi. The increase in the number of families living in poverty, without health insurance, and the number of elderly Mississippians unable to afford the high cost of medical care makes the centers extremely valuable to the communities they serve. The past decade brought much progress in the publicly supported health care system as CHCs spread across the state. Mississippi now has 22 Community Health Centers and 106

satellite clinics. Nineteen centers operate in rural areas, and three are located in urban areas. Five centers operate mobile units.

Map XIII-1 shows the location of the community health centers and satellite clinics. During calendar year 2004, these centers provided services to more than 304,677 Mississippi citizens and recorded more than 1,012,273 patient visits.

Map XIII - 1 Mississippi Community Health Centers (Section 330) Main Sites and Satellite Locations

1. Aaron E. Henry Community Health Center
(Clarksdale/Tunica/Marks/Batesville/Como/Sumner)
2. ACCESS Family Health Services, Inc.
(Smithville/Hoarka/Tremont)
3. Amite County Medical Services, Inc.
(Liberty/Gloster)
4. Central Mississippi Health Services
(Jackson/Tougaloo)
5. Claiborne County Family Health Center
(Port Gibson)
6. Coastal Family Health Center
(Biloxi/Gulfport/Saucier/Vancleave/Bay St. Louis/Moss Point)
7. Delta Health Center
(Mound Bayou/Greenville/Moorhead)
8. East Central MS Health Care
(Sebastopol/Walnut Grove/Philadelphia)
9. Family Health Care Clinic
(Brandon/Pelahatchie/Pearl/Prentiss/Mendenhall/ Monticello/ New Hebron/Flowood)
10. Family Health Center
(Laurel/Sandersville)
11. G. A. Carmichael Family Health Center
(Canton/Belzoni/Yazoo City)
12. Greater Meridian Health Clinic
(DeKalb/Louisville/Scobba/Starkville)
13. Greene Area Medical Extenders
(Leakesville/State Line/McLain/Richton)
14. Jackson-Hinds Comprehensive Health Center
(Jackson/Utica/Vicksburg/Hazelhurst)
15. Jefferson Comprehensive Health Center
(Fayette)
16. Mallory Community Health Center
(Lexington/Tchula/Vaiden/Durant/Canton)
17. Mantachie Clinic
(Mantachie/Marietta)
18. North Benton County Health Care
(Ashland/Walnut/Ripley/Booneville)
19. Northeast MS Health Care
(Byhalia/Mt. Pleasant/Cold Water)
20. Outreach Health Services
(Shubuta/Heidelberg)
21. SHARP Family Care Center
(Tylertown/Columbia)
22. Southeast MS Rural Health Initiative
(Hattiesburg/Seminary/Sunrall/New Augusta/Brooklyn/ Lumberton/Beaumont)



Main Site	Satellite Clinic	School-Based Clinic	Homeless Clinic	Mobile Unit
-----------	------------------	---------------------	-----------------	-------------

219 Hospital Outpatient Services

Seventy-two Mississippi hospitals reported having organized outpatient services during Fiscal Year 2004. Table XIII-1 shows the number of hospital outpatient departments and outpatient visits in the state by general hospital service area.

During FY 2004 there were 1,667,207 visits to hospital emergency rooms and an additional 2,486,071 visits to hospital outpatient clinics, for a total of 4,153,278 visits. This statistic represents an increase over 2003's total of 3,933,574 visits to hospital emergency rooms and outpatient clinics.

Table XIII-1
**Selected Data for Hospital-Based or Affiliated Outpatient Clinics
 by General Hospital Service Area**
 FY 2004

General Hospital Service Area	Number with Emergency Departments	Number of Emergency Room Visits	Number of Hospitals with Organized Outpatient Departments	Number of Outpatient Clinic Visits	Total Outpatient Visits
Mississippi	88	1,667,207	72	2,486,071	4,153,278
1	22	353,638	19	547,912	901,550
2	13	205,165	9	443,142	648,307
3	22	429,742	17	501,737	931,479
4	7	106,665	6	119,885	226,550
5	7	89,997	6	71,175	161,172
6	7	219,328	6	231,940	451,268
7	10	262,672	9	570,280	832,952

Source: Applications for Renewal of Hospital License for Calendar Year 2005 and FY 2004 Annual Hospital Report

220 Ambulatory Surgery Services

In 1977, the federal government established reimbursement policies with ambulatory surgery incentives. Insurance companies also realized the potential for savings in using outpatient services and began to encourage ambulatory surgery. The number of freestanding ambulatory surgery centers grew rapidly as a result of these factors.

However, more hospitals began to establish ambulatory surgery facilities, and subsequent changes in reimbursement methods favored hospitals. Consequently, the growth of freestanding facilities slowed, and the number of ambulatory surgeries performed in hospital-based facilities increased.

Through its licensure program, Mississippi attempts to ensure that ambulatory surgery providers are capable of giving quality health care. Providers must comply with quality assurance requirements and allow on-site inspections by the state's licensing authority. In addition, ambulatory surgery centers participating in the Medicare program must meet federal quality assurance standards.

220.01 Present Status

During FY 2004, 69 of the state's 96 medical/surgical hospitals reported a total of 264,870 general surgical procedures. This number included 142,816 ambulatory surgeries, a slight increase of 0.38 percent over the 142,288 ambulatory surgeries performed in hospitals during 2003. The percentage of surgeries performed on an outpatient basis in hospitals has risen from 6.6 percent in 1981 to 53.9 percent in 2004. Table XIII-2 displays by general hospital service area the number of total surgeries performed in hospitals, the number of ambulatory surgeries performed in hospitals, the number of operating rooms, and the average number of procedures per day per operating room.

Mississippi licenses 24 freestanding ambulatory surgery facilities. Table XIII-3 shows, by county, the distribution of facilities, the number of ambulatory surgeries performed in the freestanding facilities, the number of operating rooms/suites, and the average number of surgical procedures per day per operating room. The 24 freestanding ambulatory surgical facilities reported 96,752 procedures during calendar year 2004, a 20.8 percent increase in the 80,077 procedures performed in these facilities during 2003.

In 2004, total outpatient surgeries (hospitals and freestanding facilities combined) comprised 66.2 percent of all surgeries performed in the state, compared to 64.4 percent in 2003. The total number of outpatient surgeries increased slightly from 222,365 in 2003 to 239,568 in 2004. Forty percent of all the ambulatory surgeries performed in 2004 took place in freestanding facilities, compared to 36 percent in 2003. The number of procedures performed in freestanding facilities was 26.76 percent of total surgeries in 2004 and 23.21 percent in 2003.

In 2004, there were 380 operating suites located in the state's general acute care hospitals and 86 operating suites in the freestanding facilities. The average usage rate of operating suites in hospitals decreased from 2.90 procedures per day in 2003 to 2.79 procedures per day in 2004. For freestanding facilities, the average usage rate increased from 3.95 procedures per day in 2003 to 4.50 procedures in 2004. Note: These usage rates are based on 250 working days per year (five days per week for 50 weeks).

Table XIII-2
Selected Hospital Affiliated Ambulatory Surgery Data by General Hospital Service Area
 FY 2004

State / General Hospital Service Area	Total Number of Surgeries	Number of Hospitals	Number of Ambulatory Surgeries	Ambulatory Surgeries / Total Surgeries (Percent of)	Number of Operating Rooms / Suites	Average ¹ Number of Surgical Procedures per Day / Suite
Mississippi	264,870	71	142,816	53.9	380	2.79
1	50,808	16	26,893	52.9	73	2.78
2	26,612	8	16,659	62.6	46	2.31
3	85,441	18	43,590	51.0	120	2.85
4	22,157	7	14,027	63.3	35	2.53
5	10,367	6	6,693	64.6	16	2.59
6	23,356	6	10,904	46.7	36	2.60
7	46,129	10	24,050	52.1	54	3.42

¹Based on 250 working days per year

Source: Applications for Renewal of Hospital License for Calendar Year 2005 and FY 2004 Annual Hospital Report

Table XIII-3
Selected Freestanding Ambulatory Surgery Data by County
 CY 2004

State/County (General Hospital Service Area)	Number of Freestanding Ambulatory Surgery Centers	Number of Ambulatory Surgeries Performed	Number of Operating Rooms/Suites	Number ¹ of Surgical Procedures Per Day/O.R. Suite
Mississippi	24	96,752	86	4.50
Alcorn (1)	1	3,686	4	3.69
Lafayette (1)	1	2,679	3	3.57
Lee (1)	1	5,704	6	3.80
DeSoto (2)	1	2,092	2	4.18
Hinds (3)	4	20,167	18	4.48
Rankin (3)	1	4,364	4	4.36
Pike (5)	1	2,858	3	3.81
Forrest (6)	5	20,317	20	4.06
Jones (6)	1	1,665	2	3.33
Harrison (7)	5	20,154	15	5.37
Jackson (7)	3	13,066	9	5.81

¹Based on 250 working days per year

Source: Survey of individual ambulatory surgery centers conducted April 2005

221 Certificate of Need Criteria and Standards for Ambulatory Surgery Services

Should the Mississippi Department of Health receive a Certificate of Need application regarding the acquisition and/or otherwise control of major medical equipment or the provision of a service for which specific CON criteria and standards have not been adopted, the application shall be deferred until the Department of Health has developed and adopted CON criteria and standards. If the Department has not developed CON criteria and standards within 180 days of receiving a CON application, the application will be reviewed using the general CON review criteria and standards presented in the Mississippi Certificate of Need Review Manual and all adopted rules, procedures, and plans of the Mississippi Department of Health.

222 Policy Statement Regarding Certificate of Need Applications for Ambulatory Surgery Services

222.01 Ambulatory Surgery Planning Areas (ASPAs): The Mississippi Department of Health (MDH) shall use the ASPAs as outlined on Map XIII-2 of this Plan for planning and Certificate of Need (CON) decisions. The need for ambulatory surgery facilities in any given ASPA shall be calculated independently of all other ASPAs.

222.02 Ambulatory Surgery Facility Service Areas: An applicant's Ambulatory Surgery Facility Service Area must have a population base of approximately 60,000 within 30 minutes normal driving time or 25 miles, whichever is greater, of the proposed/established facility. Note: Licensure standards require a freestanding facility to be within 15 minutes traveling time of an acute care hospital and a transfer agreement with said hospital must be in place before a CON may be issued. Additionally, the ambulatory surgery facility service area must have a stable or increasing population.

222.03 Definitions: The Glossary of this Plan includes the definitions in the state statute regarding ambulatory surgery services.

222.04 Surgeries Offered: The MDH shall not approve single service ambulatory surgery centers. Only multi-specialty ambulatory surgery center proposals may be approved for a CON.

222.05 Minimum Surgical Operations: The minimum of 1,000 surgeries required to determine need is based on five (5) surgeries per operating room per day x 5 days per week x 50 weeks per year x 80 percent utilization rate.

222.06 Present Utilization of Ambulatory Surgery Services: The MDH shall consider the utilization of existing services and the presence of valid CONs for services within a given ASPA when reviewing CON applications.

- 222.07 Optimum Capacity: The optimum capacity of an ambulatory surgery facility is 800 surgeries per operating room per year. The MDH shall not issue a CON for the establishment or expansion of an additional facility(ies) unless the existing facilities within the ASPA have performed in aggregate at least 800 surgeries per operating room per year for the most recent 12-month reporting period, as reflected in data supplied to and/or verified by the MDH. The MDH may collect additional information it deems essential to render a decision regarding any application. Optimum capacity is based on four (4) surgeries per operating room per day x 5 days per week x 50 weeks per year x 80 percent utilization rate.
- 222.08 Conversion of Existing Service: Applications proposing the conversion of existing inpatient capacity to hospital-affiliated ambulatory surgical facilities located within the hospital shall receive approval preference over detached or freestanding ambulatory surgical facilities if the applicant can show that such conversion is less costly than new construction and if the application substantially meets other adopted criteria.
- 222.09 Construction/Expansion of Facility: Any applicant proposing to construct a new facility or major renovation to provide ambulatory surgery must propose to build/renovate no fewer than two operating rooms.
- 222.10 Indigent/Charity Care: The applicant shall be required to provide a "reasonable amount" of indigent/charity care as described in Chapter I of this Plan.

223 Certificate of Need Criteria and Standards for Ambulatory Surgery Services

The MDH will review applications for a CON for new ambulatory surgery facilities, as defined in Mississippi law, under the statutory requirements of Sections 41-7-173, 41-7-191, and 41-7-193, Mississippi Code of 1972 Annotated, as amended. The MDH will also review applications submitted for Certificate of Need in accordance with the rules and regulations in the Mississippi Certificate of Need Review Manual; all adopted rules, procedures, and plans of the Mississippi Department of Health; and the specific criteria and standards listed below.

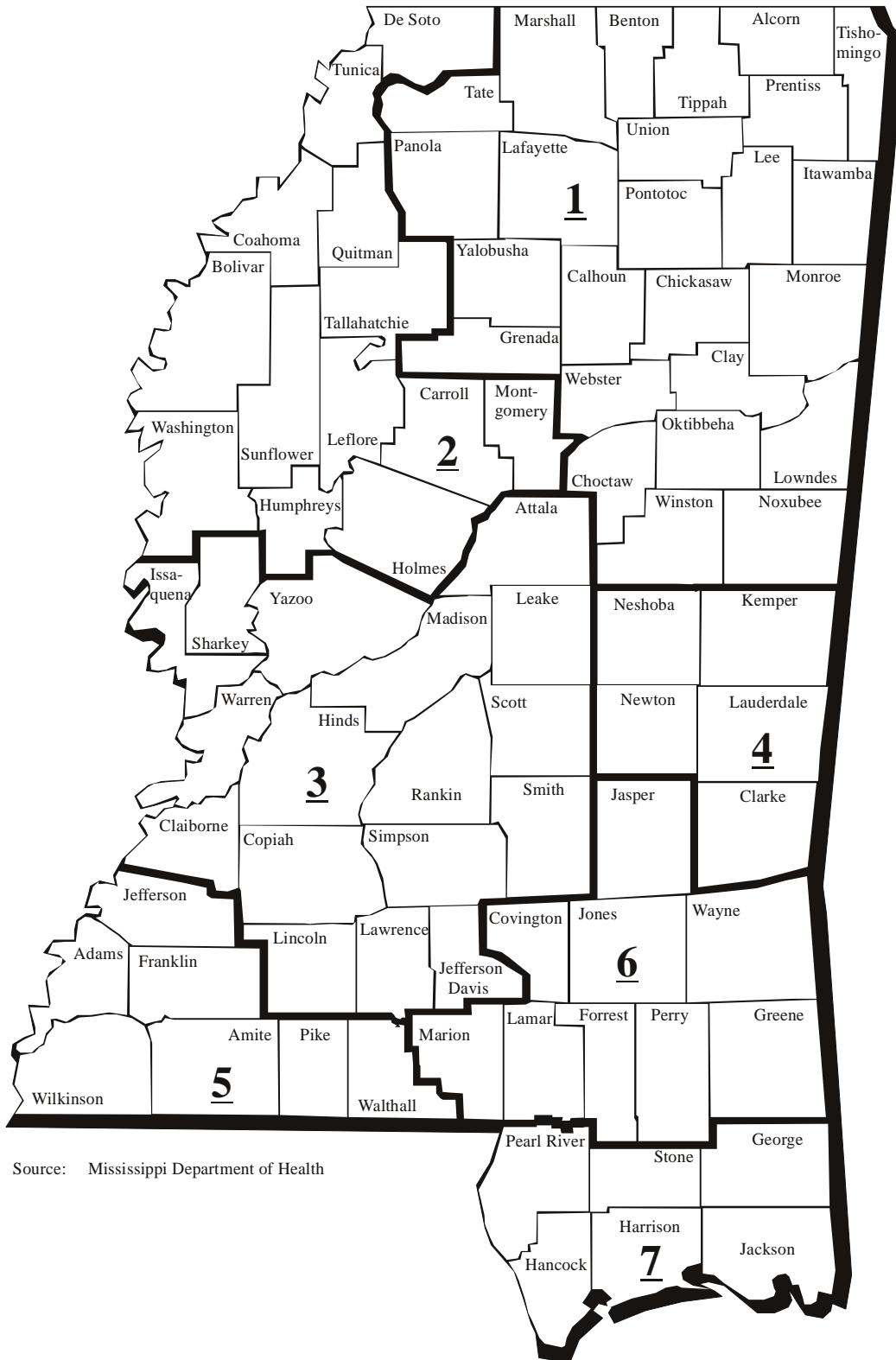
The offering of ambulatory surgery services is reviewable if the proposed provider has not provided those services on a regular basis within twelve (12) months prior to the time such services would be offered. In addition, ambulatory surgery services require CON review when the establishment or expansion of the services involve a capital expenditure in excess of \$2,000,000.

223.01 Need Criterion: The applicant shall demonstrate that the proposed ambulatory surgery facility shall perform a minimum average of 1,000 surgeries per operating room per year.

223.02 The applicant must document that the proposed Ambulatory Surgery Facility Service Area has a population base of approximately 60,000 within 30 minutes travel time.

- 223.03 An applicant proposing to offer ambulatory surgery services shall document that the existing facilities in the ambulatory surgery planning area have been utilized for a minimum of 800 surgeries per operating room per year for the most recent 12-month reporting period as reflected in data supplied to and/or verified by the Mississippi Department of Health. The MDH may collect additional information it deems essential to render a decision regarding any application.
- 223.04 The applicant must document that the proposed program shall provide a full range of surgical services in general surgery.
- 223.05 The applicant must provide documentation that the facility will be economically viable within two years of initiation.
- 223.06 The proposed facility must show support from the local physicians who will be expected to utilize the facility.
- 223.07 Medical staff of the facility must live within a 25-mile radius of the facility.
- 223.08 The proposed facility must have a formal agreement with a full service hospital to provide services which are required beyond the scope of the ambulatory surgical facility's programs. The facility must also have a formal process for providing follow-up services to the patients (e.g., home health care, outpatient services) through proper coordination mechanisms.
- 223.09 Indigent/Charity Care: The applicant shall affirm that the applicant will provide a "reasonable amount" of indigent/charity care by stating the amount of indigent/charity care the applicant intends to provide.

Map XIII - 2 Ambulatory Surgery Planning Areas



Source: Mississippi Department of Health

Home Health Care

Home health care describes health services and personal care rendered to an individual in the home. Properly administered, home health care may reduce the length of hospital stays and may delay or preclude entry into a nursing home. With Medicare and other payors limiting reimbursement for inpatient care, hospitals routinely discharge patients earlier than in past years, resulting in a greater demand for home health care and an expansion of the type of care that home health agencies deliver. These agencies now provide high technology services such as intravenous therapy, hyperalimentation, and oncology chemotherapy in addition to more traditional services such as skilled nursing.

Mississippi licensure regulations define a home health agency as: "a public or privately owned agency or organization, or a subdivision of such an agency or organization, properly authorized to conduct business in Mississippi, which is primarily engaged in providing to individuals at the written direction of a licensed physician, in the individual's place of residence, skilled nursing services provided by or under the supervision of a registered nurse licensed to practice in Mississippi, and one or more of the following additional services or items:

1. physical, occupational, or speech therapy
2. medical social services
3. home health aide services
4. other services as approved by the licensing agency
5. medical supplies, other than drugs and biologicals, and the use of medical appliances
6. medical services provided by a resident in training at a hospital under a teaching program of such hospital."

All skilled nursing services and the services listed in items a. through d. must be provided directly by the licensed home health agency. For the purposes of this Plan, "directly" means either through an agency employee or by an arrangement with another individual not defined as a health care facility in Section 41-7-173 (h), Mississippi Code 1972, as amended. The requirements of this paragraph do not apply to health care facilities which had contracts for the above services with a home health agency on January 1, 1990.

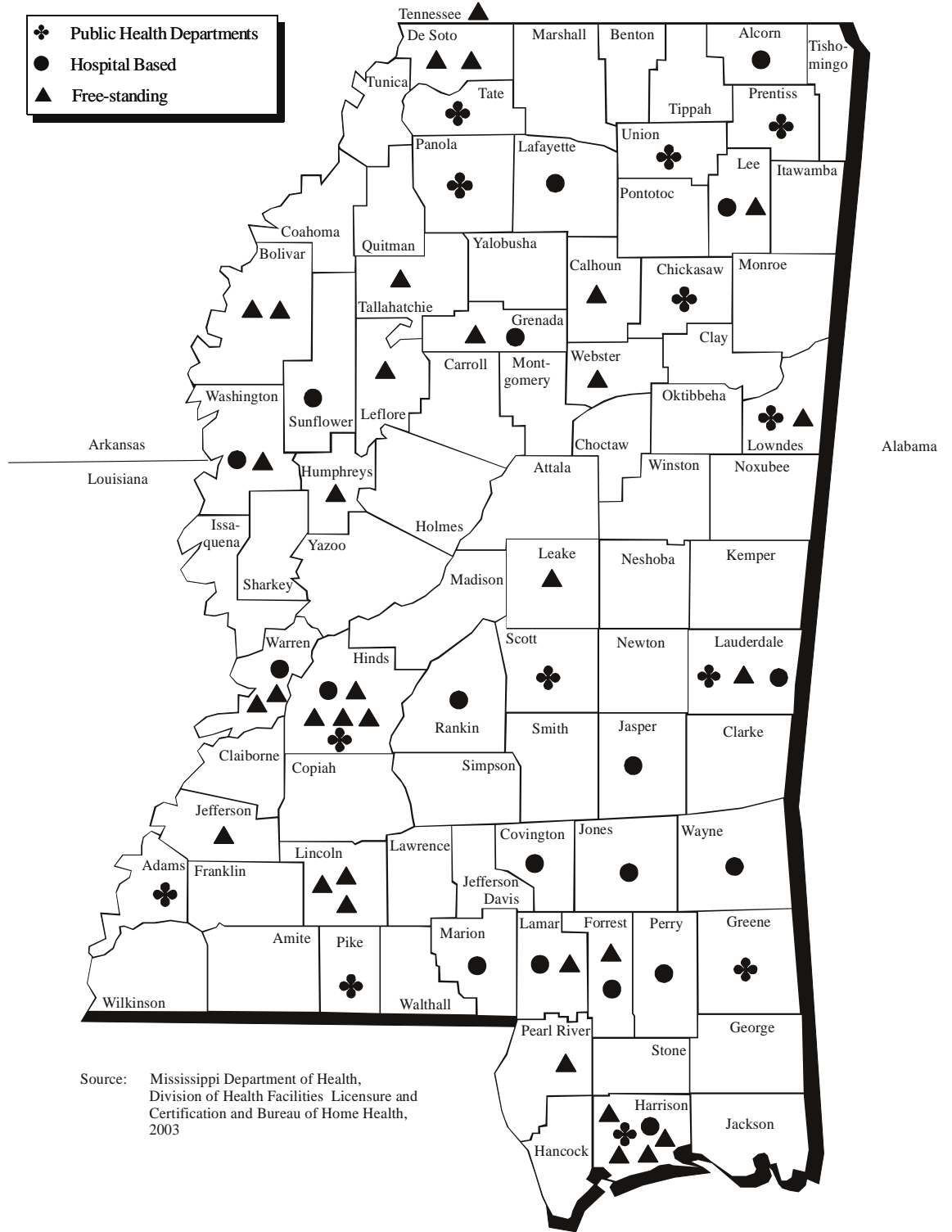
223.10 Existing Situation

Mississippi's 2003 Report on Home Health Agencies (the latest available) indicated that 59,769 Mississippians received home health services during the year, a increase of one patient, from the 59,768 patients served in 2002. There were 2,271,976 home health care visits made in 2003. Each patient (all payor sources) received an average of 38 visits, compared to 39 visits in 2002, for a decrease of one visit per patient.

Mississippi has 19 hospital-based home health agencies and 32 freestanding agencies. One additional agency located in Memphis is licensed to serve patients in selected Mississippi counties. The MDH operates 14 regional home health agencies.

Map XIII-3 shows the central office locations, by type, of all home health agencies in Mississippi - hospital-based, freestanding, and Department of Health agencies.

Map XIII - 3 Location of Home Health Agencies



Source: Mississippi Department of Health, Division of Health Facilities Licensure and Certification and Bureau of Home Health, 2003

224 Certificate of Need Criteria and Standards for Home Health Agencies/Services

Should the Mississippi Department of Health receive a Certificate of Need application regarding the acquisition and/or otherwise control of major medical equipment or the provision of a service for which specific CON criteria and standards have not been adopted, the application shall be deferred until the Department of Health has developed and adopted CON criteria and standards. If the Department has not developed CON criteria and standards within 180 days of receiving a CON application, the application will be reviewed using the general CON review criteria and standards presented in the Mississippi Certificate of Need Review Manual and all adopted rules, procedures, and plans of the Mississippi Department of Health.

225 Policy Statement Regarding Certificate of Need Applications for the Establishment of a Home Health Agency and/or the Offering of Home Health Services

- 225.01 Service Areas: The need for home health agencies/services shall be determined on a county by county basis.
- 225.02 Determination of Need: A possible need for home health services may exist in a county if for the most recent calendar year available that county had fewer home health care visits per 1,000 elderly (65+) population than the average number of visits received per 1,000 elderly (65+) in the "ten-state region" consisting of Alabama, Arkansas, Florida, Georgia, Kentucky, Louisiana, Mississippi, North Carolina, South Carolina, and Tennessee.
- 225.03 Unmet Need: If it is determined that an unmet need exists in a given county, the unmet need must be equivalent to 50 patients in each county proposed to be served. Based on 2003 data 1,700 visits approximates 50 patients.
- 225.04 All CON applications for the establishment of a home health agency and/or the offering of home health services shall be considered substantive and will be reviewed accordingly.

226 Certificate of Need Criteria and Standards for the Establishment of a Home Health Agency and/or the Offering of Home Health Services

If the present moratorium were removed or partially lifted, the MDH would review applications for a CON for the establishment of a home health agency and/or the offering of home health services under the applicable statutory requirements of Sections 41-7-173, 41-7-191, and 41-7-193, Mississippi Code of 1972, as amended. The MDH will also review applications submitted for CON according to the general criteria as listed in the Mississippi Certificate of Need Review Manual; all adopted rules, procedures, and plans of the MDH; and the specific criteria and standards listed below.

The development or otherwise establishment of a home health agency requires CON. The offering of home health services is reviewable if the proposed provider has not provided those services on a regular basis within the period of twelve (12) months prior to the time such services would be offered.

226.01 Need Criterion: The applicant shall document that a possible need for home health services exists in each county proposed to be served using the methodology contained in this section of the Plan.

226.02 The applicant shall state the boundaries of the proposed home health service area in the application.

226.03 The applicant shall document that each county proposed to be served has an unmet need equal to 50 patients, using a ratio of 1,700 patient visits equals 50 patients.

226.04 The applicant shall document that the home office of a new home health agency shall be located in a county included in the approved service area of the new agency. An existing agency receiving CON approval for the expansion of services may establish a sub-unit or branch office if such meets all licensing requirements of the Division of Licensure.

226.05 The application shall document the following for each county to be served:

1. Letters of intent from physicians who will utilize the proposed services.
2. Information indicating the types of cases physicians would refer to the proposed agency and the projected number of cases by category expected to be served each month for the initial year of operation.
3. Information from physicians who will utilize the proposed service indicating the number and type of referrals to existing agencies over the previous 12 months.
4. Evidence that patients or providers in the area proposed to be served have attempted to find services and have not been able to secure such services.
5. Projected operating statements for the first three years, including:
 - a. total cost per licensed unit;
 - b. average cost per visit by category of visit; and
 - c. average cost per patient based on the average number of visits per patient.
6. Information concerning whether proposed agencies would provide services different from those available from existing agencies.

227 Statistical Need Methodology for Home Health Services

The methodology used to calculate the average number of visits per 1,000 elderly (65+) in the 10-state region is:

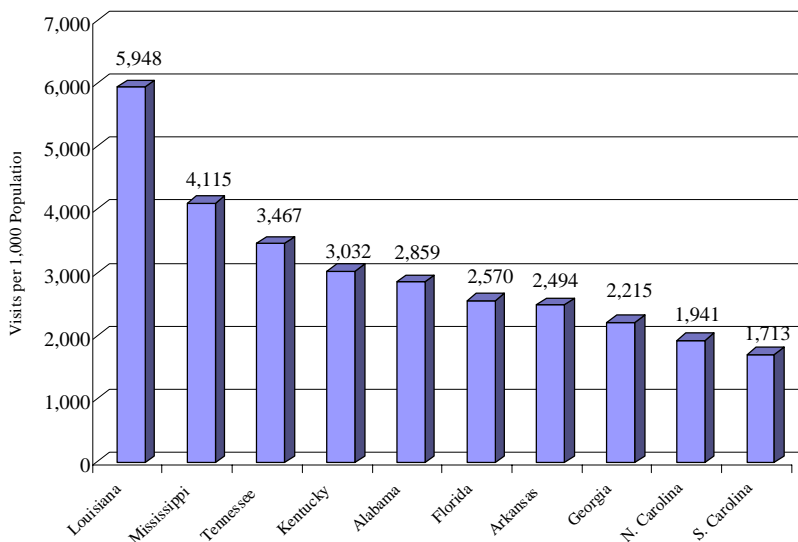
- 227.01 The 10-state region consists of Alabama, Arkansas, Florida, Georgia, Kentucky, Louisiana, Mississippi, North Carolina, South Carolina, and Tennessee.
- 227.02 The 2005 population aged 65 and older are estimates from each state.
- 227.03 Table XIII-4 shows the average number of Medicare paid home health visits per 1,000 elderly (65+) for the 10-state region, according to 2003 data from Palmetto GBA - Medicare Statistical Analysis Department of the Centers for Medicare and Medicaid Services. Figure XIII-1 shows the total number of Medicare paid home health visits per 1,000 elderly in the 10-state region.
- 227.04 In 2003, the region average of home health visits per 1,000 population aged 65 and older was 2,813. An average patient in the region received 34 home health visits. Therefore 1,700 visits equal 50 patients. Note: The Mississippi average for 2003 was 4,115 visits (Medicare reimbursed) per 1,000 population aged 65 and older, and an average patient received 39 visits.

Table XIII-4
**Medicare Home Health Statistics
 In the Ten-State Region**
 January 1, 2003 – December 31, 2003

	2005 Population 65+	2003 Total Medicare- Paid Home Health Visits	Medicare-Paid Home Health Visits per 1,000 Population 65+	Total Medicare Reimbursement	Total Medicare Home Health Patients	Average Reimbursement per Patient	Average Visits per Patient
Region Total	8,592,000	24,168,141	2,813	\$2,838,555,453	720,889	\$3,938	34
Alabama	613,000	1,752,529	2,859	\$202,507,885	51,224	\$3,953	34
Arkansas	402,000	1,002,612	2,494	\$94,622,326	27,352	\$3,459	37
Florida	2,911,000	7,480,886	2,570	\$880,926,056	240,147	\$3,668	31
Georgia	852,000	1,887,084	2,215	\$240,232,306	62,986	\$3,814	30
Kentucky	538,000	1,631,184	3,032	\$174,141,269	47,478	\$3,668	34
Louisiana	555,000	3,300,982	5,948	\$348,470,662	60,686	\$5,742	54
Mississippi	363,000	1,493,860	4,115	\$165,409,959	38,143	\$4,337	39
North Carolina	1,081,000	2,098,297	1,941	\$283,301,073	85,086	\$3,330	25
South Carolina	517,000	885,871	1,713	\$134,190,991	38,479	\$3,487	23
Tennessee	760,000	2,634,836	3,467	\$314,752,926	69,308	\$4,541	38

Source: Palmetto GBA – Medicare Statistical Analysis Department (04-20-05)

Figure XIII-1
**Total Medicare Paid Home Health Visits Per 1,000 Population
 Aged 65+ in the Ten-State Region
 2003**



Note: 2003 Average Home Health Visits per 1,000 Population Aged 65+ in the Ten-State Region is 2,813.

228 End Stage Renal Disease

End stage renal disease (ESRD) describes the loss of kidney function from chronic renal failure to the extent that the remaining kidney function will no longer sustain life. The kidney's function of filtering waste products from the blood and removing fluid and salts from the body is essential for life; consequently, if untreated, end stage renal disease results in death.

Treatment generally consists of either transplantation or dialysis consisting of peritoneal dialysis or hemodialysis. In peritoneal dialysis, the patient's own abdominal membrane is part of the "equipment". A dialyzing fluid is placed in the abdominal cavity through a plastic tube, and waste products (fluid and salts) exchange across the peritoneal membrane between the patient's blood and the dialyzing fluid. Hemodialysis is the process by which an artificial kidney machine "washes" metabolic waste products from the bloodstream and removes fluids and salts.

The kidney machine or peritoneal dialysis mimics the function normally done by the kidney. Dialysis can be done either by the patient and an assistant in the home, in a facility, or by professional staff in a hospital or limited care facility. Mississippi had 68 ESRD facilities providing maintenance dialysis services as of April 2005, and seven additional facilities CON-approved but not yet operational. Map XIII-4 shows the facility locations and Table XIII-5 shows the number of existing and CON approved ESRD facilities by county.

Kidney transplantation is the treatment of choice for most patients with end stage renal failure. Unfortunately, suitable kidneys will probably never be available in the number that would be required to treat everyone with this mode of therapy. In kidney transplantation, a healthy kidney is removed from a donor and placed into an ESRD patient. Donors for kidney transplantation may come either from a close relative, such as a sibling or parent, or from an emotionally connected donor, such as a spouse or close associate. Kidneys may also be obtained from cadaver donors who have the closest matching tissue type. Living donors are preferred because they function longer than cadaver kidneys - 30 years for a living donor versus 15 years for a cadaver kidney.

The University of Mississippi Medical Center has the only transplant program in the state and performed 26 cadaver transplants during the calendar year 2004. It is certified by membership in the United Network of Organ Sharing, a private agency under contract from the Health Care Financing Administration. Transplant results are comparable to those with transplant programs with similar population basis and can be viewed on the Internet under www.unos.net. An equal number of transplants in Mississippi residents are performed in neighboring states.

Table XIII-5
Number of Existing and CON Approved ESRD Facilities by County

ESRD Facilities by County	Number of Certified and CON Approved Stations
<u>Adams</u> RCG of Natchez	31 31
<u>Alcorn</u> RCG of Corinth	19 19
<u>Attala</u> FMC - Kosciusko	14 14
<u>Bolivar</u> RCG of Cleveland	31 31
<u>Claiborne</u> Renex Dialysis Facility of Port Gibson - Port Gibson	10 10
<u>Clarke</u> Pachuta Dialysis	9 9
<u>Coahoma</u> RCG of Clarksdale	40 40
<u>Copiah</u> FMC - Hazlehurst RCG of Hazlehurst	27 10 17
<u>Covington</u> Collins Dialysis Unit	21 21
<u>DeSoto</u> RCG of Southaven	14 14
<u>Forrest</u> Hattiesburg Clinic Dialysis Unit	37 37
<u>Franklin</u> Magnolia Dialysis	4 4
<u>George</u> Gambro Healthcare	12 12
<u>Grenada</u> RCG of Grenada	25 25
<u>Hancock</u> BMA - South Miss Kidney Center - Bay St. Louis BMA - South Miss Kidney Center - Kiln	18 14 4

Table XIII-5 (con't)
Number of Existing and CON Approved ESRD Facilities by County

ESRD Facilities by County	Number of Certified and CON Approved Stations
<u>Harrison</u>	80
BMA - South Miss Kidney Center - Biloxi	20
BMA - South Miss Kidney Center - Gulfport	24
BMA - South Miss Kidney Center - Orange Grove	16
BMA - South Miss Kidney Center - D'Iberville	4
BMA - South Miss Kidney Center - North Gulfport	16
<u>Hinds</u>	211
FMC - Jackson	38
FMC of Southwest Jackson - Jackson	24
RCG of North Jackson	40
RCG of South Jackson	35
Renex Dialysis Facility of Speights Memorial - Jackson	18
University of Miss Medical Center Acute - Jackson	21
University Hospital & Clinics Transplantation	35
<u>Holmes</u>	15
RCG of Lexington	15
<u>Humphreys</u>	6
RCG of Belzoni	6
<u>Issaquena</u>	10
RCG of Mayersville	10
<u>Jackson</u>	43
Gambro Healthcare - Ocean Springs	17
Gambro Healthcare - Pascagoula	26
<u>Jasper</u>	21
Bay Springs Dialysis Unit - Bay Springs	21
<u>Jones</u>	30
Laurel Dialysis Center - Laurel	30
<u>Lafayette</u>	28
RCG of Oxford	28
<u>Lauderdale</u>	48
RCG of Meridian	48
<u>Lawrence</u>	6
Silver Creek Dialysis	6
<u>Leake</u>	10
FMCNA of Carthage	10
<u>Lee</u>	33
RCG of Tupelo	33

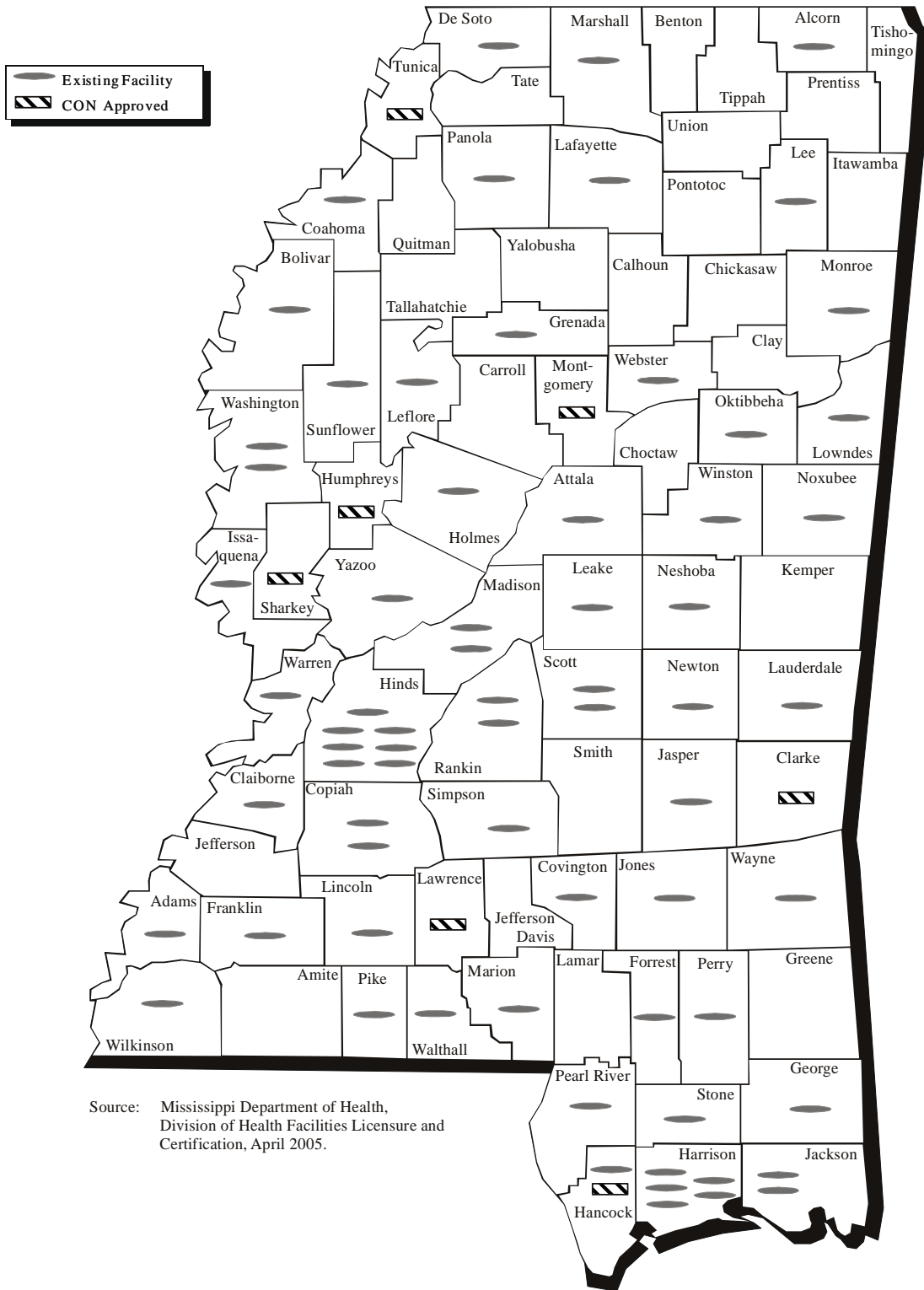
Table XIII-5 (con't)
Number of Existing and CON Approved ESRD Facilities by County

ESRD Facilities by County	Number of Certified and CON Approved Stations
<u>Leflore</u>	27
RCG of Greenwood	27
<u>Lincoln</u>	25
RCG of Brookhaven	25
<u>Lowndes</u>	35
RCG of Columbus	35
<u>Madison</u>	40
FMC - Canton	18
RCG of Canton	22
<u>Marion</u>	30
Columbia Dialysis Unit - Columbia	30
<u>Marshall</u>	14
RCG of Holly Springs	14
<u>Monroe</u>	26
RCG of Aberdeen	26
<u>Montgomery</u>	6
RCG of Montgomery County	6
<u>Neshoba</u>	30
RCG of Philadelphia	30
<u>Newton</u>	16
RCG of Newton	16
<u>Noxubee</u>	12
RCG of Macon	12
<u>Oktibbeha</u>	18
RCG of Starkville	18
<u>Panola</u>	24
RCG of Sardis	24
<u>Pearl River</u>	17
Pearl River Dialysis Center - Picayune	17
<u>Perry</u>	20
Richton Dialysis Unit	20
<u>Pike</u>	28
RCG of McComb	28

Table XIII-5 (con't)
Number of Existing and CON Approved ESRD Facilities by County

ESRD Facilities by County	Number of Certified and CON Approved Stations
<u>Rankin</u>	19
RCG of Brandon	15
BMA of Brandon - Brandon	4
<u>Scott</u>	53
FMC - Forest	41
Central Dialysis Unit of Forest	12
<u>Sharkey</u>	10
RCG of Mayersville, LLC - Rolling Fork	10
<u>Simpson</u>	15
FMC - Magee	15
<u>Stone</u>	12
Wiggins Dialysis Unit - Wiggins	12
<u>Sunflower</u>	21
RCG of Indianola	21
<u>Tunica</u>	12
RCG of Tunica - Tunica	12
<u>Walthall</u>	20
Tylertown Dialysis Unit - Tylertown	20
<u>Warren</u>	23
RCG of Vicksburg	23
<u>Washington</u>	35
Mid-Delta Kidney Center, Inc	0
RCG of Greenville	35
<u>Wayne</u>	15
Waynesboro Renal Dialysis Unit - Waynesboro	15
<u>Webster</u>	13
RCG of Eupora	13
<u>Wilkinson</u>	17
RCG of Centerville	17
<u>Winston</u>	17
RCG of Louisville	17
<u>Yazoo</u>	14
FMC - Yazoo City	14
State Total	1,517

Map XIII - 4 End Stage Renal Disease Facilities



Source: Mississippi Department of Health, Division of Health Facilities Licensure and Certification, April 2005.

229 Certificate of Need Criteria and Standards for End Stage Renal Disease Facilities

Should the Mississippi Department of Health receive a Certificate of Need application regarding the acquisition and/or otherwise control of major medical equipment or the provision of a service for which specific CON criteria and standards have not been adopted, the application shall be deferred until the Department of Health has developed and adopted CON criteria and standards. If the Department has not developed CON criteria and standards within 180 days of receiving a CON application, the application will be reviewed using the general CON review criteria and standards presented in the Mississippi Certificate of Need Review Manual and all adopted rules, procedures, and plans of the Mississippi Department of Health.

230 Policy Statement Regarding Certificate of Need Applications for the Establishment of End Stage Renal Disease (ESRD) Facilities

230.01 Establishment of an ESRD Facility: The provision or proposed provision of maintenance dialysis services constitutes the establishment of an ESRD facility if the proposed provider has not provided those services on a regular basis within the period of twelve (12) months prior to the time such services would be offered.

230.02 Annual Review Cycle: The MDH shall accept and process CON applications proposing the establishment of ESRD facilities in accordance with the following review cycle:

1. Applications may be submitted only during the period beginning July 1 and ending September 1 (5:00 p.m.) each year.
2. All applications received during this period (July 1 through September 1 each year) which are deemed "complete" by October 1 of the year of submission, will be entered into the 90-day review cycle (October-December cycle).
3. The State Health Officer will make CON decisions on "complete" applications in the month of December each year.
4. Any CON application received other than in accordance with the above review cycle shall not be accepted by the Department, but shall be returned to the applicant.

230.03 Type of Review: CON applications for ESRD services shall be considered substantive as defined under the appropriate Mississippi State Health Plan, and "complete" competing applications from the same ESRD Facility Service Area shall be batched.

230.04 ESRD Facility Service Area: An ESRD Facility Service Area is defined as the area within thirty (30) highway miles of an existing or proposed ESRD facility.

ESRD Facility Service Areas, including the Service Areas of existing facilities which overlap with the proposed Service Area, shall be used for planning purposes.

230.05 CON Approval: A CON application for the establishment of an ESRD facility shall be considered for approval only when each individual facility within an applicant's proposed ESRD Facility Service Area has maintained, at a minimum, an annual or prorated utilization rate of 80 percent as verified by the MDH. The 12 months prior to the month of submission of the CON application shall be used to determine utilization, if such information is available and verifiable by the Department.

230.06 Need Threshold: For planning and CON purposes a need for an additional ESRD facility may exist when each individual operational ESRD station within a given ESRD Facility Service Area has maintained an annual utilization rate of 80 percent, i.e. an average of 749 dialyses per station per year.

230.07 Utilization Definitions:

1. Full Utilization: For planning and CON purposes, full (100 percent) utilization is defined as an average of 936 dialyses per station per year.
2. Optimum Utilization: For planning and CON purposes, optimum (75 percent) utilization is defined as an average of 702 dialyses per station per year.
3. Need Utilization: For planning and CON purposes, need (80 percent) utilization is defined as an average of 749 dialyses per station per year.

These utilization definitions are based upon three (3) shifts per day six (6) days per week, or eighteen (18) shifts per week. Only equipment (peritoneal or hemodialysis) that requires staff assistance for dialysis and is in operation shall be counted in determining the utilization rate. Utilization of equipment in operation less than twelve (12) months shall be prorated for the period of time in actual use.

230.08 Outstanding CONs: ESRD facilities that have received CON approval but are not operational shall be considered to be operating at 50 percent, which is the minimum utilization rate for a facility the first year of operation.

230.09 Utilization Data: The Department may use any source of data, subject to verification by the Department, it deems appropriate to determine current utilization or projected utilization of services in existing or proposed ESRD facilities. The source of data may include, but is not limited to, Medicare Certification records maintained by the Division of Health Facilities Licensure and Certification, ESRD Network #8 data, and Centers for Medicare and Medicaid Services (CMS) data.

- 230.10 Minimum Expected Utilization: It is anticipated that a new ESRD facility may not be able to reach optimum utilization (75 percent) of four ESRD stations during the initial phase of operation. Therefore, for the purposes of CON approval, an application must demonstrate how the applicant can reasonably expect to have 50 percent utilization of a minimum of four ESRD stations by the end of the first full year of operation; 65 percent utilization by the end of the second full year of operation; and 75 percent utilization by the end of the third full year of operation.
- 230.11 Minimum Size Facility: No CON application for the establishment of a new ESRD facility shall be approved for less than four (4) stations.
- 230.12 Non-Discrimination: An applicant shall affirm that within the scope of its available services, neither the facility nor its staff shall have policies or procedures which would exclude patients because of race, color, age, sex, ethnicity, or ability to pay.
- 230.13 Indigent/Charity Care: An applicant shall be required to provide a "reasonable amount" of indigent/charity care as described in Chapter I of this Plan.
- 230.14 Staffing: The facility must meet, at a minimum, the requirements and qualifications for staffing as contained in 42 CFR 405.2100. In addition, the facility must meet all staffing requirements and qualifications contained in the service specific criteria and standards.
- 230.15 Federal Definitions: The definitions contained in 42 CFR 405.2100 through 405.2310 shall be used as necessary in conducting health planning and CON activities.
- 230.16 Affiliation with a Renal Transplant Center: ESRD facilities shall be required to enter into a written affiliation agreement with a renal transplant center.

231 Certificate of Need Criteria and Standards for End Stage Renal Disease (ESRD) Facilities

The Mississippi Department of Health will review applications for a Certificate of Need for the establishment of an ESRD facility under the applicable statutory requirements of Sections 41-7-173, 41-7-191, and 41-7-193, Mississippi Code of 1972, as amended. The MDH will also review applications for Certificate of Need according to the general criteria as listed in the Mississippi Certificate of Need Review Manual; all adopted rules, procedures, and plans of the Mississippi Department of Health; and the specific criteria and standards listed below.

When a provider proposes to offer ESRD services in an ESRD facility service area where he does not currently provide services or proposes to transfer an existing ESRD unit(s) from a current location into a different ESRD facility service area, it will constitute the establishment of a new ESRD health care facility. (Note: The transfer of dialysis stations from an existing ESRD facility to any other location is a relocation of a health care

facility or portion thereof and requires Certificate of Need review. Likewise, new dialysis stations placed into service at a site separate and distinct from an existing ESRD facility constitutes the establishment of a new health care facility and requires Certificate of Need review. Dialysis stations placed into service in an individual patient's home or residence, solely for the treatment of the individual patient concerned, are exempt from this regulation.)

232 Establishment of an End Stage Renal Disease (ESRD) Facility

232.01 Need Criterion: An applicant proposing the establishment of a limited care renal dialysis facility or the relocation of a portion of an existing ESRD facility's dialysis stations to another location shall demonstrate, subject to verification by the Mississippi Department of health, that each individual existing ESRD facility in the proposed ESRD Facility Service Area has (a) maintained a minimum annual utilization rate of eighty (80) percent, or (b) that the location of the proposed ESRD facility is in a county which does not currently have an existing ESRD facility but whose ESRD relative risk score using current ESRD Network 8 data is 1.5 or higher. Eligible counties based on this (b) criterion presently include: Humphreys, Jefferson, Montgomery, and Tallahatchie. Note: ESRD Policy Statements 2, 4, 5, and 6 do not apply to criterion 1(b).

232.02 Number of Stations: The applicant shall state the number of ESRD stations that are to be located in the proposed facility. No new facility shall be approved for less than four (4) dialysis stations.

232.03 Minimum Utilization: The application shall demonstrate that the applicant can reasonably expect to meet the minimum utilization requirements as stated in ESRD Policy Statement #10.

232.04 Minimum Services: The application shall affirm that the facility will provide, at a minimum, social, dietetic, and rehabilitative services. Rehabilitative services may be provided on a referral basis.

232.05 Access to Needed Services: The application shall affirm that the applicant will provide for reasonable access to equipment/facilities for such needs as vascular access and transfusions required by stable maintenance ESRD patients.

232.06 Hours of Operation: The application shall state the facility's hours of operation each day of the week. The schedule should accommodate patients seeking services after normal working hours.

232.07 Home Training Program: The application shall affirm that the applicant will make a home training program available to those patients who are medically eligible and receptive to such a program. The application shall affirm that the applicant will counsel all patients on the availability of and eligibility requirements to enter the home/self-dialysis program.

- 232.08 Indigent/Charity Care: The application shall affirm that the applicant will provide a "reasonable amount" of indigent/charity care. The application shall also state the amount of indigent/charity care the applicant intends to provide.
- 232.09 Facility Staffing: The application shall describe the facility's staffing by category (i.e., registered nurse, technologist, technician, social worker, dietician) as follows:
1. Qualifications (minimum education and experience requirements)
 2. Specific Duties
 3. Full Time Equivalent (FTE) based upon expected utilization
- 232.10 Staffing Qualifications: The applicant shall affirm that the staff of the facility will meet, at a minimum, all requirements and qualifications as stated in 42 CFR, Chapter IV, Subpart U.
- 232.11 Staffing Time:
1. The applicant shall affirm that when the unit is in operation, at least one (1) R.N. will be on duty. There shall be a minimum of two (2) persons for each dialysis shift, one of which must be an R.N.
 2. The applicant shall affirm that the medical director or a designated physician will be on-site or on-call at all times when the unit is in operation. It is desirable to have one other physician to supplement the services of the medical director.
 3. The applicant shall affirm that when the unit is not in operation, the medical director or designated physician and a registered nurse will be on-call.
- 232.12 Data Collection: The application shall affirm that the applicant will record and maintain, at a minimum, the following utilization data and make this data available to the Mississippi Department of Health as required. The time frame for the submission of the utilization data shall be established by the Department.
1. Utilization data, e.g., days of operation, shifts, inventory and classification of all stations, number of patients in dialysis, transplanted, or expired.
 2. The number of charity/indigent patients (as defined in this Plan) served by the facility and the number of dialysis procedures provided to these patients free of charge or at a specified reduced rate.
- 232.13 Staff Training: The application shall affirm that the applicant will provide an ongoing program of training in dialysis techniques for nurses and technicians at the facility.

- 232.14 **Scope of Privileges:** The applicant shall affirm that the facility shall provide access to doctors of medicine or osteopathic medicine licensed by the State of Mississippi who possess qualifications established by the governing body of the facility.
- 232.15 **Affiliation with a Renal Transplant Center:** The applicant shall affirm that within one year of commencing operation the facility will enter into an affiliation agreement with a transplantation center. The written agreement shall describe the relationship between the transplantation facility and the ESRD facility and the specific services that the transplantation center will provide to patients of the ESRD facility. The agreement must include at least the following:
1. time frame for initial assessment and evaluation of patients for transplantation,
 2. composition of the assessment/evaluation team at the transplant center,
 3. method for periodic re-evaluation,
 4. criteria by which a patient will be evaluated and periodically re-evaluated for transplantation, and
 5. signatures of the duly authorized persons representing the facilities and the agency providing the services.
 6. Furthermore, the application shall affirm that the applicant understands and agrees that failure to comply with this criterion may (after due process) result in revocation of the Certificate of Need.

233 Establishment of a Renal Transplant Center

233.01 Need Criterion: The applicant shall document that the proposed renal transplant center will serve a minimum population of 3.5 million people.

- 233.02 The applicant shall document that the proposed facility will provide, at a minimum, the following:
1. medical-surgical specialty services required for the care of ESRD transplant patients;
 2. acute dialysis services;
 3. an organ procurement system;
 4. an organ preservation program; and
 5. a tissue typing laboratory.

233.03 The applicant shall document that the facility will perform a minimum of 25 transplants annually.

234 Glossary

Accessibility - a measure of the degree to which the health care delivery system inhibits or facilitates an individual's ability to receive its services, including geographic, architectural, transportation, social, time, and financial considerations.

Ambulatory Surgery - surgical procedures that are more complex than office procedures performed under local anesthesia but less complex than major procedures requiring prolonged post-operative monitoring and hospital care to ensure safe recovery and desirable results. General anesthesia is used in most cases. The patient must arrive at the facility and expect to be discharged on the same day. Ambulatory surgery shall be performed only by physicians or dentists licensed to practice in the State of Mississippi.

Examples of procedures performed include, but are not limited to:

Tonsillectomies and adenoidectomies

Nasal polypectomy

Submucosa resection

Some cataract procedures

Cosmetic procedures

Breast biopsy

Augmentation mammoplasty

Hand surgery

Cervical conization

Laparoscopy and tubal sterilization

Circumcision

Urethral dilation

Simple hernia repairs

Stripping and ligation of varicose veins

Ambulatory Surgical Facility - a publicly or privately owned institution which is primarily organized, constructed, renovated, or otherwise established for the purpose of providing elective surgical treatment of outpatients whose recovery, under normal and

routine circumstances, will not require inpatient care. Such facility as herein defined does not include the offices of private physicians or dentists whether practicing individually or in groups, but does include organizations or facilities primarily engaged in such outpatient surgery, whether using the name "ambulatory surgical facility" or a similar or different name. Such organization or facility, if in any manner considered to be operated or owned by a hospital or a hospital holding, leasing, or management company, either for-profit or not-for-profit, is required to comply with all Mississippi Department of Health ambulatory surgical licensure standards governing a hospital affiliated facility as adopted under Section 41-9-1 et seq., Mississippi Code of 1972; provided that such organization or facility does not intend to seek federal certification as an ambulatory surgical facility as provided for 42 CFR, Parts 405 and 416. Further, if such organization or facility is to be operated or owned by a hospital or a hospital holding, leasing, or management company and intends to seek federal certification as an ambulatory facility, then such facility is considered to be freestanding and must comply with all Mississippi State Department of Health ambulatory surgical licensure standards governing a freestanding facility. If such organization or facility is to be owned or operated by an entity or person other than a hospital or hospital holding, leasing, or management company, then such organization or facility must comply with all Mississippi Department of Health ambulatory surgical facility standards governing a freestanding facility.

Bed Need Methodologies - quantitative approaches to determining present and future needs for inpatient beds.

Capital Improvements - costs other than construction which will yield benefits over a period of years. Examples of capital improvements are painting, refurbishing, and land improvements, such as improving driveways, fences, parking lots, and sprinkler systems.

Capitalized Interest - interest incurred during the construction period, which is included in debt borrowing.

Construction Formulas

New Construction/Renovation

$$\begin{aligned} \text{(Prorated Project): Cost/square foot} &= \frac{A+C+D+(E+F+G(A\%^*))}{\text{New Const. Square Feet}} \\ \text{Cost/square foot} &= \frac{B+(E+F+G(B\%^)**+H}{\text{Renov. Square Feet}} \end{aligned}$$

New Construction

$$\text{(No Renovation Involved): Cost/square foot} = \frac{A+C+D+E+F+G}{\text{Square Feet}}$$

Renovation

$$\text{(No New Construction): Cost/square foot} = \frac{B+C+E+F+G+H}{\text{Square Feet}}$$

When: A = New Construction
 B = Renovation
 C = Fixed Equipment
 D = Site Preparation
 E = Fees
 F = Contingency
 G = Capitalized Interest
 H = Capital Improvement

*A% - refers to the percentage of square feet allocated to new construction.

**B% - refers to the percentage of square feet allocated to renovation.

Example: ABC Health Care's project for construction/renovation consists of 10,000 square feet of new construction and 9,000 square feet of renovation, for a total of 19,000 square feet.

$$A\% = \frac{10,000}{19,000} \text{ or } 53\%$$

$$B\% = \frac{9,000}{19,000} \text{ or } 47\%$$

Continuing Care Retirement Community - a comprehensive, cohesive living arrangement for the elderly which is offered under a contract that lasts for more than one year or for the life of the resident and describes the service obligations of the CCRC and the financial obligations of the resident. The contract must obligate the CCRC to provide, at a minimum, room, board, and nursing care to an individual not related by consanguinity or affinity to the provider furnishing such care. The contract explicitly provides for full lifetime nursing home care as required by the resident. The resident may be responsible for the payment of some portion of the costs of his/her nursing home care, and the CCRC sponsor is responsible for the remaining costs as expressly set forth in the contract. Depletion of the contractee's personal resources does not affect the contribution of the CCRC sponsor.

Conversion - describes a major or proportional change that a health care facility undertakes in its overall mission, such as the change from one licensure category to another, from one organizational tax status to another, or from one type of health care facility to another, etc.

Cost Containment - the control of the overall costs of health care services within the health care delivery system.

Criteria - guidelines or pre-determined measurement characteristics on which judgment or comparison of need, appropriateness, or quality of health services may be made.

Existing Provider - an entity that has provided a service on a regular basis during the most recent 12-month period.

Facilities - collectively, all buildings constructed for the purpose of providing health care (including hospitals, nursing homes, clinics, or health centers, but not including physician offices); encompasses physical plant, equipment, and supplies used in providing health services.

Feasibility Study - a report by the chief financial officer, an independent recognized firm of accountants or consultants demonstrating that the cash flow generated from the operation of the facility will be sufficient to complete the project being financed and to pay future annual debt service.

Freestanding Ambulatory Surgical Facility - a separate and distinct facility or a separate and distinct organized unit of a hospital owned, leased, rented, or utilized by a hospital or other persons for the primary purpose of performing ambulatory surgery procedures. Such facility must be separately licensed as herein defined and must comply with all licensing standards promulgated by the Mississippi State Department of Health regarding a freestanding ambulatory surgical facility. Further, such facility must be a separate, identifiable entity and must be physically, administratively, and financially independent and distinct from other operations of any other health facility and shall maintain a separate organized medical and administrative staff. Furthermore, once licensed as a freestanding ambulatory surgical facility, such facility shall not become a component of any other health facility without securing a Certificate of Need to do so.

Group Home - a single dwelling unit whose primary function is to provide a homelike residential setting for a group of individuals, generally 8 to 20 persons, who neither live in their own home nor require institutionalization. Group homes are used as a vehicle for normalization.

Habilitation - the combined and coordinated use of medical, social, educational, and vocational measures for training individuals who are born with limited functional ability as contrasted with people who have lost abilities because of disease or injury.

Home Health Agency - certain services must be provided directly by a licensed home health agency and must include all skilled nursing services; physical, occupational, or speech therapy; medical social services; part-time or intermittent services of a home health aide; and other services as approved by the licensing agency for home health agencies. In this instance, "directly" means either through an agency employee or by an arrangement with another individual not defined as a health care facility.

Hospital Affiliated Ambulatory Surgical Facility - a separate and distinct organized unit of a hospital or a building owned, leased, rented, or utilized by a hospital and located in the same county in which the hospital is located for the primary purpose of performing ambulatory surgery procedures. Such facility is not required to be separately licensed and may operate under the hospital's license in compliance with all applicable requirements of Section 41-9-1 et seq.

Limited Care Renal Dialysis Facility - a health care facility which provides maintenance or chronic dialysis services on an ambulatory basis for stable ESRD

patients. The limited care renal dialysis facility is considered a substitute for home dialysis to be used by patients who cannot dialyze at home. The facility provides follow-up and back-up services for home dialysis patients.

Magnetic Resonance Imaging (MRI) Scientist - a professional with similar skills and job qualifications as a medical physicist, who holds a comparable degree in an allied science, such as chemistry or engineering, and shows similar experience as the medical physicist with medical imaging and MRI imaging spectroscopy.

Market Share - historical data used to define a primary or secondary geographic service area, i.e. patient origin study using counties, zip codes, census tracts, etc.

Occupancy Rate - measure of average percentage of hospital beds occupied; determined by dividing available bed-days (bed capacity) by patient days actually used during a specified time period.

Outpatient Facility - a medical institution designed to provide a limited or full spectrum of health and medical services (including health education and maintenance services, preventive services, diagnosis, treatment, and rehabilitation) to individuals who do not require hospitalization or institutionalization.

Pediatric Skilled Nursing Facility - a pediatric skilled nursing facility is an institution or a distinct part of an institution that is primarily engaged in providing to inpatients skilled nursing care and related services for persons under 21 years of age who require medical, nursing care, or rehabilitation services for the rehabilitation of injured, disabled, or sick persons.

Policy Statement - a definite course of action selected in light of given conditions to guide and determine present and future decisions.

Positron Emission Tomography (PET) - a non-invasive imaging procedure in which positron-emitting radionuclides, that are produced either by a cyclotron or a radiopharmaceutical producing generator, and a nuclear camera are used to create pictures of organ function rather than structure. PET, therefore, has the potential for providing unique, clinically important information about disease processes. Key applications for PET are in coronary artery disease and myocardial infarction, epilepsy, cerebral gliomas, and dementia.

Radiation Therapy - the use of ionizing radiations for the treatment of tumors.

Renal Dialysis Center - a health care facility which provides dialysis services to hospital patients who require such services. The dialysis provided in a renal dialysis center functions primarily as a backup program for ESRD patients dialyzing at home or in a limited care facility who are placed in a hospital. A renal dialysis center may also serve as an initial dialysis setting for newly diagnosed ESRD patients who are in the hospital. A center may also provide acute dialysis services as needed.

Renal Transplant Center - a health care facility which provides direct transplant and other medical-surgical specialty services required for the care of the ESRD transplant patient. Services provided include, but are not limited to, acute renal dialysis, organ procurement system, organ preservation program, and tissue typing laboratory.

Standard - a quantitative level to be achieved regarding a particular criterion to represent acceptable performance as judged by the agency establishing the standard.

Therapeutic Radiation Services - therapeutic radiation treatments/procedures delivered through the use of a linear accelerator or 60Co teletherapy unit.

Therapeutic Radiation Unit/Equipment - a linear accelerator or 60Co teletherapy unit. This equipment is also commonly referred to as a "megavoltage therapeutic radiation unit/equipment."

235 Guidelines for the Operation of Perinatal Units (Obstetrics and Newborn Nursery)

235.01 ORGANIZATION

Obstetrics and newborn nursery services shall be under the direction of a member of the staff of physicians who has been duly appointed for this service and who has experience in maternity and newborn care.

There shall be a qualified professional registered nurse responsible at all times for the nursing care of maternity patients and newborn infants.

Provisions shall be made for pre-employment and annual health examinations for all personnel on this service.

Physical facilities for perinatal care in hospitals shall be conducive to care that meets the normal physiologic and psychosocial needs of mothers, neonates and their families. The facilities provide for deviations from the norm consistent with professionally recognized standards/guidelines.

The obstetrical service should have facilities for the following components:

- A. Antepartum care and testing.
- B. Fetal diagnostic services.
- C. Admission/observation/waiting.
- D. Labor.
- E. Delivery/cesarean birth.
- F. Newborn nursery.
- G. Newborn intensive care (Specialty and Subspecialty care only).

- H. Recovery and postpartum care.
- I. Visitation.

235.02 STAFFING

The facility is staffed to meet its patient care commitments consistent with professionally recognized guidelines. There must be a registered nurse immediately available for direct patient care.

236 LEVELS OF CARE

236.01 Basic Care

- A. Surveillance and care of all patients admitted to the obstetric service, with an established triage system for identifying high-risk patients who should be transferred to a facility that provides specialty or sub-specialty care.
- B. Proper detection and supportive care of unanticipated maternal-fetal problems that occur during labor and delivery.
- C. Capability to begin an emergency cesarean delivery within 30 minutes of the decision to do so.
- D. Availability of blood bank services on a 24-hour basis.
- E. Availability of anesthesia, radiology, ultrasound, and laboratory services available on a 24-hour basis.
- F. Care of postpartum conditions.
- G. Evaluation of the condition of healthy neonates and continuing care of these neonates until their discharge.
- H. Resuscitation and stabilization of all neonates born in hospital.
- I. Stabilization of small or ill neonates before transfer to a specialty or sub-specialty facility.
- J. Consultation and transfer agreement.
- K. Nursery care.
- L. Parent-sibling-neonate visitation.
- M. Data collection and retrieval.

236.02 Specialty Care

- A. Performance of basic care services as described above.
- B. Care of high-risk mothers and fetuses both admitted and transferred from other facilities.
- C. Stabilization of ill newborns prior to transfer.
- D. Care of preterm infants with a birth weight of 1,500 grams or more.
- E. Treatment of moderately ill larger preterm and term newborns

236.03 Sub-specialty Care

- A. Provision of comprehensive perinatal care services for both admitted and transferred mothers and neonates of all risk categories, including basic and specialty care services as described above.
- B. Research and educational support.
- C. Analysis and evaluation of regional data, including those on complications.
- D. Evaluation of new technologies and therapies.
- E. Maternal and neonate transport.

237 PERINATAL CARE SERVICES

237.01 Antepartum Care

There should be policies for the care of pregnant patients with obstetric, medical, or surgical complications and for maternal transfer.

237.02 Intra-partum Services: Labor and Delivery

Intra-partum care should be both personalized and comprehensive for the mother and fetus. There should be written policies and procedures in regard to:

1. Assessment.
2. Admission.
3. Medical records (including complete prenatal history and physical).
4. Consent forms.
5. Management of labor including assessment of fetal well-being:
 - a. Term patients.

- b. Preterm patients.
 - c. Premature rupture of membranes.
 - d. Preeclampsia/eclampsia.
 - e. Third trimester hemorrhage.
 - f. Pregnancy Induced Hypertension (PIH).
6. Patients receiving oxytocics or tocolytics.
 7. Patients with stillbirths and miscarriages.
 8. Pain control during labor and delivery
 9. Management of delivery.
 10. Emergency cesarean delivery (capability within 30 minutes.)
 11. Assessment of fetal maturity prior to repeat cesarean delivery or induction of labor.
 12. Vaginal birth after cesarean delivery.
 13. Assessment and care of neonate in the delivery room.
 14. Infection control in the obstetric and newborn areas.
 15. A delivery room record shall be kept that will indicate:
 - a. The name of the patient.
 - b. Date of delivery.
 - c. Sex of infant.
 - d. Apgar.
 - e. Weight.
 - f. Name of physician.
 - g. Name of persons assisting.
 - h. What complications, if any, occurred?
 - i. Type of anesthesia used.
 - j. Name of person administering anesthesia.

16. Maternal transfer.
17. Immediate postpartum/recovery care.
18. Housekeeping.

237.03 New Born Care

There shall be policies and procedures for providing care of the neonate including:

1. Immediate stabilization period.
2. Neonate identification and security.
3. Assessment of neonatal risks.
4. Cord blood, Coombs, and serology testing.
5. Eye care.
6. Subsequent care.
7. Administration of Vitamin K.
8. Neonatal screening.
9. Circumcision.
10. Parent education.
11. Visitation.
12. Admission of neonates born outside of facility.
13. Housekeeping.
14. Care of or stabilization and transfer of high-risk neonates.

237.04 Postpartum Care

There shall be policies and procedures for postpartum care of mother:

1. Assessment.
2. Subsequent care (bed rest, ambulation, diet, care of the vulva, care of the bowel and bladder functions, bathing, care of the breasts, temperature elevation).

3. Postpartum sterilization.
4. Immunization: RHIG and Rubella.
5. Discharge planning.

Source: Guidelines for Perinatal Care, Second and Fourth Editions, American Academy of Pediatrics and the American College of Obstetricians and Gynecologists, 1988, 1992, and 1997.